



ALL DIAMOND 2023 KANSAS CITY ROYALS

# MEDIA GUIDE





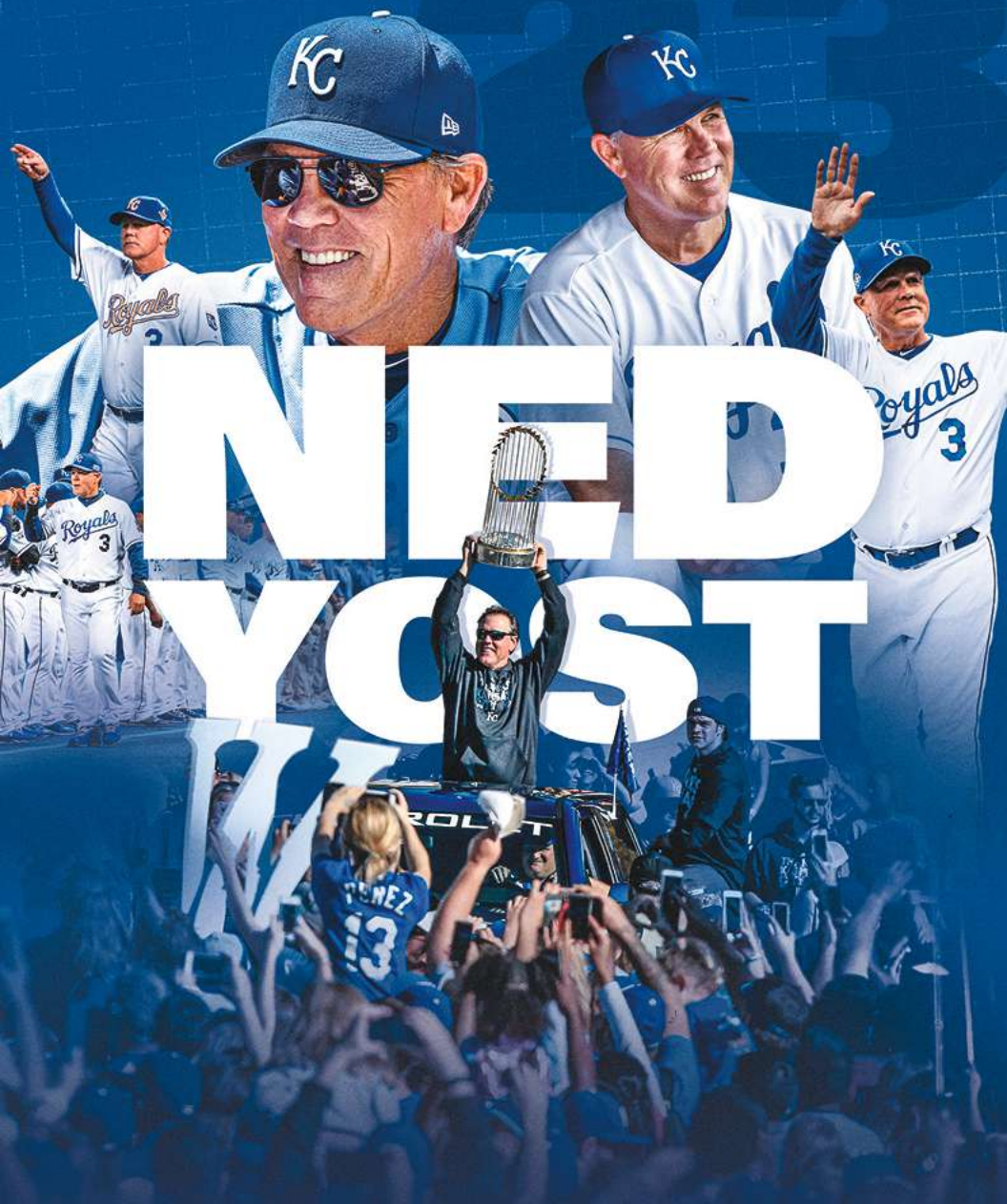
Royals

HALL OF FAME

EST. 1986

INDUCTEE

NEED  
YOST



# TABLE OF CONTENTS

<b>ORGANIZATION</b>		Gentry, Tyler	96	Award Winners	210
Staff Directory	2	Greinke, Zack	97	Gold Glove Awards	213
Kauffman Stadium	5	Heasley, Jonathan	103	Team Awards	214
Community Impact	7	Hernández, Carlos	105	Player of the Month	215
John Sherman	10	Hernandez, Diego	107	All-Star Selections	217
J.J. Picollo	12	Hicklen, Brewer	108	Postseason History	222
Senior Administration	13	Isbel, Kyle	109		
Royals Officers	15	Keller, Brad	111	<b>RECORDS</b>	
Baseball Operations	21	Kowar, Jackson	114	Year-by-Year Results	232
Medical Staff	31	Kriske, Brooks	115	Extra-Inning Results	235
Clubhouse Operations	34	Loftin, Nick	116	Year-by-Year Statistics	237
Support Staff	36	Lopez, Nicky	117	Single-Season Records	240
Royals Associates	39	Lovelady, Richard	120	Single-Game Records	241
Sluggerrr	44	Lyles, Jordan	121	Win/Loss Streaks	243
		Lynch, Daniel	124	Consecutive Records	244
		Marsh, Alec	126	Inning Records	246
<b>COACHING STAFF</b>		Massey, Michael	127	Monthly Records	248
Quatraro, Matt	46	Mayers, Mike	129	Doubleheader Records	250
Alguacil, José	48	Melendez, MJ	131	Rookie Records	252
Bove, Zach	49	Núñez, Andrés	133	Single-Season Leaders	253
DeRenne, Keoni	50	Olivares, Edward	134	Career Leaders	256
García, Miguel	51	Pasquantino, Vinnie	136	League Leaders	259
Hollins, Damon	52	Perez, Salvador	138	No-Hitters	262
Hoover, Paul	53	Porter, Logan	144	Home Runs	264
Stetter, Mitch	54	Pratto, Nick	145	Walk-Off Wins	269
Sweeney, Brian	55	Rave, John	147	Firsts & Lasts	273
Wilson, Vance	56	Reetz, Jakson	148	Attendance Records	274
Zumwalt, Alec	57	Reyes, Franmil	149		
		Singer, Brady	151	<b>OPPONENTS</b>	
<b>PLAYER BIOS</b>		Sisk, Evan	153	American League	278
Barlow, Scott	59	Snider, Collin	154	National League	292
Beatty, Matt	61	Staumont, Josh	155	Interleague Play	307
Blanco, Dairon	63	Taylor, Josh	157		
Bowlan, Jonathan	64	Taylor, Samad	159	<b>SCOUTING &amp; PD</b>	
Briceño, José	65	Tolbert, Tyler	160	Scouting Staff	310
Bubic, Kris	67	Tresh, Luca	161	Minor League Staff	318
Camargo, Johan	69	Waters, Drew	162	Organization Awards	323
Castillo, Max	71	Weiss, Ryan	164	Affiliates Year-by-Year	325
Chapman, Aroldis	72	Witt Jr., Bobby	165	Affiliates Schedule	329
Clarke, Taylor	76	Wittgren, Nick	168	Affiliates Staff	330
Coleman, Dylan	78	Yarbrough, Ryan	170	Dominican Academy	340
Cox, Austin	79	Zerpa, Angel	173	Minor League Players	344
Cropley, Tyler	80				
Cuas, Jose	81	<b>HISTORY</b>			
Del Rosario, Yefri	83	Retired Numbers	176	<b>MEDIA &amp; MISCELLANEOUS</b>	
Dozier, Hunter	84	Royals Hall of Fame	180	Media Relations Staff	403
Duffy, Matt	86	History of Royals	187	Media Info & Guidelines	404
Dungan, Clay	89	Royals Timeline	188	MLB PR Directory	405
Eaton, Nate	90	Opening Day History	192	Broadcast Team History	406
Fermin, Freddy	92	All-Time Roster (Alpha.)	195	Broadcast Team	408
García, Maikel	93	All-Time Roster (No.)	201	Spring Training	414
Garrett, Amir	94			2023 Rule Changes	416

<b>MISCELLANEOUS BOXES</b>		Debuts, Youngest	126	Position Players to Pitch	88
.300 hitters	169	Ejections	77	Record by Date	247
1st-round picks	146	Heart & Hustle Nominees	167	Record by Game	234
20/20 Seasons	110	Hitting Streaks	96	Replay History	36
Art Stewart Award	312	HR Derby Participants	218	Roster by Birthplace	66
Birthdays	68	HR, By Pitcher	100	Roster by College	104
Clinching Dates	125	HR, By Distance	143	Roster, 40-Man	58
Comeback Wins/Blown Leads	128	Kansas City-Area HS Royals	172	Rule 5 Selections	113
Cycles	163	Longest/Shortest Games	236	Scoreless Through 9 Innings	60
Debuts, Dates	91	Multi-Stint Royals	98	Steals of Home	123
Debuts, Won	156	Organization Leaders, 2022	337	Trades by Team	130

## 2023 KANSAS CITY ROYALS MEDIA GUIDE

The 2023 Royals Media Guide is a copyrighted publication. Information herein is prepared for use by accredited members of the media. Those desiring to use this information for commercial purposes should contact the Royals Media Relations Department. The Media Guide was written and edited by **Nick Kappel, Ian Kraft & Logan Jones**, with assistance from **Sam Mellinger**. Cover by **Caitlin Wienck & Robbie Poulain**. Photography by **Jason Hanna, Sam Lutz & Getty Images**. Special thanks to **Iris Edelen, Fabio Herrera, Jack Monahan, Curt Nelson & Emily Penning** for editorial assistance. Stats provided by *Stats Inc.*, *MLB*, *Sports Reference* and *Elias Sports Bureau*. Printed at Sun Graphics in Parsons, Kan.



## ROYALS PRONUNCIATION GUIDE

Scan the QR code to the right for access to phonetic spellings & audio clips of player names.

## STAFF DIRECTORY

### SENIOR ADMINISTRATION

John Sherman	Chairman & CEO
J.J. Picollo	Executive VP & GM
Brooks Sherman	President, Business Operations
Sarah Tourville	Executive VP, Chief Commercial & Community Impact Officer
Adam P. Sachs	Sr. VP, Chief Legal Officer

### OFFICERS

Rene Francisco	Sr. VP, Major League & International Operations/Asst. GM
Scott Sharp	Sr. VP/Major League Operations/Asst. GM
Whitney Beaver	VP, Chief Financial Officer
Anthony Blue	VP, Ticket Operations
George Brett	VP, Baseball Operations
Jeff Davenport	VP, Major League Team Operations
Iris Edelen	VP, People & Culture
Lonnie Goldberg	VP, Player Personnel
Brian Himstedt	VP, Technology & Business Analytics
Dr. Daniel Mack	VP, Research & Development/Asst. GM
Luis Maes	VP, Community Impact
Sam Mellinger	VP, Communications
Isaac Riffel	VP, Ballpark Operations
Alex Schulte	VP, Corporate Partnerships
Tony Sneathen	VP, Pine Tar Collective
Gene Watson	VP, Major League Scouting/Asst. GM
Jin Wong	VP, Baseball Administration/Asst. GM

### BASEBALL OPERATIONS

<b>J.J. Picollo</b>	<b>Executive VP &amp; GM</b>
Mike Arbuckle	Sr. Advisor to GM/Scouting & PD
Willie Aikens	Special Asst. to Baseball Operations & Leadership Development
Rafael Belliard	Special Asst. to GM/Infield Coord.
Blaine Boyer	Special Asst. to Baseball Operations & Leadership Development
Chino Cadahia	Special Asst. to GM/Player Development
Roy Clark	Sr. Advisor to Baseball Operations
Tim Conroy	Special Asst. to the GM
Rusty Kuntz	Special Asst. to the GM/Quality Control
Tom McNamara	Special Asst. to the GM
Louie Medina	Special Asst. to the GM/Player Personnel
Don Poplin	Special Asst. to the GM
Reggie Sanders	Special Asst. to Baseball Operations & Leadership Development
Mike Sweeney	Special Asst. to Baseball Operations & Leadership Development
Malcom Culver	Asst. Director, Player Development
Jeff Diskin	Director, Professional & Sport Development
Austin Driggers	Sr. Director, Performance Science
Paul Gibson	Sr. Director of Pitching
Jared Hinton	Baseball Operations Asst.
Alan Kohler	Analyst, Research & Development
Nick Leto	Director, Minor League Operations
Kristin Lock	Asst. Director, Minor League & International Operations
Ryan Maid	Sr. Director, Behavioral Science
Mitch Maier	Director, Player Development
Matt Marasco	Sr. Director, Leadership & Cultural Development
Dr. Conor McNeill	Performance Science Assistant
Erin Messel	Front End Developer, Baseball Systems
Jack Monahan	Director, Scouting Operations/Amateur Scouting
Brandon Nelson	Analyst, Research & Development/Player Development
Danny Ontiveros	Director, Amateur Scouting
Emily Penning	Executive Asst. to the GM
Grace Rieger	Analyst, Research & Development

Joseph San Diego	Sr. Developer
Jenny Segelke	Developer, Baseball Systems
Will Simon	Director, Arizona Operations
Rob Sorge	Analyst, Research & Development/Amateur Scouting
Paul Turner	Lead Developer
Robyn Wampler	Analyst, Research & Development
Hailey Yabroudy	Analyst, Research & Development

### MAJOR LEAGUE MEDICAL STAFF

Dr. Vincent Key	Head Team Physician
Dr. Joe Noland	Associate Physician
Dr. Mitch Birt	Associate Physician
Dr. Jacob Brubacher	Associate Physician
Dr. Sean Jackson	Associate Physician
Patrick Hammond	Team Chiropractor
Nick Kenney	Director, Medical Administration
Kyle Turner	Head Athletic Trainer
Chris DeLucia	Asst. Athletic Trainer
Jeff Blum	Major League Rehab Coordinator
Dave Iannicca	Manual Tissue Therapist/Second Asst. Athletic Trainer
Ryan Stoneberg	Head Major League Strength Coach
Luis Perez	Major League Strength Coach
Erika Wincheski	Director, Sports Nutrition
Ryan Eigsti	Major League Rehab Coach

### MAJOR LEAGUE CLUBHOUSE OPERATIONS

Chuck Hawke	Sr. Advisor, Clubhouse Operations
Patrick Gorman	Director, Major League Equipment
Tom Walsh	Manager, Clubhouse Services
Levi Noble	Manager, Visiting Clubhouse
T.J. Stack	Manager, Culinary Services
Tyler Agenter	Sr. Clubhouse Asst., Administration
Jake Van Oeveren	Sr. Clubhouse Asst., Operations
Brett Pener	Sr. Clubhouse Asst., Umpire Services
Betty Kaegel	Asst., Player Relations
Adam Korth	Asst., Culinary Services
Jeff Smith	Visiting Clubhouse Asst.

### MAJOR LEAGUE SUPPORT STAFF

Bill Duplissea	Advance Scouting/Replay Coord.
Andy Ferguson	Major League Pitching Strategist
Parker Morin	Bullpen Catcher/Strategist
Allan de San Miguel	Bullpen Catcher/Strategist
Ethan Blouin	Major League Video Coord.
Melissa Lambert	Director, Behavioral Science/Major League Mental Performance

### MEDIA RELATIONS

<b>Sam Mellinger</b>	<b>VP, Communications &amp; Broadcasting</b>
Sharita Hutton	Sr. Director, Communications Specialist
Nick Kappel	Director, Media Relations
Ian Kraft	Asst. Director, Media Relations
Logan Jones	Manager, Media Relations

### COMMUNICATIONS & BROADCASTING

Mike Swanson	Sr. Advisor, Communications & Broadcasting
Denny Matthews	Announcer (Radio)
Steve Stewart	Announcer (Radio)
Jake Eisenberg	Announcer (TV/Radio)
Eric Guthrie	Producer/Engineer
Ryan Lefebvre	Announcer (TV/Radio)
Rex Hudler	Announcer (TV)
Joel Goldberg	Announcer (TV)
Jeff Montgomery	Announcer (TV)

## STAFF DIRECTORY (CONT.)

### BUSINESS OPERATIONS

<b>Brooks Sherman</b>	<b>President, Business Operations</b>
<b>Sarah Tourville</b>	<b>Executive VP, Chief Commercial &amp; Innovation Officer</b>
<b>Adam P. Sachs</b>	<b>Sr. VP, Chief Legal Officer</b>
Andi Feeley	C-Suite Executive Assistant

### AUTHENTICS

Ashley Ficken	Director, Authentic Merchandise Sales
Cory Chlebicki	Manager, Authentic Merchandise Sales

### ACCOUNTING & PAYROLL

<b>Whitney Beaver</b>	<b>VP, Chief Financial Officer</b>
Luke Franken	Controller
Patrick Fleischmann	Director, Renovation Accounting/ Risk Management
Sarah Kongs	Director, Finance
Heath Bieker	Manager, Finance
April Peterson	Manager, Accounting
Jeannie Kenyon	Staff Accountant
Jonlyn Pierce	Coordinator, Accounts Payable
Jodi Parsons	Sr. Director, Payroll
Marcia Tillery	Coordinator, Payroll

### HUMAN RESOURCES

<b>Iris Edelen</b>	<b>VP, People &amp; Culture</b>
Katie Ashcraft	HR Generalist (Benefits & Total Rewards)
Troirica Gresham-Brown	HR Generalist (Employment)
McKenzy Higgins	Recruiter

### TECHNOLOGY & BUSINESS ANALYTICS

<b>Brian Himstedt</b>	<b>VP, Technology &amp; Business Analytics</b>
Daniel Sommerhauser	Director, Business Analytics
Mitchell McDaniel	Director, Infrastructure & Operations
Collin Brody	Director, Business Data Architecture
Brian Desch	Director, Business Solutions
Will Cunningham	Broadcast & A/V Engineer
Barry Chambers	Team Lead, End User Support
Joey Leckbee	End User Support Specialist
Skyler Miller	End User Support Specialist

### TICKET OPERATIONS

<b>Anthony Blue</b>	<b>VP, Ticket Operations</b>
Christine Darr	Director, Ticket Operations
Edward Chiu	Sr. Manager, Ticket Operations
Kyle Armstrong	Manager, Ticket Solutions & Services
Jacque Tschirhart	Coordinator, Mail Services

### TICKET SALES & SERVICE

Kayla Shively	Sr. Director, Ticket Sales & Service
Adam Cain	Director, New Sales & Development
Jeff Close	Director, Premium Sales & Service
Spencer Thomas	Manager, New Business Development
Michelle Sullivan	Manager, Sales Academy
Nate Kissell	Manager, Membership Retention Sales
Jennifer McCarty	Manager, Group Retention Sales
Jamie Johnson	Manager, Premium Retention Sales
Ryan Ziegler	Sr. Account Executive, Membership Retention Sales
Bryce Baumwart	Account Executive, Membership Retention Sales
Clayton Koellner	Account Executive, Membership Retention Sales
Michael Matthews	Account Executive, Membership Retention Sales
Brad Crouch	Sr. Account Executive, Group Retention Sales
Tyler Belvin	Account Executive, Group Retention Sales
Shelby Denman	Account Executive, Group Retention Sales
David Lees	Account Executive, Group Retention Sales

Christopher Gilvens	Account Executive, New Business
Alex Hobelmann	Account Executive, New Business
Zachary Seaman	Account Executive, New Business
Daniel Thomas	Account Executive, New Business
Michael Turner	Account Executive, New Business
Mark Zimmerman	Account Executive, New Business

### CORPORATE PARTNERSHIPS

<b>Alex Schulte</b>	<b>VP, Corporate Partnerships</b>
David Adams	Sr. Director, Partnership Development
Brian Mather	Director, Partnership Development
Kalyn Solstice	Sr. Manager, Partnership Development
Desmond Banks	Manager, Partnership Development
Steve Garvey	Director, Partnership Marketing
Taylor Heiman	Account Director, Partnership Marketing
Matt Schulte	Sr. Account Manager, Partnership Marketing
Evan Butterfield	Account Manager, Partnership Marketing
Courtney Shivers	Account Manager, Partnership Marketing
Patrick Stacy	Account Manager, Partnership Marketing
Maritza Chavez	Account Coordinator, Partnership Marketing
Mike Rodgers	Account Coordinator, Partnership Marketing

### STADIUM ENGINEERING

Todd Burrow	Sr. Director, Ballpark Engineering
Rick Bobki	Sr. Lead Technician
Robert James	Lead Electrician
Dennis Miller	Lead Mechanical Technician
Byron Clark	Technician, Ballpark Operations
Scott Green	Technician, Ballpark Operations
Scott Williams	Painter

### EVENT OPERATIONS & GUEST SERVICES

<b>Isaac Riffel</b>	<b>VP, Ballpark Operations</b>
Johnny Williams	Director, Ballpark Services
Bryan Ross	Director, Event Operations
Nick Pieroni	Director, Guest Experience
Nate Rodgers	Sr. Manager, Ballpark Services
Joe Rooney	Manager, Ballpark Security
Jarrett Alley	Manager, Ballpark Services
DJ Breitbart	Manager, Parking & Transportation
Cheryl Sutton	Asst. Manager, Ballpark Security
Jennifer Guinty	Coordinator, Event Operations
Joel Kirch	Specialist, Window Cleaning

### GROUNDSKEEPING & LANDSCAPING

Trevor Vance	Sr. Director, Groundskeeping & Landscaping
Shane Montgomery	Director, Groundskeeping
Jonnie Reed	Sr. Manager, Groundskeeping
Anthony Bruce	Assistant, Groundskeeping

### PINE TAR COLLECTIVE

<b>Tony Snetten</b>	<b>VP, Brand Innovation Pine Tar Collective</b>
Scott Lichtenauer	Group Director, Branded Content & Innovation
Erin Sladdens	Sr. Director, Content Strategy & Emerging Technology
Steven Funke	Sr. Director, Content Creation & Game Entertainment
Caitlin Wienck	Director, Creative Services
Zach Weaver	Director, Scoreboard Operations
Nicole Averso	Director, Event Presentation
Jana Patton	Director, Content Creation
Angie Wallace	Associate Director, Creative Operations
Jason Hanna	Team Photographer
Brad Collins	Mascot Coordinator
Breckyn Crocker	Sr. Manager, Media & Channel

## STAFF DIRECTORY (CONT.)

### PINE TAR COLLECTIVE (CONT.)

Sam Lutz	Sr. Producer, Content
Jesse Clark	Manager, Digital & Social Media
Sydney Teske	Manager, Emerging Tech & Digital Products
Mitchell Emberson	Manager, Activations & Giveaways
Megan Rowe	Sr. Manager, Special Events
Chandra Stadtmueller	Manager, Game Entertainment
Jeff Piper	Executive Producer
Jonathan Hanes	Content Producer
Melanie Roberts	Content Producer
Kyle Reeves	Coordinator, Social Media
Bradford Ross	Coordinator, Scoreboard Operations
Annie O'Neill	Coordinator, Game Entertainment
Christian Nemmers	Presentation Designer
Brennan Pearson	Graphic Designer
Robbie Poulain	Graphic Designer
Brayden Presley	Copywriter
Carrie Lippert-Gillaspie	Stadium/Digital Host

### COMMUNITY IMPACT

**Luis Maes** VP, Community Impact

### ROYALS CHARITIES

Dina Blevins	Director, Community Investments/ Royals Alumni
Chris Major	Director, Community Partnerships
Jonathan Rosa	Manager, Community Programs
Ashley Newman	Coordinator, Community Investments
Kristen Nett	Coordinator, Royals Charities
Emerson Peavey	Coordinator, Royals Charities

### ROYALS HALL OF FAME

Curt Nelson	Sr. Director, Royals Hall of Fame
Jill Seib-Schaub	Director, Hall of Fame/ Education Programs
Colby Curry	Coordinator, Stadium Tours & Ballpark Experience

### URBAN YOUTH ACADEMY

Brett Teel	Facility & Operations Manager
Eddie Rodriguez	Program Manager/ Field Coordinator
Chase Bloch	Coordinator, Crown Schools & Science of Sport
Preston Ellsworth	Coordinator, Administration
Darian Frost	Coordinator, Community Partnership & Events

### SPORT DEVELOPMENT

Casey Borovac	Manager, Sport Development/ Softball
Shon Plack	Manager, Sport Development/ Baseball
Dylan Wilson	Manager, Sport Development/ Sports Medicine
Andrew Richards	Coordinator, Sport Development

## KAUFFMAN STADIUM



### MAJOR LEAGUE BALLPARK SENIORITY LIST

#### AMERICAN LEAGUE

Rank	Ballpark	Team	Opened
1.	Fenway Park*	Red Sox	1912
2.	Angel Stadium*	Angels	1966
	Oakland Coliseum*	Athletics	1966
4.	<b>Kauffman Stadium*</b>	<b>Royals</b>	<b>1973</b>
5.	Rogers Centre*	Blue Jays	1989
6.	Tropicana Field*	Rays	1990
7.	Guaranteed Rate Field	White Sox	1991
8.	Camden Yards	Orioles	1992
9.	Progressive Field	Guardians	1994
10.	T-Mobile Park	Mariners	1999
11.	Comerica Park	Tigers	2000
	Minute Maid Park	Astros	2000
13.	Yankee Stadium	Yankees	2009
14.	Target Field	Twins	2010
15.	Globe Life Field	Rangers	2020

\*Has undergone major renovations

#### NATIONAL LEAGUE

Rank	Ballpark	Team	Opened
1.	Wrigley Field*	Cubs	1914
2.	Dodger Stadium	Dodgers	1962
3.	Coors Field	Rockies	1995
4.	Chase Field	Diamondbacks	1998
5.	Oracle Park	Giants	2000
6.	American Family Field	Brewers	2001
	PNC Park	Pirates	2001
8.	Great American Ball Park	Reds	2003
9.	PETCO Park	Padres	2004
	Citizens Bank Park	Phillies	2004
11.	Busch Stadium	Cardinals	2006
12.	Nationals Park	Nationals	2008
13.	Citi Field	Mets	2009
14.	LoanDepot Park	Marlins	2012
15.	Truist Park	Braves	2017



## KAUFFMAN STADIUM

The Kansas City Royals will celebrate their 51st season at Kauffman Stadium in 2023. Kauffman has always been one of the crown jewel ballparks of Major League Baseball. Having hosted 86,029,382 fans since 1973, The K has proudly stood the test of time.

The Royals drew over 2 million fans to the park three seasons in a row from 2015-17, something that hadn't been accomplished in three straight years since the club did it in seven consecutive seasons from 1985-91. The K has played host to two World Series and an All-Star Game over the past 11 seasons.

After years of planning and design, the Royals unveiled an exciting \$250 million renovation of this true Kansas City landmark prior to the 2009 season. Visitors enjoy an improved Kauffman Stadium experience with unsurpassed amenities and state-of-the-art technology that touches each and every fan entering the park.

At the end of 2020, updates were made to the video board, making it the tallest LED video display in baseball. The display now shows 3.5 million pixels allowing more contrast and a clearer picture.

Upon entering, fans have a chance to explore the stadium via a 360-degree expanded concourse while still keeping tabs on the action on the field. With 74 concession stands and 67 restroom facilities, time spent away from their seats is limited.



## HOMETOWN HEROS

An epitome of American entrepreneurship, **Ewing Kauffman** built the Royals with the same energy and creative instincts that he devoted to Marion Laboratories, a company he grew from the basement of his modest Kansas City home into a global pharmaceutical giant.

The Kauffmans pledged to bring baseball back to Kansas City and do everything to keep it here. They made good on that promise and more.

Ewing Kauffman was inducted into the Royals Hall of Fame on May 23, 1993, and Royals Stadium was renamed in his honor on July 2, 1993, less than a month before he died on Aug. 1, 1993. **Muriel Kauffman**, who attended to every detail from the team's colors to the stadium's majestic fountains, died on March 17, 1995, and was inducted into the Royals Hall of Fame in 1996.

Their final gift to baseball fans was a groundbreaking commitment to keep the Royals in Kansas City long after their deaths. The plan allowed the team to be sold for a fair price and have the proceeds go to local charities. It was a noble gesture that few, if any, benefactors have ever matched.

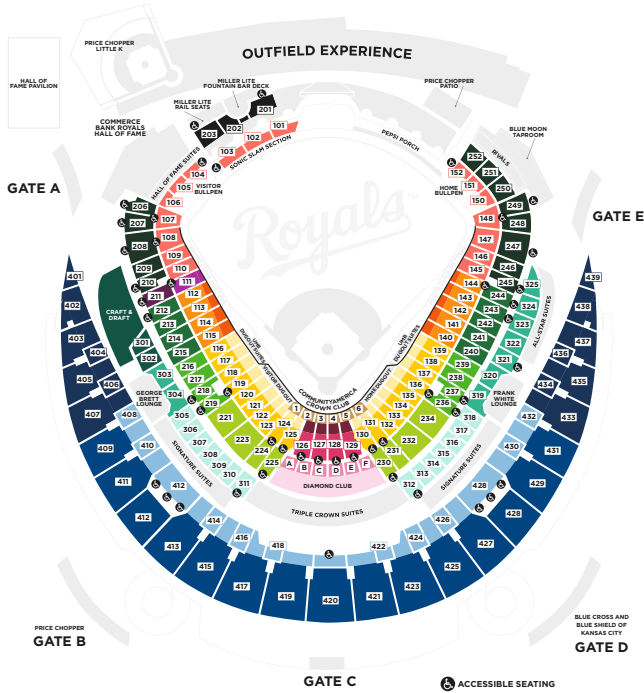
On April 10, 1973, Mr. and Mrs. K welcomed fans to one of the most distinctive and beautiful ballparks in all of sports. Inspired by their vision, Royals Stadium was years ahead of its time and was the sole baseball-only facility built between 1966 and 1991. Spurred by the Royals Lancers sales force and player caravans throughout the Midwest, fans responded and Kansas City topped the magic 2 million mark in season attendance 11 times during a 14-year run from 1978-91.

More than a half-century later, Kauffman Stadium is recognized throughout baseball as one of the game's most beautiful ballparks. The K has hosted two All-Star Games, in 1973 and 2012, three no-hitters and a total of 13 World Series games, in 1980, 1985, 2014 and 2015.

Among the awards Mr. Kauffman won for his leadership include the Kansas City Press Club's 1973 Man of the Year, an induction into the Missouri Sports Hall of Fame and being named one of 20 finalists for enshrinement in the Baseball Hall of Fame in 2008.

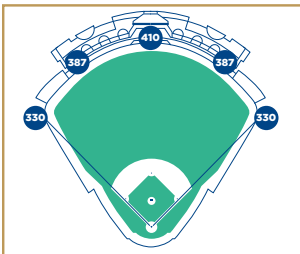


# KAUFFMAN STADIUM SEATING CHART, DIMENSIONS & GROUND RULES



## KAUFFMAN STADIUM DIMENSIONS

Left Field & Right Field	330 ft.
Left Center & Right Center	387 ft.
Center Field	410 ft.
Fence Height	8 ft.



Before the 2004 season, the outfield fences in the gaps and in straight-away center field were moved back 10 feet to their original dimensions of 387 and 410, respectively, making Kauffman Stadium one of the most spacious parks in the Majors. In addition, the warning track was changed to a natural surface, and the height of the fence is now at eight feet. In 1995, a grass playing field replaced the artificial surface at Kauffman Stadium. Kauffman Stadium has the 2nd-most playable field square footage (fair territory) in the Majors, narrowly trailing Colorado's Coors Field.

Kauffman Stadium's unique features include a 322-foot wide water spectacular. The water spectacular is the largest privately funded fountain in the world. In keeping with the architecture of the stadium, the existing water spectacular featuring cascading water now extends near the left field corner.

In 2019, the Royals replaced the original foul poles that had stood at the ballpark since the first game in 1973. Netting was also extended to cover the entirety of foul territory.

## KAUFFMAN STADIUM GROUND RULES

✦ Fly ball striking the flat vertical surface (painted green facing) of the support, above the wall padding and returning to the field of play: **Live and In Play** ✦ Fly ball striking the top of the metal support (painted yellow) and returning to the field of play: **Live and In Play** ✦ Fly ball striking the top of the metal support (painted yellow) and exiting the field in foul territory: **Two Bases** ✦ Fly Ball striking the top of the metal support (painted yellow) and striking the Foul Pole or exiting the field in fair territory: **Home Run**

✦ Batted ball in flight that strikes any portion of the seating area safety fencing, including the railings, at a point above the lower outfield wall to the right (left field) or left (right field) and continues over the lower wall: **Home Run** ✦ Batted ball in flight striking the padded edges on top of the outfield wall on either side of the main video board in center field and continuing over the wall: **Home Run** ✦ Batted ball in flight striking the top of the outfield wall above the out-of-town scoreboards and bouncing over the fence: **Home Run** ✦ Batted ball in flight striking the railing above and behind the out-of-town scoreboard in right field and rebounding onto the playing field: **Home Run**

✦ A ball that strikes the camera behind the netting and enclosed padding is **live and in play** unless it becomes lodged or is otherwise deemed unplayable (i.e. goes completely through the netting)



## COMMUNITY IMPACT

The Kansas City Royals Community Impact department exists to serve and unite our community through the power of sport. The department leverages the Club's unique assets and capabilities including charitable donations; employee, player and alumni volunteerism; and our physical structures to make a positive and sustainable impact in KC and beyond. The Department is comprised of three teams—Royals Charities, Urban Youth Academy and the Royals Hall of Fame/Ballpark Experiences—and focuses its programmatic efforts in four areas including children, education, youth baseball/softball and military families. The Department works closely with the Sport Development team in Baseball Operations to grow the games of baseball and softball in our community.

### ROYALS CHARITIES

Founded in 2001, Royals Charities is the official team charity of the Kansas City Royals. Since its inception, Royals Charities has donated over \$23 million to 148 local nonprofit and community organizations. Funds are raised through individual donations, a 50/50 raffle during every homestand, as well as events including Diamond of Dreams, Sluggerrr Run, the Broadcast Auction, Royals Charities Celebrity Golf Tournament and Queens of the Diamond.

In addition, Royals Charities provides financial support to help improve baseball and softball fields across a seven-state region in the Midwest.

To learn more and to continue supporting the mission of Royals Charities, visit [royals.com/royalscharities](https://royals.com/royalscharities).

#### IN 2022, ROYALS CHARITIES:

- + Awarded more than \$3 million in grant funding
- + Awarded grants to 111 Kansas City-area non-profits
- + Provided financial support for 36 baseball/softball fields



### KANSAS CITY URBAN YOUTH ACADEMY

Located in the historic 18th & Vine District, the Kansas City MLB Urban Youth Academy's mission is to empower Kansas City's urban youth through baseball, softball, academic and social opportunities to be the leaders of tomorrow. The UYA educates participants on what it means to be a "Major League citizen" on and off the field, while surrounding them with coaches, mentors and role models. Through the support of Major League Baseball, leaders in Kansas City, the State of Missouri, and many generous donors, the Academy became a reality and opened in March 2018.

#### IN 2022, THE KCUYA:

- + Registered 3,000 youth
- + Doubled participation in softball from 2021
- + Registered more than 1,200 individuals for RBI program

Since its inception, the Academy has hosted more than 60,000 youth visits. All Academy programming is free and includes educational programs, baseball and softball camps/clinics, STEM-based courses, and health and wellness programs. In 2022, Royals Charities partnered with Boys & Girls Club of Greater KC and their RBI program to form Royals RBI, a youth baseball and softball league at the KC Urban Youth Academy. Our organizations leveraged our outreach abilities and programming strengths to increase league participation at the UYA.

The complex features four outdoor fields, a press box for educational programming, and a 38,000 square-foot indoor facility. The indoor facility houses an MLB-sized turf infield, four batting tunnels, four classrooms, and an athletic training room. To support the Kansas City Urban Youth Academy and their mission, please visit [mlb.com/royals/academy](https://mlb.com/royals/academy).



### SENSORY ROOMS

All are welcome at The K, and that's why in 2022, in partnership with JE Dunn and KultureCity, the Royals built two sensory rooms at The K located on both the first base and third base dugout concourses. These rooms provide a dedicated quiet space for families with sensory sensitivities that might otherwise make it difficult for them to attend a baseball game.

## COMMUNITY IMPACT (CONT.)

### SPORT DEVELOPMENT

Sport Development is an effort to grow the games of baseball and softball by improving the quality and integrity of the programs our youth participate in. Programs include the Coaches Association, Royals Amateur Development System and batting practice experience. The Coaches Association, started in 2021, aims to foster a stronger community amongst local coaches and to provide helpful resources. Resources, include meetings, online content and access to Royals professionals. The Royals Amateur Development System is an online resource center that provides access to coaching tutorials, seminars, practice plans, videos, parental guides to support athletes and more. Lastly, as a reward for participating in the Royals Amateur Development System, youth players and coaches can participate in a batting experience, an exclusive pregame experience at Kauffman Stadium.

#### IN 2022, ROYALS SPORT DEVELOPMENT:

- + Had 2,383 participants in the batting practice experience
- + The Coaches Association grew from 190 to 350



### ROYALS EMPLOYEES, PLAYERS & ALUMNI IN THE COMMUNITY

Throughout the year, Royals employees and players participate in volunteer opportunities at Kansas City area nonprofits. In addition, the Royals Alumni Association is comprised of former players, managers, trainers and coaches who work together to promote the game of baseball, the Kansas City Royals organization and to give back to the community. Throughout the year, Royals employees, players and alumni donate their time to participate in volunteer events and raise money for Royals Charities and the Urban Youth Academy to help drive a positive impact in our community.

#### IN 2022, EMPLOYEES, PLAYERS & ALUMNI:

- + Volunteered more than 1,000 hours
- + Raised more than \$150,000 for Royals Charities
- + Engaged 140 volunteers



### ROYALS HALL OF FAME/BALLPARK EXPERIENCES

The Royals Hall of Fame was established in 1986 to celebrate the accomplishments of individuals who have made exceptional contributions to Kansas City Royals baseball, both on and off the field. The Royals Hall of Fame is part of Kauffman Stadium's Outfield Experience located inside Gate A on the west side of the ballpark. The complex houses exhibits that highlight the rich history of Kansas City Royals baseball. The Royals Hall of Fame also hosts the public for tours of the stadium year-round.

#### IN 2022, RSVP:

- + Welcomed 9,000 students from 33 school districts
- + 31% of RSVP schools received a grant from Royals Charities

Ballpark experiences include Royals Scholastic Victory Program (RSVP), a year-round field trip program designed for preschool through high school students. Students are taught a variety of different subjects like Math, Science and Grammar and how they each tie into the game of baseball.



## COMMUNITY IMPACT FUNDRAISING EVENTS

### ROYALS BROADCAST AUCTION: MAY 9, 2023

Tune in on Tuesday, May 9 to Bally Sports Kansas City for the annual Royals Charities Broadcast Auction. Throughout the game, we will be running a live auction of exclusive experiences many with current and former Royals players. Bidding will run from first pitch to the last out of the game against the White Sox.



### DIAMOND OF DREAMS: JUNE 15, 2023

Diamond of Dreams, presented by Blue Cross & Blue Shield of Kansas City, will be held on Thursday, June 15 at Kauffman Stadium. The event features appearances from current and former players, as well as a live, on-field concert. Along with great food, Diamond of Dreams will also feature a silent auction. This is a private event with limited sponsorship opportunities available.



### CELEBRITY GOLF TOURNAMENT: JULY 31, 2023

The Celebrity Golf Tournament will be held on Monday, July 31. Join Royals players and celebrities for the most VIP golf experience and competition in Kansas City. Golf teams will enjoy delicious food and beverages while playing for a good cause. A few sponsorships remain available for this event.

### SLUGGERRR RUN 5K/10K: AUGUST 2023

The Sluggerrr Run 5k/10k, presented by Price Chopper, will be held in August 2023. Each registration includes an exclusive Sluggerrr Run T-shirt, bib, voucher to redeem for one ticket to a Royals game, and more! A variety of sponsorship levels are available.



### QUEENS OF THE DIAMOND: AUG. 31, 2023

Queens of the Diamond is a unique women's event where women from corporate businesses in Kansas City come together to support the mission of the Kansas City Urban Youth Academy and fund its girls' softball program. The day is filled with networking opportunities, a softball tournament and a chance to win amazing prizes.





### JOHN SHERMAN

#### CHAIRMAN & CEO

**John Sherman** is Chairman and CEO of the Kansas City Royals Baseball Club leading an ownership group that acquired the team on November 25, 2019. He previously served as Vice Chairman of the Cleveland Guardians Baseball Club. He is active in the business of Major League Baseball serving as chair of the Professional Development League (PDL) Executive Board and is a member of the Ownership Committee and Labor Policy Committee. He is also a member of the Executive Council.

Mr. Sherman is an entrepreneur, civic leader, and philanthropist who is extensively involved in communities throughout the Kansas City region.

His first startup, LPG Services, grew rapidly and merged with Dynege (NYSE:DYN) in 1996. That same year, he founded Inergy, L.P. which became a public company in 2001. Mr. Sherman was the Chairman and CEO of Inergy, L.P. and Inergy Midstream, L.P. and led the company through a period of tremendous growth, creating a total enterprise value of nearly \$5 billion prior to merging with Crestwood Holdings in 2013. Mr. Sherman currently serves on the board of the merged company—Crestwood Equity Partners (NYSE:CEQP).

Mr. Sherman is a past chair of the Civic Council of Greater Kansas City, the Truman Presidential Library Institute, and the Ewing Marion Kauffman Foundation. John and his wife, Marny, are founders of the Sherman Family Foundation which focuses on supporting education in the Kansas City region. He also serves on the Technology Acceleration Partners, LLC (TechAccel) Board of Directors.

Mr. Sherman has been recognized with numerous honors for his business, civic, and philanthropic leadership in Kansas City. He was a recipient of Ernst & Young's Entrepreneur of the Year award, and he was named Entrepreneur of the Year by UMKC's Bloch School of Business and the Council for Entrepreneurship and Innovation. In 2012, he received the Hope Award from the National MS Society for his philanthropic work in the Kansas City community.

In 2013, Mr. Sherman was awarded an honorary doctorate by the UMKC School of Education for his work in urban education. In 2014, he was inducted into the inaugural class of the Bloch School of Business Entrepreneurs Hall of Fame with a group that included Ewing Kauffman, the original owner of the Kansas City Royals who brought major league baseball back to Kansas City, and Lamar Hunt, founder of the American Football League (AFL) and owner of the Kansas City Chiefs. In 2017, Mr. Sherman was the recipient of the Henry W. Bloch Human Relations Award from the Jewish Community Relations Bureau/American Jewish Committee. Mr. Sherman was named the Greater Kansas City Chamber of Commerce's 2021 Kansas Citian of the Year and in 2022 was a co-recipient of the Outstanding Kansas Citian award presented by the Native Sons & Daughters of Greater Kansas City.





## ROYALS INVESTMENT GROUP

---

### **Brooks Sherman**

President, Business Operations

### **Bill Gautreaux**

MLP Holdings

### **Paul Edgerley**

Co-Founder, VantEdge Partners

### **The Dunn Family & JE Dunn**

### **The Michael & Marlys Haverty Family**

### **Peter & Veronica Mallouk**

President, Creative Planning

### **Patrick Mahomes**

### **PlayBallKC LLC**

### **Alan Atterbury**

Blue Note, LLC

J.B. Hebenstreit

Don Wagner

The Bradley Family

### **Karen L. Daniel**

### **Kent McCarthy**

Founder, Jayhawk

Capital Management

### **Terry Matlack**

Co-Founder, VantEdge Partners

### **Carl Hughes**

Hughes Sports, LLC

### **Paul & Jonalee McLaughlin**

PJM Baseball, LLC

### **The Lockton Family**

### **Mike Trigg**

Royal Gratitude, LLC

### **Jon Styslinger**

KC3

### **Glenn Goldstein, M.D.**

Seventh Inning Stretch, LLC

### **Rob Kaplan**

### **Mariner Kemper**

UMB Financial Corporation

w/ the Kemper family

### **Eric Stonestreet**

### **Jay A. Pack**

Pack Family Partnership

### **Mark Demetree**

MCD Investments, LLC

### **Dan Dees**

Goldman Sachs

### **Zachary Pack**

BDT Capital

## SENIOR ADMINISTRATION



### J.J. PICOLLO

#### EXECUTIVE VICE PRESIDENT & GENERAL MANAGER

**J.J. Picollo** officially became the seventh General Manager in franchise history on Sept. 12, 2021, and on Sept. 21, 2022, he was promoted to Executive Vice President and General Manager, overseeing baseball operations.

He previously held the title of Vice President/Assistant General Manager, Player Personnel from 2015-21, and served as the Royals' Assistant General Manager-Scouting & Player Development from 2008-15. Picollo joined Kansas City's Baseball Operations Department on Aug. 13, 2006 as Director of Player Development.

Picollo has been instrumental in Kansas City's player development during his tenure with the club. Since his arrival in 2006, the Royals have had 32 different players, coaches or trainers be selected to the All-Star Game, combining for a total of 53 All-Star selections. Of the 18 All-Star players among that group, 10 were originally drafted or signed by the Royals. During the same time, the Royals have produced seven different players who have earned a Rawlings Gold Glove Award, and that group has combined for 21 Gold Gloves. During Picollo's tenure, the Royals have also had four different players combine for seven Louisville Silver Slugger Awards.

In 2011, *Baseball America* named the Royals farm system No. 1 among all 30 teams, and they ranked the Royals system No. 5 in baseball entering the 2022 season.

Many of those minor leaguers graduated to the Major Leagues in 2022, as Kansas City had 13 players make their debuts last season. That group of Royals led the league in most offensive categories among rookies, including runs (288), hits (558), doubles (109), triples (22), home runs (76), extra-base hits (207), total bases (939), RBI (289), walks (209) and stolen bases (57).

Picollo came to the Royals after serving as the Director of Minor League Operations for the Atlanta Braves beginning in 2005 and had been with the organization since 1999. Prior to his promotion as Director of Minor League Operations, Picollo served as the Assistant Director of Player Development after working as an Area Scouting Supervisor for Virginia, Maryland, Delaware, West Virginia, Pennsylvania, New Jersey and Washington D.C.

Before joining the Braves in 1999, Picollo served as Recruiting Coordinator and Hitting/Catching Instructor for five years, three at George Mason University and two at The George Washington University. He was drafted on two occasions by the Cincinnati Reds (1989 and 1993) and eventually signed with the New York Yankees after his senior year at GMU in 1994. He played his first two years of college baseball at North Carolina State University. He earned his bachelor's degree in communications at GMU and his master's degree in sports administration from The George Washington University.

He and his wife, Nicole, reside in Leawood, Kan., with their three children: Michael, Ryan and Lauren.

#### ROYALS GENERAL MANAGERS

Cedric Tallis	1969-74
Joe Burke	1974-81
John Scheurholz	1981-90
Herk Robinson	1990-2000
Allard Baird	2000-06
Dayton Moore	2006-21
<b>J.J. Picollo</b>	<b>2021-present</b>





### BROOKS SHERMAN

#### PRESIDENT, BUSINESS OPERATIONS

**R. Brooks Sherman, Jr.** (no relation to Mr. John Sherman) is in his fourth year with the Royals and first as the President of Business Operations, after serving for three years as the Sr. Vice President/Chief Operating Officer. In his current role, Sherman oversees business operations and administration. He also serves in a financial advisory role with Royal Blue Equity, LLC, the entity comprised of the Kansas City-based investment group formed to purchase the Kansas City Royals. He served in a similar capacity from 2016-19 as part of **John Sherman's** minority ownership in the Cleveland Guardians.

From December 2000 to June 2013, Brooks served as Chief Financial Officer, and ultimately President, of Inergy, L.P. and its affiliates, including two additional publicly traded Master Limited Partnerships. Prior to its merger with Crestwood Midstream Partners, L.P. in 2013, Inergy had achieved total enterprise value of nearly \$5 billion through its ownership and management of growth oriented natural gas storage and transportation infrastructure and retail propane distribution businesses. He began his career as a CPA in public accounting with KPMG and Ernst & Young before spending 17 years in executive accounting and finance roles with publicly-traded finance and energy companies.

Brooks earned his Bachelor of Science degree in accounting from Missouri State University in 1988. He serves on the Board of Directors of the Juvenile Diabetes Research Foundation-Kansas City Chapter and is also a member of the Board of Directors of The Greater Kansas City Chamber of Commerce.

Brooks and his wife, Carol, live in Leawood, Kan., and have three sons: Nick, Alex & Hank.



### SARAH TOURVILLE

#### EXECUTIVE VP, CHIEF COMMERCIAL AND COMMUNITY IMPACT OFFICER

**Sarah Tourville** is in her fourth season with the Royals and first as the Executive Vice President, Chief Commercial and Community Impact Officer. In her role, she oversees the revenue, creative/content, marketing and community impact teams.

Prior to taking the job with Kansas City, Tourville worked with sports media companies Fox Sports and ESPN for 20 years. She most recently worked for Fox, creating and managing the Brand Partnership Team. Her team was responsible for developing innovative and unique content offerings to support a business plan of \$2 billion. She also led the strategic planning and collaboration for each of Fox's major sports partnerships, including the NFL, MLB, college football and basketball, FIFA and NASCAR. She was tasked with aligning the technology initiatives to brands and monetizing Fox's initiatives, which included developing and championing a digital strategy connecting content to Facebook, Twitter, Instagram and Snapchat.

Tourville also spent 13 years with ESPN, overseeing the Midwest National office in Chicago. At ESPN, she was responsible for managing a team of 40-plus people with a revenue goal of \$350 million across ESPN networks, digital, mobile, audio and print properties. She also engaged with the top few hundred brands, connecting their objectives to ESPN's content.

Her 20-plus years in the sports industry has provided opportunities across media, marketing, content development and distribution as well as public relations/communications. Tourville has managed significant revenue partnerships and been successful due to focus on strategic planning and the ability to innovate and anticipate trends and change.

A native of St. Louis, Mo., Tourville graduated from Miami University (Ohio). She has two children: Lilly (15) and Ben (13), and when she is not attending their own sporting games she is likely traveling with them, cooking or working out.

Tourville serves on the Board for the Kansas City Sports Commission, The Service Bureau, The St. Louis Sports Commission and several committees related to her children's school and sports.



### ADAM P. SACHS

#### SR. VICE PRESIDENT, CHIEF LEGAL OFFICER

**Adam Sachs** is in his third year with the Royals as Senior Vice-President (External Affairs) and Chief Legal Officer after joining the Club in May 2021. Prior to joining the organization, he was a Partner and Sr. Counsel at a large, regional law firm for 17 years, and a Principal with the firm's government affairs-related joint venture. Sachs has extensive experience advocating for clients at the local, state and federal levels of government, and has managed legal, government affairs and community relations aspects of several large, multi-dimensional real estate development projects.

He oversees legal and government affairs-related issues for the Club, and helps drive the team's community affairs, and civic and corporate partnerships. He also routinely works with the Commissioner's Office to implement League policy and protocols at the Club level.

Adam previously served in various senior legal and legislative roles on Capitol Hill, including a stint as Chief Counsel and Staff Director to a House Veterans Affairs Oversight & Investigations Subcommittee led by current House Majority Whip **James E. Clyburn** (D-SC). During his most recent time on the Hill, Adam was awarded special recognition for his "distinguished service to veterans" by the U.S. Department of Veterans Affairs Office of Inspector General (VA-OIG).

A Kansas City native and lifelong Royals fan, Sachs is highly active in civic affairs, currently or having previously served as Chairman of the Board, Urban League of Greater Kansas City; Vice-Chair, **Harry S. Truman** Library Institute; Vice-Chair (and current Chair-Elect), Negro Leagues Baseball Museum; Co-Founder, Monarchs Club; President, University of Virginia Club of Kansas City; Treasurer and Executive Committee Member, American Jewish Committee/Jewish Community Relations Bureau (AJC/JCRB) of Kansas City; Executive Committee, Pembroke Hill School Alumni Association; Board of Directors, First Tee of Greater Kansas City; Board of Directors, Gordon Parks Elementary School; Board Member, New Reform Temple; and Vice-Chair, Husch Blackwell Political Action Committee (PAC).

Sachs' baseball career fizzled out when his knees got the best of him as a backup catcher in the Ban Johnson Amateur League in Kansas City. He also has a journalism background, having been a photographer and sports editor for an award-winning school newspaper at the University of Virginia. His golf-related photographs have been published by Global Golf Post and GolfDigest.com.

Sachs received his Juris Doctorate from Washington University in St. Louis and his bachelor's degree in American Government from the University of Virginia. He and his wife, Juliana, reside in Kansas City, Mo., and have four children: Haleigh Harper, Maggie Campbell (Andrew), Ellie Rose Sachs, and Phinney Sachs. Juliana and Adam are also proud grandparents of Evelynne Grace Mitsuko Campbell, born in September 2020.





### RENE FRANCISCO

#### SR. VP, MAJOR LEAGUE & INTERNATIONAL OPERATIONS/ASST. GM

**Rene Francisco** is in his 17th season with the Royals and second as the Club's Sr. Vice President, Major League & International Operations/Assistant GM, after being promoted on Nov. 3, 2021. He served the previous seven years as the Vice President/Assistant General Manager-Major League & International Operations, beginning in 2015. He was originally named Special Assistant to the General Manager/International Operations on Aug. 13, 2006 and promoted to Assistant GM/International Operations on Nov. 2, 2012.

Francisco joined the Royals after working for the Atlanta Braves as Director of International Scouting in 2005. He returned to Atlanta after spending three years with the Los Angeles Dodgers as the Director of International Scouting. He initially joined the Braves in 1993 as an International Scout, a position he held for three seasons before he was promoted to Area Coordinator (Florida) during the 1998 season. He was the team's International Coordinator for Latin America from 2000-02.

He attended and played baseball at Indian River State College and Jacksonville University before being drafted in the 38th round by the Chicago Cubs in 1989. An outfielder, Francisco played two seasons in the minors before joining Palm Beach Community College as a coach.

He and his wife, Claudia, reside in Wellington, Fla. Their son, Diego, was selected by the Royals in the 40th round of the 2014 Draft.



### SCOTT SHARP

#### SR. VICE PRESIDENT, MAJOR LEAGUE OPERATIONS/ASSISTANT GM

**Scott Sharp** is in his 17th season with the Royals and first as the Sr. Vice President, Major League Operations/Assistant General Manager. He held the titles of Sr. Vice President, Assistant GM in 2022, Vice President/Assistant General Manager from 2018-21, Assistant General Manager of Baseball Operations from 2015-17 and Director of Player Development from 2013-14. Sharp joined the organization on Sept. 28, 2006 as Assistant Director of Player Development and was promoted to Director of Minor League Operations on Aug. 1, 2008.

Sharp has been instrumental in all facets of Baseball Operations during his tenure in Kansas City. Focused on player development upon arrival, Sharp's responsibilities have grown to include Major League operations, roster management, player acquisition, arbitration, contract negotiations, professional scouting, advance scouting and analytics integration. Sharp has been involved in many special projects including the 2015 Surprise Complex renovations and The Fountains, an 88,000 square foot residential and player development facility located in Arizona.

Since his arrival in 2006, the Royals have had 32 different players, coaches or trainers be selected to the All-Star Game, combining for a total of 53 All-Star selections. Of the 18 All-Star players among that group, 10 were originally drafted or signed by the Royals. During the same time, the Royals have produced seven different players who have earned a *Rawlings* Gold Glove Award, and that group has combined for 21 Gold Gloves. During Sharp's tenure, the Royals have also had four different players combine for seven Louisville Silver Slugger Awards.

Sharp joined the Royals after serving as an Area Scout for eight seasons with three Major League clubs, including the Texas Rangers for two seasons (2005-06), where he worked as an Area Scout responsible for North Carolina, South Carolina and Georgia. Prior to joining Texas, he was an Area Scout for Pittsburgh for two seasons (2003-04) and the Los Angeles Dodgers for four years (1999-2002). He was named the Dodgers Scout of the Year in 2000.

Sharp began his professional career as a 25th-round selection of the Cincinnati Reds in 1994, and was a catcher in the Reds system through the 1997 season. He earned his bachelor's degree in accounting from The George Washington University, where he played four seasons as an infielder, catcher and pitcher.

A native of Baltimore, Md., he currently resides in Lee's Summit, Mo., with his wife, Kim, and sons, Hayden and Myers.

## ROYALS OFFICERS (CONT.)



### WHITNEY BEAVER

#### VICE PRESIDENT, CHIEF FINANCIAL OFFICER

**Whitney Beaver** is in her second year as the Royals Vice President, Chief Financial Officer. In her current role, Whitney leads the Royals accounting, finance and payroll functions, including financial reporting, forecasting, tax compliance, and treasury management.

Whitney joined the organization as Director of Finance in August 2018. Prior to the Royals, she spent six years at Hyatt Hotels' corporate headquarters in Chicago, serving in various financial reporting and technical accounting roles. Whitney is a CPA and began her career with KPMG in Kansas City and Chicago, after earning her master's degree in accounting from the University of Kansas.

Whitney resides in Kansas City, Mo. with her husband, Ed, and their children, Sylvia and Edward.



### ANTHONY BLUE

#### VICE PRESIDENT, TICKET OPERATIONS

**Anthony Blue** is entering his second season as the Royals Vice President of Ticket Operations. In this role, Anthony oversees all aspects of ticketing for the club including ticket technology, distribution, reporting and gameday operations.

He joined the organization in August 2012 as Manager of Ticket Operations and was promoted to Senior Director of Ticket Operations in November 2013. Anthony's career began in 2003 as an intern with the Oakland Athletics, before working his way up to Box Office Manager. Anthony graduated from the sports management program at the University of Kansas in 2004.

He resides in Overland Park, Kan. with his wife, Valerie, and their children Alexa and Michael.



### GEORGE BRETT

#### VICE PRESIDENT, BASEBALL OPERATIONS

**George Brett** is in his 30th season as the Royals Vice President of Baseball Operations, continuing his long-time association with the organization. The 69-year-old Hall of Famer, who was selected by the Royals in the 2nd round of the 1971 June Free Agent Draft, spent his entire big league playing career in Kansas City before moving into the front office following his retirement in 1993.

During the 2013 season, Brett took on the role of Interim Hitting Coach, being named to the position on May 30. He served in that capacity until July 25, when he resumed his role as Vice President, Baseball Operations and **Pedro Grifol** was named full-time Hitting Coach.

Brett was inducted into Baseball's Hall of Fame in July of 1999 after receiving 98 percent of the votes, the 8th-highest mark in history. He played 21 seasons for the Royals and recorded 3,154 hits, won three batting titles (1976, 1980 and 1990) and a Most Valuable Player Award (1980). The Royals retired Brett's number 5 and inducted him into the club's Hall of Fame on May 14, 1994.

Brett is involved in numerous charitable causes as well as several enterprises. He and his brothers own Brett Brothers Sports International, which manufactures bats, gloves and other baseball equipment. Brett Brothers also own interest in several professional teams.

In 2018, Brett led a group of Royals alumni to visit U.S. troops in the Middle East as part of Fox Sports Kansas City's "This One's For You" broadcast.

George and his wife, Leslie, have three sons: Jackson, Dylan and Robin.

## ROYALS OFFICERS (CONT.)



### JEFF DAVENPORT

#### VICE PRESIDENT, MAJOR LEAGUE TEAM OPERATIONS

**Jeff Davenport** enters his 30th year in professional baseball, 24th season with the Royals and second as Vice President of Major League Team Operations, after spending the previous 15 years as the Senior Director of Team Travel/Clubhouse Operations. He was the Hitting Coach for the Royals short-season club at Spokane in the Northwest League in 2000 and was named Manager of Team Travel in November 2000. Davenport was promoted to Director of Team Travel prior to the 2004 season and then to Senior Director of Team Travel in 2005. He was selected as the Travel Coordinator for the Major League All-Star tour of Japan in 2006.

Davenport began his professional baseball career in 1994 when he was signed as a free agent by the Boston Red Sox. He was a catcher in the Red Sox system until 1996, when he served part of the year as Boston's Major League bullpen catcher. He coached in the Arizona Diamondbacks organization from 1997-98 and worked in their baseball operations department during the offseason. He spent the 1999 season as the bullpen catcher for the Chicago Cubs.

A native of Greenville, Ohio, Davenport received his bachelor's degree in communications from Youngstown State (Ohio), where he played four seasons as a catcher. Davenport and his wife, Celine, reside in Overland Park, Kan., with their son, Jack.



### IRIS EDELEN

#### VICE PRESIDENT, PEOPLE & CULTURE

**Iris Edelen** is entering her second season as the Royals Vice President of People and Culture, after joining the organization in December 2021. In this role, Iris oversees the club's Human Resources department. This department is responsible for recruiting, benefits, hiring and all functions of human resources for the Club.

She previously worked for five years with Orion where she served in many roles of increasing responsibility, lastly as the Director of Human Resources. Prior to that, she spent three years with Live Nation Entertainment, serving as the primary nationwide human resource contact for more than 5,000 employees in their USA Concerts division, and was the founding member of the company's diversity committee.

An Austin, Texas native, Iris graduated from the University of Houston with a degree in business administration.



### LONNIE GOLDBERG

#### VICE PRESIDENT, PLAYER PERSONNEL

**Lonnie Goldberg** is in his 16th season with the Royals and second as Vice President of Player Personnel, after serving for three years as the Assistant GM of Amateur Scouting. He presided over the Royals Draft efforts from 2011-22 and previously served as the club's Director of Scouting for eight years and was the Director of Baseball Operations for three seasons.

Prior to joining the Royals, Goldberg spent the previous six seasons in Atlanta, serving as an Area Scout before becoming the National Scouting Supervisor. As an Area Scout, he covered various territories including Canada and the Northeast. He also has scouted the junior college ranks extensively.

The Fairfax, Va., native was a 27th-round selection by the Texas Rangers in 1993 following a standout career at George Mason. At GMU, he played for **Dayton Moore** and with **J.J. Picollo**. An infielder, Goldberg played three seasons in the minors with Texas before playing in both the Independent Leagues and overseas in Taiwan. He ended his playing career in 2000 in the Rockies system before managing the Yuma Bullfrogs in the Independent Western League in 2001.

He and his wife, Blythe, son, Jaxon, and daughter, Jaden, reside in Overland Park, Kan.



### BRIAN HIMSTEDT

#### VICE PRESIDENT, TECHNOLOGY & BUSINESS ANALYTICS

**Brian Himstedt** is entering his second season as the Royals Vice President of Technology and Business Analytics. He provides strategic direction and oversees club investments in technology infrastructure and operations, cybersecurity, implementation and support of business systems, business data architecture, and business analytics and reporting.

He started with the Royals in November 2009 as Senior Director of Information Systems. Prior to joining the organization, Brian spent four years leading interactive marketing and client strategy at Brighton, an ad agency in St. Louis, Mo. He previously worked in consulting, initially with Accenture's Consumer Products practice, followed by time at Daugherty Business Solutions.

Brian graduated from Missouri S&T with a degree in mechanical engineering in 1994. He lives in Overland Park, Kan. with his wife, Melissa, and their two sons, Josh and AJ.

## ROYALS OFFICERS (CONT.)



### DR. DANIEL MACK

#### VICE PRESIDENT, RESEARCH & DEVELOPMENT/ASSISTANT GM

**Dr. Daniel Mack** is entering his 11th season with the Royals and second as the Vice President, Assistant GM of Research & Development. In this role, Dr. Mack oversees the quantitative analysis staff and software developers to assist with evaluation across all areas of baseball operations. He has previously held titles as the Assistant General Manager of Research & Development from 2019-21, Senior Director of Quantitative Analysis/Amateur Scouting in 2018, Director of Baseball Analytics/Research Science from 2015-17 and Analyst in Baseball Analytics from 2013-14.

Prior to joining the Royals, Mack earned a doctorate in computer science from Vanderbilt University. At Vanderbilt, Mack's dissertation focused on machine learning and anomaly detection. While pursuing his doctorate, he worked as a research assistant at the Institute for Software Integrated Systems, where he and his research group won the NASA Associate Administrator Award for Technology and Innovation for work combining machine learning with fault diagnosis.

Mack was a teaching assistant while completing his master's degree in computer science with a concentration in machine learning at Columbia University in New York. He graduated with a bachelor's degree in computer science from the University of Notre Dame in 2006. A native of Reno, Nev., he now resides in Kansas City, Mo.



### LUIS MAES

#### VICE PRESIDENT, COMMUNITY IMPACT

**Luis Maes** joined the Royals in October 2022 as the Vice President of Community Impact after serving as the Head of Global Social Impact at Electronic Arts (EA). Prior to EA, Luis created and led a first-of-its-kind team at Nike that leveraged \$3 billion of corporate assets to bring community impact; diversity, equity and inclusion (DEI); and environmental sustainability to life in the communities where Nike employees and athletes live, work and play. He also led strategic planning for Nike's global social impact strategy—which has been recognized as an industry-leading approach and resulted in game-changing impact for communities all over the world. Before joining

Nike, Luis led social and community impact efforts at Walmart and in the government and nonprofit sectors.

With the Royals, Luis leads the Community Impact Department—including Royals Charities, the Urban Youth Academy, Royals Hall of Fame and the Sport Development team—that uses the power of sport & baseball to unleash human potential and move our community forward.

Luis holds a bachelor's degree from the University of Virginia and master's degrees from Harvard University and Duke University. Luis and his wife, Margaret, live in Overland Park, Kan. with their three children, Santiago, Camila and Lucho.



### SAM MELLINGER

#### VICE PRESIDENT, COMMUNICATIONS

**Sam Mellinger** is entering his second season as the Royals Vice President of Communications, after being hired in December 2021. In this role, Mellinger oversees the club's Media Relations department, which acts as the liaison between the team and media and is responsible for the publication of the team media guide, yearbook, press releases and daily game notes.

Mellinger joined the Royals following a 21-year run at The Kansas City Star, including the previous 11 as a sports columnist. In his two-plus decades at The Star, Mellinger covered everything from high school sports to the Olympics, Super Bowls and World Series. His work has been honored nationally by the National Headliner Awards and Associated Press Sports Editors for columns, features and projects. He's also been honored by the state APSE body and appeared regularly on TV and radio both locally and nationally.

In 2014, Mellinger co-authored the book "The Art of Scouting: Seven Decades Chasing Hopes and Dreams in Major League Baseball" with the late Art Stewart, a longtime Royals scout. A 2000 graduate of the University of Kansas, Mellinger resides in Kansas City with his wife, Katie, and sons Sammy and JB.



### ISAAC RIFFEL

#### VICE PRESIDENT, BALLPARK OPERATIONS

**Isaac Riffel** is in his 16th season with the Royals and second as Vice President of Ballpark Operations. In this role, he is responsible for ballpark operations, guest experience, ballpark security and ballpark engineering.

He started with the Royals in February 2008 as a Stadium Operations Assistant, and was eventually promoted to Ballpark Services Manager in 2009, Director of Event Operations in 2013 and Senior Director of Ballpark Operations in 2018.

The Phillipsburg, Kan. native graduated from the University of Kansas with a bachelor of education degree in exercise science with a sports management emphasis. He currently resides in Olathe, Kan. with his wife, Ashleigh, and their children Reeslyn, Raef and Raelyn.



## ROYALS OFFICERS (CONT.)



### ALEX SCHULTE

#### VICE PRESIDENT, CORPORATE PARTNERSHIPS

**Alex Schulte** is in his second year as the Royals Vice President of Corporate Partnerships, after joining the organization in December 2021. Prior to joining the Royals, Alex served as the Senior Director of Corporate Partnerships for both the New Orleans Pelicans and Saints from 2016-21. During his five-year stint in New Orleans, Alex was an integral part of their department leadership, overseeing the partnership strategy and sales teams while also helping to secure the naming rights to the Caesars Superdome.

He began his professional career as an MBA intern with International Speedway Corporation in Daytona Beach, Fla. in 2010, before being hired full-time as a Partnership Sales Manager. He was promoted to Partnership Sales Director in 2013 and remained in that role until his move to New Orleans in 2016.

Alex graduated from Florida State University in 2008 with a degree in business management. He continued his academic career at San Diego State University, where he earned his MBA in 2010. Alex and his wife, Eden, live in Leawood, Kan. with their two children, Adeline (7) and Easton (5).



### TONY SNETHEN

#### VICE PRESIDENT, PINE TAR COLLECTIVE

**Tony Snethen** joined the Royals in June 2021 as the Vice President of Brand Innovation and Agency lead of Pine Tar Collective, following a 17-year run with VMLYR as the Executive Creative Director. He has been recognized globally for award-winning work on brands such as Gatorade, Dicks Sporting Goods, Pepsi, Red Bull, among many others.

With the Royals, Snethen oversees Pine Tar Collective, a diverse creative team with cross channel experience that engages with consumers while delivering on the brand and partnership objectives. Given his 20 years in the industry developing, delivering and being recognized for his innovative approach, he is a players' coach as it relates to motivating and inspiring his team to deliver the best work possible.

Tony's success comes from his ability to bring both a high level of inspirational and strategic thinking while being pragmatic in respect to user behavior and partners business needs. Beyond driving towards award-winning creative, Tony is a strong leader in business development, managing senior client relationships, and community-driven relationships.

The Pine Tar Collective department was created in 2021 with the mission of innovating the ways in which the Royals attract, engage and inspire fans, partners and the community.

Snethen attended Kansas State University, coaches his sons' baseball teams and is a lifelong Royals fan. Tony lives in Overland Park, Kan. with his wife Rachelle and sons Braylon and Bryson.



### GENE WATSON

#### VICE PRESIDENT, MAJOR LEAGUE SCOUTING/ASSISTANT GM

**Gene Watson** re-joined the Royals organization in 2022 as the Vice President of Major League Scouting/Assistant GM, after spending most of the 2021 season with the Los Angeles Angels as Senior Advisor to the GM/Major League Operations. Watson previously worked for the Royals from 2006-20, first as a Major League Scout from 2006-08, then as the Coordinator of Pro Scouting from 2009-11 and Director of Pro Scouting from 2012-17. Most recently, he served as the Sr. Director of Pro Scouting/Assistant to the GM from 2018-20.

Watson was honored by the Professional Baseball Scouts Foundation in January 2018 with the Legends in Scouting Award. The award is presented annually to a Pro Scout who exemplifies a love for the game and a passion for scouting.

Before his first stint with the Royals, Watson worked for the Florida Marlins organization, where he was a professional scout covering the American League and National League Central Divisions, as well as the Double-A Texas League for four years, including the Marlins' 2003 World Series season. He worked with the San Diego Padres beginning in 1997 and then joined the Atlanta Braves in 2000, covering a number of minor leagues, as well as evaluating the top amateur players. He has more than 25 years of experience covering Major League Spring Training, minor league scouting, and has scouted the Dominican, Venezuelan and Mexican winter leagues.

Watson has been a member of several USA Baseball selection committees, including for the 2008 Summer Olympics, 2009 World Baseball Classic, the 2009 Gold Medal-winning team at the IBAF World Cup and most recently, for the 2015 Pan Am Games. He played college baseball at the University of Texas at Arlington from 1989-91 and joined the Texas Rangers stadium operations staff in 1989. A 1987 graduate of Temple High School (Texas), he resides in Georgetown, Texas. He and his wife, Melanie, have two children: Tyler (29), who is an Area Scout with the Padres, and Macey (26).

## ROYALS OFFICERS (CONT.)



### JIN WONG

#### VICE PRESIDENT, BASEBALL ADMINISTRATION/ASSISTANT GM

**Jin Wong** is in his 24th season in the Royals organization and second as the Vice President of Baseball Administration/Assistant GM. In this role, he assists with the organization's day-to-day operations, including player acquisition, contract negotiations, roster and payroll management, salary arbitration, budgetary procedure, and compliance with MLB rules and the CBA. He also oversees the club's video coordination for the Major League team.

In his career, Wong has negotiated over \$825 million of player contracts, including multi-year deals with **Zack Greinke** (2009), **Joakim Soria** (2009, 2016), **Billy Butler** (2011), **Aldices Escobar** (2012), **Salvador Perez** (2012, 2022), **Kelvin Herrera** (2015), **Eric Hosmer** (2015), **Yordano Ventura** (2015), **Lorenzo Cain** (2016), **Alex Gordon** (2016), **Mike Moustakas** (2016), and **Danny Duffy** (2017).

Wong previously held roles with the Royals as the Assistant General Manager of Baseball Administration from 2015-21, Director of Baseball Administration from 2006-14, Director of Baseball Operations from 2004-05, Manager of Baseball Operations from 2002-03, Manager of Scouting Operations from 2001-02 and Scouting Operations Coordinator in 2000.

He came to Kansas City from Richmond, Va., former Triple-A affiliate of the Atlanta Braves, where he was the Group Sales Manager. Prior to joining Richmond, he worked for Atlanta as a Baseball Operations Trainee in 1997.

Wong received a Bachelor's of Science degree in business administration from the University of Mary Washington in Fredericksburg, Va., in 1997. While at Mary Washington, he was a Division III All-American in baseball in 1996. Wong resides in Overland Park, Kan., with his wife, Libby, and sons, Kai and Tate, and dog, Pippa.

### ORGANIZATION OF THE YEAR

YEAR	TEAM	YEAR	TEAM	YEAR	TEAM
1982	Oakland Athletics	1996	Atlanta Braves	2010	San Francisco Giants
1983	New York Mets	1997	Detroit Tigers	2011	St. Louis Cardinals
1984	New York Mets	1998	New York Yankees	2012	Cincinnati Reds
1985	Milwaukee Brewers	1999	Oakland Athletics	2013	St. Louis Cardinals
1986	Milwaukee Brewers	2000	Chicago White Sox	<b>2014</b>	<b>Kansas City Royals</b>
1987	Milwaukee Brewers	2001	Houston Astros	2015	Pittsburgh Pirates
1988	Montreal Expos	2002	Minnesota Twins	2016	Chicago Cubs
1989	Texas Rangers	2003	Florida Marlins	2017	Los Angeles Dodgers
1990	Montreal Expos	2004	Minnesota Twins	2018	Milwaukee Brewers
1991	Atlanta Braves	2005	Atlanta Braves	2019	Tampa Bay Rays
1992	Cleveland Indians	2006	Los Angeles Dodgers	2020	Los Angeles Dodgers
1993	Toronto Blue Jays	2007	Colorado Rockies	2021	Tampa Bay Rays
<b>1994</b>	<b>Kansas City Royals</b>	2008	Tampa Bay Rays	2022	Seattle Mariners
1995	New York Mets	2009	Philadelphia Phillies		

In 1982, *Baseball America* began recognizing an overall organization of the year, for outstanding performance during the season with the team, coach, general manager and organizational package taken as a whole. The Royals have been honored twice, including most recently in 2014.

## BASEBALL OPERATIONS SR. ADVISORS & SPECIAL ASSISTANTS



### MIKE ARBUCKLE

#### SR. ADVISOR TO THE GM/SCOUTING & PLAYER DEVELOPMENT

**Mike Arbuckle** is in his 15th season with the Royals as Senior Advisor to the General Manager/Scouting & Player Development. He previously served the Philadelphia Phillies as Assistant General Manager/Scouting and Player Development from October 2001 until he joined the Royals in November 2008. Prior to that, he served as the Phillies Director of Scouting, beginning in 1992.

Arbuckle was named the Major League Baseball Midwest Scout of the Year in 2015.

He also received a Legends of Scouting Award from the Professional Baseball Scouts Foundation in 2013. In his role with the Phillies, Arbuckle was responsible for overseeing the scouting staff, amateur draft, international scouting program and professional scouting program. He also oversaw the player development staff and minor league instructional program along with assisting the General Manager with Major League player personnel decisions such as trades and free agent acquisitions.

Arbuckle began his scouting career as a Part-Time Scout with the Phillies in 1977 before joining the Atlanta Braves in 1980 for a 12-year stint in which he served as an Area Scout, Regional Scouting Supervisor and National Cross-Check Scout. He has scouted at all levels during his career.

A graduate of Trenton (Mo.) High School and North Central Missouri College, Arbuckle received a bachelor's degree in education from Northwest Missouri State University and a master's in secondary education from the University of South Alabama. He was a 1969 draft selection by the St. Louis Cardinals.

Arbuckle and his wife, Martha, reside in Liberty, Mo. They have two daughters, Shelly and Kellie, four grandchildren: Bethni, Austin, Katey and Emma, and four great-grandchildren, Addison, Aiden, Dawson and Myer.



### WILLIE AIKENS

#### SPECIAL ASST. TO BASEBALL OPERATIONS/LEADERSHIP DEVELOPMENT

**Willie Aikens** is entering his third season in the Royals front office as the Special Assistant to Baseball Operations/Leadership Development. Aikens previously coached in the Royals system for nine years, including with Surprise from 2011-13 and 2015-19, and at Idaho Falls in 2014.

Aikens played for the Royals from 1980-83, as part of an eight-year career in the big leagues. He also played for two seasons with the California Angels in 1977 and 1979

and with the Toronto Blue Jays from 1984-85. In four seasons with the Royals, he hit .282 with 77 home runs and 297 RBI in 511 games, including a 1983 season in which he hit a career-best 23 homers while batting .302 with a .912 OPS. In the 1980 postseason, Aikens hit .387 (12-for-31) with four home runs and 10 RBI, including multi-homer games in Game 1 and Game 4 of the World Series.

In 2022, Samuel Goldwyn Films released a movie called "The Royal," a biography of Aikens' life story. From World Series hero to prison and his transition back to society, the film explores his road to redemption with his family, a new career, and eventually - with the help of **George Brett** - a job with the Royals.

Aikens and his wife, Sara, reside in Kansas City, Mo. They have three daughters.



### RAFAEL BELLIARD

#### SPECIAL ASST. TO GENERAL MANAGER/INFIELD COORDINATOR

**Rafael Belliard** is in his 10th year with the Royals and second as the Special Assistant to the GM/Infield Coordinator. He previously held the title of Special Assistant to the GM from 2014-19 and in 2021. Belliard also served as the Major League infield coach during the 2020 season.

Belliard was Detroit's Infield Coach from 2006-13 and was the First Base Coach in 2013. He was a Roving Minor League Infield Instructor with Atlanta from 2000-05.

An infielder, Belliard played 20 seasons of professional baseball, including 17 at the Major League level. He played on eight division-winning clubs with Pittsburgh and Atlanta, including the World Series champion Braves club in 1995. Rafael resides in Boca Raton, Fla., with his wife Leonora. The couple has one son, Kevin.



### BLAINE BOYER

#### SPECIAL ASST. TO BASEBALL OPERATIONS/LEADERSHIP DEVELOPMENT

**Blaine Boyer** is in his fifth year in the Royals front office, serving as a Special Assistant to Baseball Operations/Leadership Development. In his role, he works on special assignment projects throughout the organization.

Boyer retired as a player after the 2018 season, when he pitched in 21 games with the Royals. In his 12-year big league career, the right hander pitched for Atlanta (2005-2009), St. Louis (2009), Arizona (2009), the Mets (2011), San Diego (2014), Minnesota (2015), Milwaukee (2016), Boston (2017) and Kansas City (2018). In 2008,

he finished 9th in the National League, making 76 appearances with the Braves. A native of Atlanta, Boyer resides in Alpharetta, Ga., with his wife, Ginsey and children, Levi, Benaiah and Mary Cora.

## BASEBALL OPERATIONS SR. ADVISORS & SPECIAL ASSISTANTS



### CHINO CADAHIA

#### SPECIAL ASST. TO THE GENERAL MANAGER/PLAYER DEVELOPMENT

**Chino Cadahia** is in his 47th season in professional baseball, 13th with the Royals and fourth season a Special Assistant to the General Manager/Player Development.

He spent the previous five seasons from 2015-19 as a Sr. Coordinator of Player Development, and he was an Advisor to Player Development in 2014. Cadahia served as the Royals Bench Coach at the Major League level from 2012-13 and was a Special Assistant to Player Development in 2011.

Prior to his tenure with the Royals, Cadahia spent 15 seasons in the Braves organization, including four as the Bench Coach for the Major League club from 2007-10. He started with the Braves in 1996 as the Roving Catching Coordinator and was named Minor League Field Coordinator in 1997. He also spent 12 seasons in the Texas Rangers minor league system as a Pitching Coach and Manager.

Cadahia was drafted by the Philadelphia Phillies out of Miami-Dade Community College. He played in the minors from 1977 to 1983 for the Phillies and Minnesota Twins. Born in Havana, Cuba, Cadahia resides in Peoria, Ariz., with his daughter, Lauren.



### ROY CLARK

#### SR. ADVISOR TO BASEBALL OPERATIONS

**Roy Clark** is entering his second season with the Royals as Sr. Advisor to Baseball Operations.

Clark, who has spent nearly 40 years in professional baseball, is best known for his 25-year career with the Atlanta Braves, including a recent four-year run as the Special Assistant to the General Manager from 2015-16 and Senior Advisor to Amateur Scouting from 2017-18. Prior to that, he spent 21 seasons in the Braves organization from 1989-2009 as an Area Scout (1989-94), Southeast Supervisor (1995), National

Supervisor (1996-1999) and Director of Scouting (2000-09). During his time in Atlanta, the Braves were named *Baseball America's* Organization of the Year Award three times, in 1999, 1996 and 2005, and he was responsible for the signing of several players, including **Jeff Francoeur**, **Freddie Freeman**, **Jason Heyward**, **Craig Kimbrel**, **Jason Marquis**, **Brian McCann**, **Kevin Millwood**, **Charlie Morton**, **Jarrod Saltalamacchia** and **Adam Wainwright**.

Between his stints in Atlanta, Clark spent four years from 2010-13 as the Assistant General Manager/Vice President of Player Personnel with the Washington Nationals. In 2012, Clark's third year there, the Nationals were named the Best Minor League System in Baseball, according to *Baseball America*, and he played a key role in the signing of draft picks such as **Bryce Harper**, **Anthony Rendon** and **Lucas Giolito**. Before returning to Atlanta, Clark spent the 2014 season as the Scouting Cross Checker for the Los Angeles Dodgers.

Clark was an All-Atlantic Coast Conference infielder at North Carolina in 1979 and was selected by the Seattle Mariners in the 24th round of the June Draft that same year. He played in the Mariners minor league system for four seasons and advanced as high as Triple-A in 1982. He remained with the Mariners organization following his playing career, spending one season as a minor league coach in 1984, and two seasons as an Area Scout from 1985-86. Clark also spent one year as an Area Scout for the Cleveland Indians in 1988.



### TIM CONROY

#### SPECIAL ASSISTANT TO THE GENERAL MANAGER

**Tim Conroy** is in his 12th season with the Royals after being hired as a Special Assistant to the General Manager on Oct. 18, 2011.

Conroy, who was a 2020 inductee into the Mid-Atlantic Scouts Association Hall of Fame, came to Kansas City from the Atlanta Braves organization, where he held the position of Special Assistant to the General Manager/Major League Scout, beginning in 2004. He served the Braves as a National Scouting Supervisor from 2001-02 and a National Cross-Checker from 2003-04. Prior to his time in the Atlanta organization,

Conroy worked as an Area Scout and an East Coast Regional Supervisor with the St. Louis Cardinals from 1994-2000.

A 1st-round selection of the Oakland Athletics in 1978, Conroy pitched in the Majors with the A's (1978, 1982-85) and Cardinals (1986-87). He and his wife, Michele, reside in Monroeville, Pa., and have three children: TJ, Jenna and Brooke.



### RUSTY KUNTZ

#### SPECIAL ASST. TO THE GENERAL MANAGER/QUALITY CONTROL

**Rusty Kuntz** is in his 16th season with the Royals as he returns to the role of Special Assistant to the General Manager/Quality Control, a title he held from 2018-20. In 2021, he was the Royals First Base Coach, a role in which he previously served from 2012-17 and from 2008-10.

In between his time as the First Base Coach at the Major League level, Kuntz was Kansas City's Minor League Outfield/Baserunning Coordinator from 2010-12, including a period that included a stint as the Special Assistant to the GM.

During his time with the Royals, he helped convert **Alex Gordon** from an infielder to an eight-time *Rawlings* Gold Glove winner in the outfield. Under Kuntz's tutelage, Gordon and **Lorenzo Cain** combined for four All-Star selections and four *Wilson* Defensive Player of the Year awards.

Prior to his time in Kansas City, Kuntz held various coaching positions in the Houston Astros (1987-88), Seattle Mariners (1989-92), Florida Marlins (1993-2001), Atlanta Braves (2002) and Pittsburgh Pirates (2003-07) organizations. A member of the 1984 World Series champion Detroit Tigers as a player, Rusty resides in Leawood, Kan., with his wife Salli. The couple's son, Kevin, is an Assistant Coach for the Royals Double-A affiliate, the Northwest Arkansas Naturals.



### TOM MCNAMARA

#### SPECIAL ASSISTANT TO THE GENERAL MANAGER

**Tom McNamara** is in his third season with the Royals as a Special Assistant to the General Manager. He has 29 years of professional scouting experience, including 13 years with Seattle as the Special Assistant to the General Manager from 2016-20 and Director of Amateur Scouting from 2008-16.

He oversaw eight Mariners drafts from 2009-16, which produced 48 Major League players including **Kyle Seager** (2009), **Taijuan Walker**, **James Paxton** (2010), **Mike Zunino**, **Edwin Diaz**, **Chris Taylor** (2012), **Tyler O'Neill** (2013) and **Kyle Lewis** (2016).

He was the recipient of the 2015 A.B. "Turk" Karam Award, as voted on by New York City area scouts. McNamara was previously an Area Scout for Seattle from 1994-2000, mostly covering the Northeast. He also had stints with Milwaukee (2001-02, 2008) and San Diego (2003-07) in different scouting roles. McNamara signed several Major League players, including All-Star first baseman **Prince Fielder**.

He signed with the Mariners as a non-drafted free agent in 1988 and played one season in the Northwest League for the Bellingham Mariners. Following his playing career, he spent three years as a baseball coach at Rockland Community College in Suffern, N.Y.

McNamara graduated from Dominican College in Blauvelt, N.Y., with a bachelor's degree in humanities and is a current member of the board of trustees. As a center fielder, he set the New York State College record for most stolen bases in a season with 71 in 1988. He is a member of the Rockland Community College and Dominican College Athletic Hall of Fame.

A native of Pearl River, N.Y., McNamara has a son, Martin, and resides in Haverstraw, N.Y.



### LOUIE MEDINA

#### SPECIAL ASSISTANT TO THE GENERAL MANAGER/PLAYER PERSONNEL

**Louie Medina** is in his 23rd year in the Royals organization and 16th as Special Assistant to the General Manager/Player Personnel. He also spent three seasons as a Professional Scout. Medina was awarded the Royals **Art Stewart** Scout of the Year Award in 2009.

Medina joined the Royals after spending five years as an Area Supervisor for the Arizona Diamondbacks. Before scouting for the Diamondbacks, he enjoyed an 11-year playing career that began in Cleveland's organization as a first baseman and outfielder. After seven years there, he played one season in the Royals organization at Omaha. He completed his playing career in Japan, playing for Hiroshima from 1993-95.

He was elected to the Colorado Springs Sky Sox Hall of Fame in 1992, while he was also named to the Colorado Springs Sports Hall of Fame in 2013. Medina, a member of the 2008 Summer Olympic Baseball selection committee and the 2009 World Baseball Classic selection committee, has also served on the USA Baseball National team selection committee at the pro level since 2008.

He graduated from Warren High School in Downey, Calif. Medina attended and played baseball at Cerritos Junior College in Norwalk, Calif. for two years and then Arizona State University for two years. He currently resides in Gold Canyon, Ariz., with his wife, Carla, and triplets: Arianna, Chloe and Garrett.



## BASEBALL OPERATIONS SR. ADVISORS & SPECIAL ASSISTANTS



### DON POPLIN

#### SPECIAL ASST. TO THE GENERAL MANAGER

**Don Poplin** is in his second season the Royals as a Special Assistant to the GM in 2023, which will be his 31st year in professional baseball. He spent the previous 20 seasons in the Guardians organization, most recently working as a Special Assistant to President of Baseball Operations/GM for seven years, following 13 seasons in various scouting roles.

Prior to joining the Guardians, he served as an Amateur Scout for seven seasons with Seattle and for two seasons prior to that with Atlanta. Poplin and his wife, Teresa, have two sons: Chase and Alex, and reside in Norwood, N.C.



### REGGIE SANDERS

#### SPECIAL ASST. TO BASEBALL OPERATIONS/LEADERSHIP DEVELOPMENT

**Reggie Sanders** is in his seventh season with the Royals and second as the Special Assistant to Baseball Operations/Leadership Development. He worked for the previous five seasons with the title of Special Advisor to Baseball Operations. In his role, he works on special assignment projects throughout the club's minor league system and serves as a coach during Spring Training.

In 2018, Sanders traveled with a group of Royals alumni to the Middle East to visit American troops serving overseas as part of Fox Sports Kansas City's "This One's

For You" broadcast.

A 1995 All-Star, 2001 World Series Champion and three-time National League Champion, Sanders wrapped up his playing career with the Royals in 2007, retiring after 17 big league seasons with eight different organizations, including two in Kansas City from 2006-07. He finished with a .267 career batting average with 341 doubles, 305 homers and 983 RBI. During his time with the Royals he became the fifth player in Major League history to record at least 300 home runs and 300 stolen bases. During his 1995 All-Star season, he batted .306 with 36 doubles, 28 homers and 99 RBI with the Cincinnati Reds, finishing 6th in MVP voting that year.

A native of Florence, S.C., Sanders resides in Myrtle Beach, S.C., with his wife, Wyndee. The couple has four daughters, Cody, Carrigan, Carson and Cooper, and one grandson, Campton.



### MIKE SWEENEY

#### SPECIAL ASST. TO BASEBALL OPERATIONS/LEADERSHIP DEVELOPMENT

**Mike Sweeney** is in his 10th season as part of the Royals front office and second year with the title of Special Assistant to Baseball Operations/Leadership Development. He spent the previous eight seasons as a Special Assistant to Baseball Operations.

He spent 13 of his 16 Major League seasons in Kansas City (1995-2007), batting .299 with 197 home runs with the Royals. His standout seasons included 2000, when he knocked in 144 runs, and 2002 when he batted .340, second highest in club history to **George Brett's** .390 in 1980. He also served as Royals team captain from 2003-07.

Sweeney was elected to the Royals Hall of Fame on Feb. 25, 2015 and was officially inducted on Aug. 15 that season. He was a five-time All-Star (2000-03, 2005), and is one of five Royals to be selected to five All-Star Games or more. He was also named Royals Player of the Year three times and ranks among the club's top 10 in several different offensive categories.

He was selected by the Royals in the 10th round of the 1991 First-Year Player Draft after graduating from Ontario (Calif.) High School.

In 2018, Sweeney led a group of Royals alumni to visit U.S. troops in the Middle East as part of Fox Sports Kansas City's "This One's For You" broadcast.

Sweeney resides in San Diego, Calif., with his wife, Shara, sons Michael, Donovan and Ryan, and daughters, McKara, Fiona and Quinn.



### MALCOM CULVER

#### ASSISTANT DIRECTOR, PLAYER DEVELOPMENT

**Malcom Culver** is in his fifth year in the Royals front office and second as the Assistant Director of Player Development. He previously served as the Assistant Director of Baseball Operations in 2021 and as an Assistant to Player Development from 2019-20.

Culver played 10 seasons in the Royals minor league system after being selected in the 8th round of the 2008 Draft out of Palmdale High School (Calif.). He was selected as a pitcher but converted to the infield for the 2009-10 seasons. He moved back to the mound in 2011, and remained a pitcher through his career, which ended after 32 relief appearances with the Omaha Storm Chasers in 2017.

In 2014, Culver earned the **Mike Sweeney** Award, which recognizes the individual who best represents the organization on and off the field.

A native of Palmdale, Calif., Culver resides in Kansas City with his wife, Deanna, and sons, Nathanael and Caden.



### JEFF DISKIN

#### DIRECTOR, PROFESSIONAL & SPORT DEVELOPMENT

**Jeff Diskin** begins his 11th full season with the Royals and will serve as the Director of Professional and Sport Development. He previously served as Senior Director of Professional and Community Development from 2021-22, Director of Professional Development from 2018-20, and Coordinator of Cultural Development from 2013-18.

In his current role, Diskin expands on what the Royals have been doing at their Dominican Academy by increasing educational opportunities for all players in the United States. These professional development opportunities will be intended to help the players on and off the playing field. Some of the most impactful work associated with helping players off the field is to find college baseball homes for players released from the organization's Dominican Academy.

For the 2023 season, Diskin will support **Matt Marasco**, Sr. Director of Leadership, with the work that he is doing with the professional development of coaches and staff in the Royals system.

Diskin joined the Royals after working at the Pembroke Hill School in Kansas City, Mo. Diskin previously taught English and worked as the Assistant Director of Athletics at Pembroke Hill. He continues to serve the school as the varsity baseball coach. He also taught in Thailand following the 2004 tsunami and on the island of Saipan during the 1998-99 school year.

Diskin earned his master's degree in business administration from Pittsburg (Kan.) State University and his bachelor's degree in English Literature from Baker University in Baldwin City, Kan. He resides in Kansas City, Kan.



### AUSTIN DRIGGERS

#### SR. DIRECTOR, PERFORMANCE SCIENCE

**Austin Driggers** is in his 11th season with the Royals and fourth as the Sr. Director of Performance Science. He previously served as the Sports Science Coordinator from 2016-19 and as a Minor League Strength and Conditioning Coach in the four seasons prior.

Dr. Driggers joined the Royals in 2013 from East Tennessee State University, where he served ETSU Athletics as a sport scientist and strength and conditioning coach and as a research assistant for the Center of Excellence in Sport Science and Coach Education. Driggers' career in performance began as a sport physiology and strength and conditioning intern at the U.S. Olympic Training Center in Lake Placid, N.Y. He holds a bachelor's degree in applied health science from Wheaton College (Ill.), where he played baseball and football, a master's degree in exercise and sport science with a concentration in sport physiology and performance, and a PhD in health and human performance from Concordia University Chicago.

A native of Abilene, Texas, he currently resides in Overland Park, Kan., with his wife, Jillian, and three children, Rylan, Madelyn, and Ainsley.

## BASEBALL OPERATIONS (CONT.)



### PAUL GIBSON

#### SR. DIRECTOR OF PITCHING PERFORMANCE

**Paul Gibson** is in his 13th season with the Royals and second as the Sr. Director of Pitching Performance. He previously held titles of Director of Pitching Performance from 2020-21, Special Assistant to the General Manager/Pitching Advisor in 2019 and National Supervisor in the scouting department from 2011-18.

He is in his 37th year in professional baseball, which includes a 19-year playing career. He pitched in the Majors for the Detroit Tigers (1988-91), New York Mets (1992-93) and New York Yankees (1993-96).

After retiring as a player in 1996, he coached at Center Moriches (N.Y.) High School, leading the program to a 149-26 record with two Long Island championships. Gibson began his scouting career in 2006 as an Area Supervisor in the Northeast with the Braves. He was hired by the Mariners in 2009 as Eastern Cross-Checker before joining the Royals in the fall of 2010.

Gibson resides in Center Moriches, N.Y. with his wife Carla. They have two sons, Paul (married to Jenna) and Glenn (married to Jordan), two granddaughters, Harper and Brooklyn, and two grandsons, Tanner and Jayce.



### JARED HINTON

#### BASEBALL OPERATIONS ASSISTANT

**Jared Hinton** is entering his 10th season with the Royals and second as the Baseball Operations Assistant. He previously worked as the Major League Video/Baseball Operations Trainee in 2021, the Minor League Video Intern at the Alternate Site in 2020, and as the Minor League Video Intern at Burlington in 2019. He got his start with the organization as a Visitor's Clubhouse Attendant from 2014-19.

Hinton graduated from the University of Missouri-Columbia in 2019 with a bachelor's degree in journalism. He also served as a student manager with the Mizzou baseball team from 2017-19. He currently resides in Blue Springs, Mo.



### ALAN KOHLER

#### ANALYST, RESEARCH & DEVELOPMENT

**Alan Kohler** is entering his second season with the Royals as an Analyst, Research & Development. He joined the organization in May 2022, the same month he graduated from Georgia Tech, where he studied physics with minors in astrophysics and computer science. During his time at Georgia Tech, he served as a student manager for the baseball team.

In 2021, he was a Data Analyst for the Wenatchee AppleSox of the West Coast League. From 2019-20, he was an intern in the Office of Coast Survey at the National Oceanic and Atmospheric Administration. Kohler now lives in Kansas City, Mo.



### NICK LETO

#### DIRECTOR, MINOR LEAGUE OPERATIONS

**Nick Leto** is in his 16th full season with the Royals and first as the Director of Minor League Operations. In 2022, he was named Director of Arizona Operations/Scouting Assistant, after spending his first 14 seasons with the organization as the Manager of Arizona Operations.

In his role, Leto works closely with all baseball operations with an emphasis on player development. This includes relationships with affiliates, assisting daily operations, facility management, player development travel coordination, as well as tasks for the amateur and international scouting departments. During his time with the organization, he has fulfilled some international scouting assignments.

Prior to joining the Royals, he worked as a Minor League Equipment Manager in the Atlanta Braves organization from 2003-2007. He also served as a Clubhouse Assistant for the Detroit Tigers from 1999-2003. Leto worked for the MLB European Academy in Italy in 2006 and 2007 and served as an American League clubhouse assistant at the 2005 All-Star Game in Detroit and the 2012 game in Kansas City.

He received a bachelor's degree in business administration from Central Michigan University, where he worked in different capacities with the CMU football program from 1998-2002. Leto resides in Surprise, Ariz., with his wife, Christine, daughters, Olivia and Alexandra, and dog, Augie.

## BASEBALL OPERATIONS (CONT.)



### KRISTIN LOCK

#### ASSISTANT DIRECTOR, MINOR LEAGUE & INTERNATIONAL OPERATIONS

**Kristin Lock** is in her seventh season with the Royals and first as the Assistant Director of Minor League & International Operations. She previously served as the Manager of Baseball Administration in 2022 and Assistant to Baseball Operations/Administration from 2019-21, after interning in the Royals Baseball Operations department in 2018 and in the Community Relations/Royals Charities department in 2017.

Lock was a four-year starter on the University of Northern Iowa softball team from 2012-16, helping the Panthers win the Missouri Valley Conference championship in 2013. She received her Bachelor of Arts degree from UNI in business management in 2016. A Lenexa, Kan., native, she currently resides in Kansas City, Mo.



### RYAN MAID

#### SR. DIRECTOR, BEHAVIORAL SCIENCE

**Ryan Maid** is in his sixth full season with the Royals and second as the Sr. Director of Behavioral Science, after spending his first four years as the Director of Behavioral Science. He joined the organization in 2017 after spending two years with the Atlanta Braves as the Director of Performance Psychology.

Maid previously worked as a Navy Psychologist for seven years, serving as the Command Psychologist for Naval Special Warfare Training Command from 2013-17 and as the Officer in Charge of the Operational Stress Control and Readiness program for the Sixth Marine Regiment from 2011-13. He originally joined the Navy in 2010 through a postdoctoral fellowship program and was honorably discharged as a Lieutenant Commander in March of 2017.

He earned his bachelor's degree in psychology with a minor in coaching from the University of Central Missouri in 2004. Maid furthered his education at the Forest Institute of Professional Psychology in Springfield, Mo., earning a master's and a doctorate in clinical psychology in 2006 and 2008, respectively. Born in Independence, Mo., Ryan, his wife, Erica, and son, Mason, reside in Kansas City, Mo.



### MITCH MAIER

#### DIRECTOR, PLAYER DEVELOPMENT

**Mitch Maier** will be serving as the Director of Player Development for the second straight season in 2023. He previously spent two seasons from 2021-20 as the Director of Baseball Operations. In his current role, he oversees all aspects of the player development department.

Maier served on the Major League coaching staff as the First Base Coach from 2018-19, and also worked with the club's outfielders and baserunners. He served in that role on an interim basis at the end of the 2017 season. In his two full seasons on the coaching staff, outfielder **Alex Gordon** was awarded consecutive *Rawlings* Gold Gloves, and the Royals recorded 117 stolen bases each year, ranking 2nd in the Majors in 2019.

He was originally selected by the Royals in the 1st round (30th overall) of the 2003 First-Year Player Draft and made his Major League debut on Sept. 23, 2006. An outfielder, he played in parts of six seasons (359 games) with Kansas City and played all but one professional season in the Royals organization, appearing in 31 games with the Triple-A Pawtucket Red Sox in 2013.

Maier was a three-time All-MAC selection and a 2003 first-team All-America honoree at the University of Toledo. He completed his collegiate career holding the school records for batting average (.414), hits (238), doubles (42), RBI (147) and total bases (370). A native of Novi, Mich., Maier resides in Stilwell, Kan., with his wife, Karrie and children: Avalynne, Preston and Stella.



### MATT MARASCO

#### SR. DIRECTOR, LEADERSHIP & CULTURAL DEVELOPMENT

**Matt Marasco** is in his sixth season as a full-time member of the Royals front office, serving as the Sr. Director of Leadership Development. In this role, he serves Baseball Operations with the goal of empowering leaders for impact on and off the field. The Leadership Development department provides effective programming, experiential learning environments, and mentorship to produce transformation in the character, competencies, and capacities of staff, coaches, and players. He also coordinates Baseball Chapel at every level within the organization, ensuring that it remains an interdenominational program that is inclusive for all who choose to participate.

Matt has previously worked with the Royals as the team's Chaplain through Baseball Chapel and pastored in Kansas City for seven years. Prior to vocational ministry and leadership development, he worked in the fields of exercise science and corporate wellness.

He received a bachelor of science degree in health promotion from Emporia State University in 2008. A native of Wichita, Kan., Matt and his wife, Jenn, reside in Kansas City, with their sons, Titus and Bram and daughters, Mabeline and Lottie.

## BASEBALL OPERATIONS (CONT.)



### DR. CONOR McNEILL

#### PERFORMANCE SCIENCE ASSISTANT

**Dr. Conor McNeill** joined the Royals in March as the Performance Science Assistant after more than four years serving in a variety of applied sport science and strength and conditioning roles for New Zealand Rugby.

Most recently, he spearheaded physical preparation for New Zealand's men's and women's national Rugby 7's teams (the All Blacks and Black Ferns) for major competitions, including the Olympic Games and World Cup. Conor has prior experience supporting collegiate baseball programs at the University of Washington (2016), Austin Peay (2014), and TCU (2013). He has also made stops with Tianjin Judo (China), the U.S. Olympic Training Center in Colorado, and his former American football team, Les Dauphines de Nice (France).

As an athlete, Conor was a collegiate football player and track and field thrower at Pacific Lutheran University, followed by a season of professional football overseas in France. He studied business administration and sport psychology at Pacific Lutheran University, earned a master's degree in health and human performance from Austin Peay State University, and a PhD in health, sport and human performance from the University of Waikato in New Zealand. Conor resides in Phoenix, Ariz. with his wife, Kelly, and daughter, Maeve.



### ERIN MESSEL

#### FRONT END DEVELOPER, BASEBALL SYSTEMS

**Erin Messel** is entering her first season as a Royals Baseball Systems Front-End Developer. In her position, she collaborates with baseball operations staff and developers to create and improve internal analysis and informational tools.

Prior to joining the Royals, Erin worked in the higher education technology space for more than 10 years at Anthology (formerly iModules), developing websites as a Web Designer and Developer, before transitioning to User Interface Design. Her primary goals were to improve the student experience and connect alumni with their alma mater. Erin graduated from the University of Evansville in Evansville, Ind., in 2008 with bachelor's degrees in internet technology and communications. She is a Kansas City native, and currently lives in Olathe with her husband, son, and dog.



### JACK MONAHAN

#### DIRECTOR, BASEBALL OPERATIONS/AMATEUR SCOUTING

**Jack Monahan** is in his 14th year with the Royals organization and first as the Director of Baseball Operations/Amateur Scouting. He previously served as the Director of Baseball Operations/Scouting and Player Development in 2022, Coordinator of Scouting Operations from 2017-21, Assistant to Amateur Scouting from 2013-16 and was the Baseball Operations Intern from 2011-12. He began with the organization as a Minor League Video Intern with Northwest Arkansas in 2010.

An Overland Park, Kan., native, and Shawnee Mission South graduate, Monahan earned his bachelor's degree in psychology from Dartmouth College in 2009. While at Dartmouth, he was a catcher with the baseball team for four seasons and captained the 2009 Ivy League Championship squad. He resides in Overland Park, Kan. with his wife, Liz, daughters, Blake and Miller, and son, Wes.



### BRANDON NELSON

#### ANALYST, RESEARCH & DEVELOPMENT/PLAYER DEVELOPMENT

**Brandon Nelson** is entering his second season as the Royals Analyst for Research & Development/Player Development after joining the organization in 2020 as a Player Development Coach. He served as the Development Coach at Omaha in 2021, where he was the First Base Coach and worked closely with the pitching staff.

Nelson graduated from Willamette University in 2019 with a degree in Computer Science and minors in Mathematics and Economics. During his time at Willamette, Nelson was a pitcher for the baseball team and Sports Information Assistant for the athletic department. A native of Murrieta, Calif., he now resides in Overland Park, Kan., with his fiancée Reanna.



### DANNY ONTIVEROS

#### DIRECTOR, AMATEUR SCOUTING

**Danny Ontiveros** is in his 17th season with the Royals organization and second as the Director of Amateur Scouting. He previously was the Assistant Director of Scouting from 2017-21 and has also worked in the organization as an Area Scout, West Coast Supervisor and a National Cross Checker.

His scouting career also includes stints with the St. Louis Cardinals (1998-2004) and Chicago White Sox (2005-2007). The 2008 **Art Stewart** Scout of the Year played baseball at Santa Ana College, where he was teammates with former Royal **Bob Hamelin**. He finished his collegiate career at Sacramento State. Ontiveros currently resides in Laguna Niguel, Calif., with his wife Julie, and daughter Casey.



## BASEBALL OPERATIONS (CONT.)



### EMILY PENNING

#### EXECUTIVE ASSISTANT TO THE GENERAL MANAGER

**Emily Penning** is in her 16th season with the Royals and her 11th as Executive Assistant to the General Manager. Penning joined the Royals as Administrative Assistant to Baseball Operations in 2008 after previously working for the Atlanta Braves organization, where she was the Human Resources Coordinator from 2004-08.

Prior to working for the Braves, Penning worked at Turner Broadcasting System, Inc., as the Turner Temp Coordinator. Before moving to Atlanta, Penning lived in her hometown of Springfield, Ill., and her work experience included positions within the Ameren Corporation and the United States Secret Service.

Penning attended Southern Illinois University and Lincoln Land Community College. She resides in Kansas City, Mo.



### GRACE RIEGER

#### ANALYST, RESEARCH & DEVELOPMENT

**Grace Rieger** is starting her second season with the Royals as an Analyst, Research and Development, after joining the organization in April 2022. She came to Kansas City from New York City, where she was an Analyst, Forensics and Financial Crime Analytics with Deloitte.

She graduated Magna Cum Laude from the University Scholars program at Xavier University in 2021 with a double major in business analytics and information systems. At Xavier, Rieger was an active member of a Jesuit Society, Alpha Sigma Nu. She was a Data Analyst Intern for Competitive Sports Analysis in Atlanta from December 2017-June 2021. Rieger also worked for the Cincinnati Reds organization in 2019, serving as a Business Analytics Intern and then as a Baseball Operations Trainee. In 2020, she did an internship with Deloitte as the Forensic Analytics Intern.

Rieger, who is originally from Atlanta, Ga., now lives in Kansas City, Mo.



### JOSEPH SAN DIEGO

#### SR. DEVELOPER

**Joseph San Diego** is in his seventh season with the Royals and second as the Sr. Developer of Baseball Systems. He previously held the title of Baseball Systems Developer. In his position, he collaborates with the baseball operations staff to create and improve internal analysis and informational tools.

Prior to joining the organization, San Diego served as a Sr. Staff Engineer in QA Automation at Palo Alto Networks in Santa Clara, Calif. While there, he built automated tools for the QA team to ensure all enterprise security products were of the highest quality before being delivered to thousands of customers worldwide.

San Diego graduated from Cal Poly-San Luis Obispo in 2011 with a bachelor's degree in computer engineering. He resides in Blue Springs, Mo., with his wife, Lisa, and their two dogs, Sophie and Bo.



### JENNY SEGELKE

#### DEVELOPER, BASEBALL SYSTEMS

**Jenny Segelke** is in her fifth year with the Royals, serving as the Baseball Systems Developer. She joined the club in March 2019. In her role, she builds software to automate the importing of data from several sources and collaborates with the Baseball Operations staff to develop applications used to help evaluate prospects, track player development and prepare for opponents.

She previously served as a Sr. Software Engineer for DST Systems in Kansas City from 2008-19. Segelke received her bachelor's degree in mathematics from Benedictine College (Kan.) in 2008. While at Benedictine, she was a catcher on the Ravens' softball team for four years. A native of Lawson, Mo., Segelke currently resides in Kearney, Mo., with her husband, Tim, and dogs Duke and Winnie.



### WILL SIMON

#### DIRECTOR, ARIZONA OPERATIONS

**Will Simon** enters his 17th season with the Royals and his first as the Director of Arizona Operations after working the 16 previous seasons as the Minor League Clubhouse & Equipment Operations Manager. He has also served as Equipment Manager for the MLB European Academy in 2006, 2008, 2009, 2010 and 2011 in Tirrenia, Italy. In 2012, Simon was the Equipment Manager for the inaugural MLB Taiwan Academy held in Taichung, Taiwan and was a member of the American League clubhouse staff for the 2012 MLB All-Star Game in Kansas City.

Prior to his time with the Royals, Simon worked in the clubhouse of the Richmond Braves in 2004 and 2005. He received his degree in entrepreneurship through the College of Business Administration at Central Michigan University. He resides in Phoenix, Ariz.

## BASEBALL OPERATIONS (CONT.)



### ROB SORGE

#### ANALYST, RESEARCH & DEVELOPMENT/AMATEUR SCOUTING

**Rob Sorge** is in his fourth season with the Royals and his second as an Analyst to Research & Development/Amateur Scouting. In his role, he assists with all aspects of Baseball Operations, with a primary focus on Amateur Scouting. He previously served as an Assistant to Research & Development in 2021 and as the Research & Development Intern during the 2020 season.

Before joining the Royals, he worked for the Atlanta Braves in Player Development as a Minor League Video & Information Intern during the 2019 season. Prior to working in baseball, he began his career in finance at JP Morgan in New York.

Sorge graduated from Villanova University in 2017 with a Bachelor of Business Administration degree, double majoring in economics and business analytics. A native of Garden City, N.Y., Sorge graduated from Chaminade High School. He currently resides in Kansas City.



### PAUL TURNER

#### LEAD DEVELOPER

**Paul Turner** is in his seventh season with the Royals and second with the title of Lead Developer of Baseball Systems, after serving the previous five years as the Sr. Developer of Baseball Systems. His primary responsibilities include building software to automate the importing of data from several sources as well as developing applications used to help evaluate prospects, track player development and prepare for opponents.

Turner came to Kansas City after working at Indiana University as a Sr. Developer in the Kelley School of Business. He received a Master of Science degree from IU in computer science in 2013, while he graduated from DePauw University (Ind.) with a bachelor's degree in philosophy in 2008. A native of Columbus, Ind., Turner resides in Kansas City, Mo.



### ROBYN WAMPLER

#### ANALYST, RESEARCH & DEVELOPMENT

**Robyn Wampler** is in her second season with the Royals as an Analyst, Research & Development. Prior to joining the Royals, she worked in the fall of 2021 as a Data Analyst for the University of California, San Diego baseball team.

She graduated from UC San Diego in 2021 with a degree in international business and a minor in psychology. Wampler played softball for four years at UC San Diego, plays on the Israeli National Softball team and played professionally in Prague, Czech Republic in the summer of 2021. Wampler now resides in Kansas City, Mo.



### HAILEY YABROUDY

#### ANALYST, RESEARCH & DEVELOPMENT

**Hailey Yabroudy** is entering her second season with the Royals as an Analyst, Research & Development, after joining the organization in May 2022. She graduated in 2021 from Simmons University, where she majored in data science and analytics with minors in web design and marketing. During her four years at Simmons, she played on the softball team. In 2022, Yabroudy earned a master's degree in science in innovation and management from Tufts University.

Her previous work experience includes internships with KinaTrax in 2019 and Topcoder in 2020.

## MAJOR LEAGUE MEDICAL STAFF



### DR. VINCENT KEY

#### HEAD TEAM PHYSICIAN

**Dr. Vincent Key** is in his 13th season as the Head Team Physician for the Royals. He currently is an Associate Professor of Orthopedic Surgery/Sports Medicine at the University of Kansas Health System (Department of Orthopedic Surgery). Dr. Key was the President of the Major League Baseball Team Physicians Association for 2022.

Dr. Key is a graduate of Spring Hill (Kan.) High School. He received his bachelor's degree in pre-medicine at Kansas State University where he was also a track and field athlete. He attended medical school at the University of Oklahoma College of Medicine and did an Orthopedic Surgery residency at King/Drew Medical Center in Los Angeles, California. Dr. Key completed a Sports Medicine Fellowship with Wellington Orthopedics/University of Cincinnati.

He enjoys family time, fishing and coaching youth sports. He resides in Overland Park, Kan., with his wife, April. The couple has four children: Kaelin, Cameron, Carson and Kaiya.



### NICK KENNEY

#### DIRECTOR, MEDICAL ADMINISTRATION

**Nick Kenney** is in his 14th season with the Royals and second as the Director of Major League Medical Administration, after serving the 12 previous seasons as the Head Athletic Trainer/Director of Medical Services.

Prior to joining the Royals, Kenney (ATC/CSCS) spent five seasons as the Assistant Athletic Trainer for the Cleveland Guardians from 2005-09. He also worked for two years from 2003-04 as the Assistant Athletic Trainer with the Cincinnati Reds. He was Program Manager of Sports Medicine for TriHealth, the official medical provider of the Reds from 2001-02. While with TriHealth, Kenney was involved extensively with healthcare coordination and rehabilitation, including the programs used by Reds Major and minor league players. Prior to his position with TriHealth, he served for seven seasons as Head Athletic Trainer for the Cincinnati Cyclones professional hockey club.

A graduate of Clinton-Massie (Clarksville, Ohio) High School and Wilmington College (Ohio), Kenney is a member of the National Athletic Trainers Association and the Professional Baseball Athletic Trainers Society, currently acting as the Secretary on the Executive Board.

Kenney was selected as a member of the 2012 American League All-Star team. He and his staff were honored to receive the 2011 Dick Martin Award and the 2013 Professional Baseball Athletic Trainers Society (PBATS) Major League Training Staff of the Year Award. Kenney was also a member of the 2007 Professional Baseball Athletic Trainers Society (PBATS) Major League Training Staff of the Year while with the Cleveland Guardians. He has served on the Executive Board of PBATS since 2014 and the MLB Education Committee since 2012.

He resides in Overland Park, Kan., with his wife, Patty. They have four children: Paige, Colin, Nathan and Madison.



### KYLE TURNER

#### HEAD ATHLETIC TRAINER

**Kyle Turner** is in his 14th season on the Royals Major League staff and second as the Head Athletic Trainer, following 12 years as the Assistant Athletic Trainer. From 2007-09, he served as the Royals Minor League Medical Coordinator after seven seasons with the Texas Rangers in different capacities in the minor leagues.

Following his graduation from Southern Utah University, Turner took his first athletic training position as the Head Athletic Trainer at Northern Oklahoma College. He has worked in professional baseball since the 2000 season, after spending two-and-a-half years at NOC. In 2018, Turner was selected to serve as an Athletic Trainer for the All-Star Game in Washington, D.C.

Turner enjoys playing golf, hunting, fishing and home improvement projects during his free time, but most importantly spending time with his wife, Wendy, and daughters, Brooke and Malia.

## MAJOR LEAGUE MEDICAL STAFF (CONT.)



### CHRIS DeLUCIA

#### ASSISTANT ATHLETIC TRAINER

**Chris DeLucia** is in his 17th season with the Royals and second as the Assistant Major League Athletic Trainer, after spending the previous three seasons on the Royals staff as the Tissue Therapist/Assistant Athletic Trainer. He previously served the Royals as the Minor League Medical Coordinator from 2010-18. He began with the Royals organization as the Athletic Trainer for the Double-A affiliate (Wichita and Northwest Arkansas) from 2007-09.

DeLucia is in his 31st season overall in Major League Baseball, spending time in the Texas Rangers (2001-06) and New York Yankees (1992-98) organizations. He was named the South Atlantic League Athletic Trainer of the Year in 1998, while working at Class-A Greensboro. He also spent two winters as the Athletic Trainer for Yankees players participating in the Australian Winter Baseball League.

He is a graduate of St. Leo University (Fla.), where he received a bachelor's degree in exercise science. DeLucia, who obtained certification with the National Academy of Sports Medicine as a Corrective Exercise and Performance Exercise Specialist, played soccer at St. Leo and worked in the athletic training room. He received in Goodyear, Ariz., during the offseason. When not working, Chris enjoys mountain biking, hiking, playing golf and spending time with his family.



### JEFF BLUM

#### MAJOR LEAGUE REHAB COORDINATOR

**Jeff Blum** is in his 16th season with the Royals and second as the Major League Rehab Coordinator, following 14 seasons as the team's Physical Therapist/Rehab Director. Blum previously worked for the Atlanta Braves organization, where he was the Minor League Physical Therapist from 2002-05 and the Minor League Rehab Coordinator from 2006-07. He also is currently a board member for the Professional Baseball Physical Therapy Society.

Blum earned his Bachelor of Science in biology at Illinois College, where he also played baseball for the Blueboys. In his undergraduate years, while working as a student trainer, he earned certification as a nurse's aide and as a physical rehab aide through John Wood Community College. He received his master's in physical therapy from Elon University and his doctorate in physical therapy from Regis University. Blum is also a certified strength and conditioning specialist through the NSCA since 2005.

Jeff and his wife, Heather, reside in Grain Valley, Mo., with their children, Maranatha, Austin and Samuel.



### DAVE IANNICCA

#### MANUAL TISSUE THERAPIST/SECOND ASSISTANT ATHLETIC TRAINER

**Dave Iannicca** is entering his 17th season with the Royals and second as the Manual Therapist/Second Assistant Athletic Trainer. He spent the previous three seasons as the Minor League Medical Coordinator, following eight seasons as the Certified Athletic Trainer at Triple-A Omaha. Iannicca joined the Royals in 2007 as the Athletic Trainer at Class-A Burlington, then worked from 2008-10 at Advanced-A Wilmington.

In 2010, Iannicca earned Carolina League Athletic Trainer of the Year honors and was an Athletic Trainer in the Arizona Fall League. Prior to joining the Royals, he spent the 2006 season as the Athletic Trainer for the Atlanta Braves Gulf Coast League in Orlando. He was an intern in the Yankees organization from 2003-04, working with the Triple-A Columbus Clippers and the Yankees Player Development Complex in Tampa. He has also worked as an Athletic Trainer at the collegiate level as a graduate assistant at Virginia Wesleyan College.

Iannicca earned his bachelor's degree in athletic training from Bowling Green State University in 2003 and his master's of science in education degree from Old Dominion University in 2006. He resides in Buckeye, Ariz., with his wife, Jacqueline, and son, Ryan.

## ADDITIONAL MEDICAL STAFF



**Dr. Joe Noland**  
Associate Physician



**Dr. Mitch Birt**  
Associate Physician



**Dr. Jacob Brubacher**  
Associate Physician



**Dr. Sean Jackson**  
Associate Physician



**Patrick Hammond**  
Team Chiropractor

## MAJOR LEAGUE MEDICAL STAFF (CONT.)



### RYAN STONEBERG

#### HEAD MAJOR LEAGUE STRENGTH COACH

**Ryan Stoneberg** is in his 22nd season with the Royals and his 13th as Head Major League Strength Coach. He also served as the Minor League Strength and Conditioning Coordinator from 2006-11 and Latin America Strength and Conditioning Coordinator from 2002-06. His current duties include coordinating all strength and conditioning activities at the Major League level of the organization. In 2015, he was named the recipient of the **Nolan Ryan** Award by the Professional Baseball Strength and Conditioning Society. The annual award honors an outstanding strength and conditioning coach in professional baseball.

Stoneberg joined the Royals from the Diamondbacks organization, where he served as a Minor League Strength and Conditioning Coach from 1999-02. He earned his Bachelor of Science in physiological sciences from the University of Arizona in 1999, while pitching for the Wildcat baseball team. Stoneberg also played baseball and received an associate of arts and associate of math and science degrees from Lassen Community College in 1996. Under the guidance of **Steve Abney**, **Glen Yonan** and **John Deal**, his Cougar baseball team made the Final Four of the California Community College Athletic Association (CCCAA) twice, the only two visits in school history. He resides in Phoenix, Ariz. during the offseason, and has a daughter, Sydney.



### LUIS PEREZ

#### MAJOR LEAGUE STRENGTH COACH

**Luis Perez** is in his 14th season in the Royals organization and seventh as the Major League Strength Coach. Before that, he held the position of Strength & Conditioning Coach for the Surprise (Rookie) affiliate.

Perez joined the Royals in 2010, after working at the University of Central Missouri as the baseball team's Strength & Conditioning Coach in 2009. He played for the Mules from 2006-08 and played two seasons at Western Nebraska Community College. He graduated from UCM with a degree in exercise science.

Perez, a two-time Coach of the Year recipient, resides in St. Louis, Mo., with his wife, Megan and daughters, Ellie and Kenley.



### ERIKA WINCHESKI

#### DIRECTOR, SPORTS NUTRITION

**Erika Wincheski** is in her sixth season with the Royals and second as the Director of Sports Nutrition. In her role, she supports all levels of the organization, develops and maintains nutrition standards, and helps players maximize their performance and recovery through enhancing nutrition. She is a Licensed Dietitian and Board-Certified Specialist in Sports Dietetics.

She had spent the previous five-plus years working at EXOS in Phoenix, Ariz., serving roles as a Facility Dietitian, Director of Nutrition - Facilities and most recently as the Director of Nutrition - Pro/Elite Sports Division. During her time with EXOS, she worked under contract with the San Francisco Giants in Major League Baseball as well as the Arizona Cardinals, Arizona Coyotes and U.S. Men's National Soccer Team.

Wincheski received her bachelor's degree in nutrition from California Polytechnic State University in San Luis Obispo, Calif., while she did a postgraduate dietetic internship through the University of Maryland with an emphasis in information technology.

A native of Moss Beach, Calif., Wincheski resides in Phoenix, Ariz., with her dog Willie.



### RYAN EIGSTI

#### MAJOR LEAGUE REHAB COACH

**Ryan Eigsti** is in his 17th season in the Royals organization and second as the Major League Rehab Coach. He previously served on the Major League staff as a bullpen catcher from 2017-21 and was a coach with the Royals Rookie affiliate in Surprise from 2014-16. Prior to that, he played in Kansas City's minor league system for six seasons, reaching Triple-A Omaha in 2011. Eigsti split the 2012 season between Omaha and Las Vegas, Toronto's Triple-A affiliate, before retiring as a player.

The catcher was originally selected by the Royals in the 15th round of the 2007 First-Year Player Draft, after playing three seasons at Bradley University in Peoria, Ill.

A native of Eureka, Ill., Eigsti resides in Kansas City with his wife, Kelli, and children, Colby, Kylie, Chase and Kinley.



## MAJOR LEAGUE CLUBHOUSE OPERATIONS



### CHUCK HAWKE

#### SR. ADVISOR, CLUBHOUSE OPERATIONS

**Chuck Hawke** retired following the 2022 season as the Sr. Director of Clubhouse Operations, after 34 years in the organization. He will remain with the club in 2023 as a Sr. Advisor of Clubhouse Operations, assisting with Royals Spring Training in Surprise, Ariz.

He received his bachelor's degree in computer science from DeVry University in 1984. Hawke, a native of Kansas City, Mo., graduated from Center High School in 1981. He and his wife, Lisa, reside in Leawood, Kan., with their dog, Buster.



### PATRICK GORMAN

#### DIRECTOR, MAJOR LEAGUE EQUIPMENT

**Patrick Gorman** is in his 28th season with the Kansas City Royals and first as the Director of Major League Equipment, following a 20-year run as the Assistant Equipment Manager. His career with the Royals began in 1996 as a Clubhouse Attendant.

Gorman joined the Royals after an internship with the Cleveland Browns in 1995. He served as the student manager for the University of Kansas football team during his collegiate career.

He earned a bachelor's degree in English from the University of Kansas in 1995. A native of Kansas City, Kan., Gorman graduated from Bishop Ward High School in 1990. He and his wife, Cadey, reside in Overland Park, Kan., with their two daughters, Abby and Caroline.



### TOM WALSH

#### MANAGER, CLUBHOUSE SERVICES

**Tom Walsh** is in his 42nd season with the Royals and 25th working in the Major League clubhouse. He previously served as a Visiting Clubhouse Assistant in 1987, and he began his career with the Royals in the maintenance department.

Known to many of his colleagues as "T-Man", Walsh graduated from the University of Kansas in 1984 with a bachelor's degree in liberal arts & sciences. While at KU, he worked as a team Manager/Equipment Manager for the Jayhawk baseball team for the late **Marty Pattin**, a former Royals player. A native of Garden City, Mich., Walsh

resides in Lenexa, Kan.



### LEVI NOBLE

#### MANAGER, VISITING CLUBHOUSE

**Levi Noble** is entering his 19th season with the Royals and first as the Visiting Clubhouse Manager. He started with the Royals in 2005 as the Ball Boy/Bat Boy and Clubhouse Attendant, before being promoted to Visiting Clubhouse Assistant Manager in 2019.

Noble also worked for the Kansas City Southern Railway from 2010-22 as a Carman and Car Foreman. He graduated with academic and attendance excellence awards from High Tech Institute in 2009 with a degree in massage therapy. He has three children: Lennox (13), Madelyn (12) and Leo (8).



### T.J. STACK

#### MANAGER, CULINARY SERVICES

**T.J. Stack** is in his ninth season with the Royals, serving as the Manager of Culinary Services. In his role, Stack oversees all food production in the kitchen within the Royals clubhouse and also serves as the Head Chef throughout the year.

Chef T.J. was born and raised in Kansas City. He attended Rockhurst High School and the University of Missouri in Columbia. Before joining the Royals in 2015, TJ was Executive Chef at the downtown Savoy Hotel as well as JJ's on the Country Club Plaza.

## MAJOR LEAGUE CLUBHOUSE OPERATIONS (CONT.)



### TYLER AGENTER

#### SR. CLUBHOUSE ASSISTANT, ADMINISTRATION

**Tyler Agenter** is in his 16th season with the Royals, and his fifth as Sr. Clubhouse Assistant, Administration. He previously served as an Assistant Travel & Clubhouse Manager as well as a Clubhouse Assistant with the team.

Agenter previously worked for the Arizona Diamondbacks from 1995-2000 in Baseball Operations and Player Development, helping coordinate the Expansion Draft for the new franchise in 1997. He spent the 2003-04 seasons with the Texas Rangers, coordinating video for the Major League coaching staff and players.

A native of Milaca, Minn., Agenter graduated from Shadow Mountain High School (Phoenix, Ariz.) and obtained a Bachelor of Science degree with a concentration in sports psychology from Arizona State University. He and his wife, Tiffany, reside in Olathe, Kan.



### JAKE VAN OEVEREN

#### SR. CLUBHOUSE ASSISTANT, OPERATIONS

**Jake Van Oeveren** is in his 19th season with the Royals and his fifth as Sr. Clubhouse Assistant, Operations. He previously served as a Clubhouse Assistant in the home clubhouse, while also assisting with clubhouse operations at Spring Training in Surprise, Ariz.

Van Oeveren graduated from the University of Kansas in 2008 with a bachelor's degree in psychology. He resides in Shawnee, Kan. with his wife, Chase, and their son, Gus, who was born in June 2022.



### BRETT PENER

#### SR. CLUBHOUSE ASSISTANT, UMPIRE SERVICES

**Brett Pener** is in his 12th season with the Royals and his third as a Sr. Clubhouse Assistant/Umpire Services. He previously worked as a Clubhouse Assistant in the home clubhouse while also assisting with Equipment Operations at the Royals Urban Youth Academy, and Clubhouse Operations in Spring Training.

Pener was born and raised in Overland Park, Kan., and attended Blue Valley Northwest High School before attending the University of Central Missouri. He was a member of the Mules baseball team from 2008-2012. Currently resides in Overland Park, Kan. with his wife, Megan.

## ADDITIONAL CLUBHOUSE STAFF



**Betty Kaegel**

Assistant,  
Player Relations



**Adam Korth**

Assistant,  
Culinary Services



**Jeff Smith**

Visiting Clubhouse  
Assistant

## MAJOR LEAGUE SUPPORT STAFF



### BILL DUPLISSEA

#### ADVANCE SCOUTING/REPLAY COORDINATOR

**Bill Duplissea** is in his 19th season with the Royals, serving as the Major League Advance Scouting and Instant Replay Coordinator. He started with the club as the bullpen catcher in 2006, before adding the advance scouting duties in 2012. In his current role, he works closely with the coaching staff in scouting upcoming opponents.

His in-game duties include coordinating the Royals instant replay challenges. Duplissea was successful on 25 of his 46 challenges in 2022 (54.3%), which was 9th-best rate in the Majors and above the Major League average of 50.2%. The Royals have finished in the top three in replay success rate in five of the last seven seasons, including a 78.6 success rate in 2018, which is the best single-season rate by any team since 2015. Since Instant Replay was implemented for the 2014 season, the Royals 65.7% success rate on challenges is the best in the Majors.

Prior to joining the Royals, Duplissea spent 2004 and 2005 as an assistant coach at the College of San Mateo, helping lead the Bulldogs to conference championships in both seasons. Before his coaching career, Duplissea caught for five seasons in the Los Angeles Dodgers organization, reaching Triple-A Albuquerque in 2000. He was a standout player at the college level for both the College of San Mateo, playing under former Royals Pitching Coach, **Bob McClure**, and the University of California-Santa Barbara. Duplissea resides in San Carlos, Calif., during the offseason, with his son, Billy.

#### REPLAY OVERTURN RATE 2014-22

TEAM	PCT
1. Royals	65.7%
2. Yankees	63.7%
3. Giants	57.4%
4. Guardians	53.4%
5. Reds	53.1%
6. Mets	52.3%
T7. Marlins/Cubs	51.9%
T9. Phillies/D-backs	51.4%
T11. White Sox/Dodgers	51.3%
MLB average	50.3%

#### FEWEST CALLS CONFIRMED 2014-22

TEAM	CONFIRMED
1. Royals	27
2. Yankees	36
T3. Reds/Nationals	47

#### ROYALS OVERTURN RATE BY SEASON

YEAR	PCT	MLB RANK
2014	61.1%	8th
2015	62.5%	4th
2016	69.2%	1st
2017	69.4%	2nd
2018	78.6%	1st
2019	75.0%	1st
2020	70.0%	3rd
2021	56.8%	9th
2022	54.3%	9th
<b>TOTALS</b>	<b>65.7%</b>	<b>1st</b>

#### MOST CALLS OVERTURNED 2014-22

TEAM	OVERTURNED
1. Cubs	215
2. Royals	207
3. Giants	194



### ANDY FERGUSON

#### MAJOR LEAGUE PITCHING STRATEGIST

**Andy Ferguson** is in his fifth season as the team's Major League Pitching Strategist. In his role, Ferguson utilizes technology to gather analytical data and interpret it for players and coaches. He also assists with advance scouting and game planning.

Ferguson was a pitcher in the Royals minor league system from 2011-18, making it to Triple-A in 2014, when he was named Double-A Northwest Arkansas Pitcher of the Year and was a Texas League All-Star that season. He won a career-high 12 games between Double-A and Triple-A in 2014 and went 11-3 between those two levels in 2015.

He graduated from Arkansas State University in 2011, with a bachelor's degree in mathematics. Ferguson also pitched for four years at ASU, before being selected by the Royals in the 18th round of the 2011 Draft. A native of Benton, Ark., Ferguson lives in Fayetteville, Ark., during the offseason with his wife, Carley. He enjoys golf and hunting in his free time.



### PARKER MORIN

#### BULLPEN CATCHER/STRATEGIST

**Parker Morin** is in his fourth year as a Royals Bullpen Catcher and second year with Strategist added to his title. The former minor league backstop played in the organization from 2012-18, before catching 70 games with Lancaster in the Independent Atlantic League in 2019. In his current role, Morin assists the coaching staff, catching bullpen sessions before and during the games, working directly with the club's Pitching Coach.

Morin played in 442 games in the Royals organization, reaching Triple-A Omaha in 2016. In his most recent campaign in affiliated ball, he batted .265 (40-for-151) with 10 doubles, a homer and 16 runs scored in 53 games with the Storm Chasers in 2018. He was named the 2015 **Mike Sweeney Award** winner, which honors the player that best represents the organization, and was selected to participate in the USA Baseball Premier 12 Tournament in 2015 as well.

He was originally selected by the Royals in the 14th round of the 2012 First-Year Player Draft, after playing collegiately at the College of Southern Idaho and the University of Utah. With the Utes in 2012, he led the team in batting average (.314) and collected 11 doubles, three homers and 35 RBI. Born in Richmond, Va., Morin resides in Denver, Colo.

## MAJOR LEAGUE SUPPORT STAFF (CONT.)



### ALLAN DE SAN MIGUEL

#### BULLPEN CATCHER/STRATEGIST

**Allan de San Miguel** is in his second season on the Royals Major League staff as a Bullpen Catcher/Strategist. He began transitioning into a coaching role at the minor league level in 2021, after managing the Melbourne Aces of the Australian Baseball League from 2020-21.

De San Miguel, who is a native of Perth, Australia, also played for Melbourne from 2010-20 each offseason, in addition to a 12-year career in the minor leagues, including two seasons in the Royals organization from 2016-17. His professional career began in 2005 with the Twins, before he joined the Orioles organization in 2012. He spent the 2014 season playing in the Independent Atlantic League, before briefly re-joining the Twins organization at the Triple-A level in 2015. During his playing career, de San Miguel mostly played catcher, but also spent time at both infield and outfield corner positions.



### ETHAN BLOUIN

#### MAJOR LEAGUE VIDEO COORDINATOR

**Ethan Blouin** is entering his third season with the Royals and first as the Major League Video Coordinator. He joined the organization in 2020 as the Minor League Video Intern and served as the Major League Video Intern in 2022. Prior to his time with the Royals, Blouin was an intern at 360 Sports, an NFL agency in Colorado Springs.

He graduated from Kansas State in 2019 with a bachelor's degree in marketing, and now lives in Kansas City, Mo., with his wife, Shaylee.



### MELISSA LAMBERT

#### DIRECTOR, BEHAVIORAL SCIENCE/MAJOR LEAGUE MENTAL PERFORMANCE

**Melissa Lambert** is in her fourth season with the Royals and first as the Director of Behavioral Science/Major League Mental Performance. She joined the organization in 2020 as the Assistant Director of Behavioral Science. In her role, Lambert provides support to the major league players and coaches with mental performance, mitigates risk for any mental health issues and oversees mental performance programming for the department.

She previously served as an EAP and Mental Skills Coach with the Los Angeles Dodgers in 2019, performing similar duties as her current role. Prior to getting into baseball, Lambert was a Mental Health Therapist and specialized in working with student-athletes. She was also a Program Director for an intensive child and adolescent therapy program in Connecticut, a youth sports coach and a consultant for Athletes Acceleration on child development and performance psychology. She is certified in Therapeutic Crisis Intervention Training as a trainer through Cornell University and is a licensed professional counselor in the states of Connecticut, Arizona and Missouri.

Lambert received her Master's of Education in clinical mental health counseling from Springfield College (Mass.) in 2009. She also has a bachelor's degree in psychology from Eastern Connecticut State. While at ECSU, she was an all-conference defender on the Warriors' soccer team (2004-07) and was also named All-New England and an Outstanding Scholar Athlete.

A native of Montville, Conn., Lambert currently resides in Litchfield Park, Ariz.

## MAJOR LEAGUE SUPPORT STAFF (CONT.)



### TREVOR VANCE

#### SR. DIRECTOR, GROUNDSKEEPING & LANDSCAPING

**Trevor Vance** is in his 39th season with the Kansas City Royals, and his 29th as the Sr. Director of Groundskeeping and Landscaping. In his current role, Vance oversees the supervision and overall operation of the natural grass field at Kauffman Stadium. He also works with the Dominican Academy, Urban Youth Academy and minor league groundskeepers to support and promote safe playing surfaces throughout the organization.

Vance joined the Major League groundscrew as a part-time member in 1985 and became a full-time staff member in 1988. He was named Assistant Groundskeeper in 1993, before assuming his current post prior to the 1995 season.

He has worked with several youth organizations throughout Kansas City to help promote safe playing surfaces for all youth sports.

A native of Raytown, Mo., and a 1985 graduate of Raytown High School, Vance was inducted into the school's Hall of Fame in September 2015 and was inducted into the Missouri Sports Hall of Fame in May 2022. He attended Central Missouri State University.

Vance resides in Lee's Summit, Mo., with his wife, Laura and four children: Kelsie, Hayden, Tanner and Morgan. Trevor has a passion for youth baseball, serving as an assistant coach during his free time.



### SHANE MONTGOMERY

#### DIRECTOR, GROUNDSKEEPING

**Shane Montgomery** is entering his 20th season with the Royals and first as the Director of Groundskeeping and Landscaping. He previously served as the Manager of Groundskeeping and Landscaping from 2014-21, Tarp Crew Supervisor from 2009-13 and was a part-time member of the groundscrew from 2004-08.

During the 2012-13 seasons, he also worked as a Groundskeeper Specialist with Sporting KC, where his brother is the Director of Turf Operations. In his two seasons there, Sporting KC won the MLS Cup and hosted the MLS All-Star Game.

Montgomery graduated in 2007 with an associate's degree, and later studied political science at the University of Missouri. He lives in Blue Springs, Mo. with his wife, Kelli, daughter, Landry and son, Cash.

## ADDITIONAL FIELD STAFF



**Anthony Bruce**  
Assistant,  
Groundskeeping



**Jonnie Reed**  
Sr. Manager,  
Groundskeeping





**David Adams**  
Sr. Director,  
Partnership  
Development



**Jarrett Alley**  
Manager,  
Ballpark Services



**Kyle Armstrong**  
Manager, Ticket  
Solutions & Services



**Katie Ashcraft**  
HR Generalist  
(Benefits &  
Total Rewards)



**Nicole Averso**  
Director, Event  
Presentation



**Desmond Banks**  
Manager,  
Partnership  
Development



**Bryce Baumwart**  
Account Executive,  
Membership  
Retention Sales



**Tyler Belvin**  
Account Executive,  
Group Retention  
Sales



**Heath Bieker**  
Manager,  
Finance



**Dina Blevins**  
Director,  
Community  
Investments/Alumni



**Rick Bobki**  
Sr. Lead Technician



**Casey Borovac**  
Manager, Sport  
Development/  
Softball



**DJ Breitbach**  
Manager, Parking &  
Transportation



**Collin Brody**  
Director, Business  
Data Architecture



**Todd Burrow**  
Sr. Director,  
Ballpark  
Engineering



**Evan Butterfield**  
Account Manager,  
Partnership  
Marketing



**Adam Cain**  
Director,  
New Sales &  
Development



**Barry Chambers**  
Team Lead,  
End User Support



**Maritza Chavez**  
Account Coord.,  
Partnership  
Marketing



**Edward Chiu**  
Sr. Manager,  
Ticket Operations



**Cory Chlebicki**  
Manager,  
Authentic  
Merchandise Sales



**Byron Clark**  
Technician,  
Ballpark Operations



**Jesse Clark**  
Manager, Digital &  
Social Media



**Brad Collins**  
Mascot Coordinator



**Breckyn Crocker**  
Sr. Manager,  
Media & Channel

## ROYALS ASSOCIATES (CONT.)



**Brad Crouch**  
Sr. Account Executive, Group Retention Sales



**Will Cunningham**  
Broadcast & A/V Engineer



**Colby Curry**  
Coordinator, Stadium Tours & Ballpark Experience



**Christine Darr**  
Director, Ticket Operations



**Shelby Denman**  
Account Executive, Group Retention Sales



**Brian Desch**  
Director, Business Systems



**Preston Ellsworth**  
Coordinator, Administration UYA



**Mitchell Emberson**  
Manager, Activations & Giveaways



**Andi Feeley**  
C-Suite Executive Assistant



**Ashley Ficken**  
Director, Authentic Merchandise Sales



**Patrick Fleischmann**  
Director, Renovation Accounting/Risk Management



**Luke Franken**  
Finance Controller



**Darian Frost**  
Coordinator, Community Partnerships & Events, UYA



**Steven Funke**  
Sr. Director, Content Creation & Game Entertainment



**Steve Garvey**  
Director, Partnership Marketing



**Christopher Gilvens**  
Account Executive, New Business



**Troirica Gresham-Brown**  
Human Resources Generalist



**Jennifer Guinty**  
Coordinator, Event Operations



**Jonathan Hanes**  
Content Producer



**Jason Hanna**  
Team Photographer



**McKenzie Higgins**  
Recruiter



**Alex Hobelmann**  
Account Executive, New Business



**Sharita Hutton**  
Sr. Director, Communications Strategist



**Robert James**  
Lead Electrician



**Jamie Johnson**  
Manager, Premium Retention Sales

**ROYALS ASSOCIATES (CONT.)**



**Jeannie Kenyon**  
Staff Accountant



**Joel Kirch**  
Specialist,  
Window Cleaning



**Nate Kissell**  
Manager,  
Membership  
Retention Sales



**Clayton Koellner**  
Account Executive,  
Membership  
Retention/Sales



**Sarah Kongs**  
Director,  
Finance



**Joey Leckbee**  
End User Support  
Specialist



**David Lees**  
Account Executive,  
Group Retention  
Sales



**Scott Lichtenauer**  
Group Director,  
Branded Content &  
Innovation



**Carrie  
Lippert-Gillaspie**  
Stadium/Digital  
Host



**Sam Lutz**  
Sr. Producer,  
Content



**Chris Major**  
Director,  
Community  
Partnerships



**Michael Matthews**  
Account Executive,  
Membership  
Retention/Sales



**Jennifer McCarty**  
Manager, Group  
Retention Sales



**Mitchell McDaniel**  
Director,  
Infrastructure &  
Operation



**Dennis Miller**  
Lead Mechanical  
Technician



**Skyler Miller**  
End User Support  
Specialist



**Curt Nelson**  
Sr. Director,  
Royals Hall of Fame



**Christian Nemmers**  
Presentation  
Designer



**Kristen Nett**  
Coordinator,  
Royals Charities



**Ashley Newman**  
Coordinator,  
Community  
Investments



**Jodi Parsons**  
Sr. Director, Payroll



**Jana Patton**  
Director,  
Content Creation



**Brennan Pearson**  
Graphic Designer



**Emerson Peavy**  
Coordinator,  
Royals Charities



**April Peterson**  
Manager,  
Accounting

## ROYALS ASSOCIATES (CONT.)



**Jonlyn Pierce**  
Coordinator,  
Accounts Payable



**Nick Pieroni**  
Director,  
Guest Experience



**Jeff Piper**  
Executive Producer



**Shon Plack**  
Manager, Sport  
Development/  
Baseball



**Robbie Poulain**  
Graphic Designer



**Brayden Presley**  
Copywriter



**Kyle Reeves**  
Coordinator,  
Social Media



**Andrew Richards**  
Coordinator, Sports  
Development



**Melanie Roberts**  
Content Producer



**Mike Rodgers**  
Account Coord.,  
Partnership  
Marketing



**Nate Rodgers**  
Sr. Manager,  
Ballpark Services



**Eddie Rodriguez**  
Program Manager,  
UYA



**Joe Rooney**  
Manager,  
Ballpark Security



**Jonathan Rosa**  
Manager,  
Community  
Programs



**Bradford Ross**  
Coordinator,  
Scoreboard  
Operations



**Bryan Ross**  
Director,  
Event Operations



**Megan Rowe**  
Sr. Manager,  
Special Events



**Matt Schulte**  
Sr. Account Manager,  
Partnership  
Marketing



**Zachary Seaman**  
Account Executive,  
New Business



**Jill Seib-Schaub**  
Director,  
Royals Hall of Fame  
Education Programs



**Kayla Shively**  
Sr. Director, Ticket  
Sales & Service



**Erin Sladdens**  
Sr. Director,  
Content Strategy &  
Emerging Tech



**Daniel  
Sommerhauser**  
Director,  
Business Analytics



**Patrick Stacy**  
Account Manager,  
Partnership  
Marketing



**Chandra  
Stadtmueller**  
Manager, Game  
Entertainment



## ROYALS ASSOCIATES (CONT.)



**Michelle Sullivan**  
**Manager,**  
**Sales Academy**



**Cheryl Sutton**  
**Assistant Manager,**  
**Ballpark Security**



**Brett Teel**  
**Facilities Manager,**  
**UYA**



**Sydney Teske**  
**Manager,**  
**Emerging Tech &**  
**Digital Products**



**Spencer Thomas**  
**Manager,**  
**New Business**  
**Development**



**Marcia Tillery**  
**Coordinator,**  
**Payroll**



**Jacque Tschirhart**  
**Coordinator,**  
**Mail Services**



**Michael Turner**  
**Account Executive,**  
**New Business**



**Angie Wallace**  
**Associate Director,**  
**Creative Operations**



**Zach Weaver**  
**Director,**  
**Scoreboard**  
**Operations**



**Caitlin Wienck**  
**Director,**  
**Creative Services**



**Johnny Williams**  
**Director,**  
**Ballpark Services**



**Scott Williams**  
**Painter**



**Dylan Wilson**  
**Manager, Sport**  
**Development/**  
**Sports Medicine**



**Ryan Ziegler**  
**Sr. Account Exec.,**  
**Membership**  
**Retention Sales**



**Mark Zimmerman**  
**Account Executive,**  
**New Business**

### NOT PICTURED

**Chase Bloch**, Coordinator, Crown Schools & Science of Sport, Urban Youth Academy; **Jeff Close**, Director, Premium Sales & Service; **Scott Green**, Technician, Ballpark Operations; **Taylor Heiman**, Account Director, Partnership Marketing; **Brian Mather**, Director, Partnership Development; **Annie O'Neill**, Coordinator, Game Entertainment; **Courtney Shivers**, Account Manager, Partnership Marketing; **Kalyn Soltice**, Sr. Manager, Partnership Development; **Daniel Thomas**, Account Executive, New Business





## SLUGGERRR # 00

HEIGHT	WEIGHT	THROWS	POSITION
6-9	Don't ask	T-shirts, Hot Dogs & Temper Tantrums	King of the Jungle
FIRST GAME	MARITAL STATUS	HOBBIES	
April 5, 1996	Still on the prowl	Dancing on dugouts and launching hot dogs	
FAVORITE MUSICALS		FAVORITE SONGS	
Cats & The Lion King		"Welcome to the Jungle" and "The Lion Sleeps Tonight"	

### ROYAL RUNDOWN

- + Royals mascot for last 27 seasons
- + 2017 Mascot Hall of Fame inductee
- + 2020 GameOps Mascot of the Year
- + 2015 World Series champion

### CAREER HIGHLIGHTS

**Sluggerrr** made his Major League debut on April 5, 1996 at Kauffman Stadium, where he became the official mascot of the Kansas City Royals. In the 27 years since, this lovable lion has entertained millions of baseball fans at Kauffman Stadium and across the country.

One of the most popular mascots in Major League Baseball, Sluggerrr makes hundreds of special appearances every year. He continues to be a fan favorite and appears at every Royals home game.

In 2020, Sluggerrr was named GameOps Mascot of the Year and in 2017, he was inducted into the Mascot Hall of Fame, becoming the 4th MLB mascot inducted. Sluggerrr was selected for his fun and innovative in-game antics, skits and videos, as well as his school show programs that launched in 2017: Strike Out Bullying and the Teamwork Show.

"I take a lot of pride in being one of the mane attractions at Kauffman Stadium," Sluggerrr said upon his induction. "I'd be lion if I said this wasn't one of my proudest moments as the official mascot of the Kansas City Royals."

Sluggerrr is available to appear at private functions, such as birthday parties, wedding receptions or office holiday parties!

Sluggerrr is also available for pregame and in-game visits! Each visit includes memorable moments and opportunities for photos and autographs, not to mention some great merchandise as well!

To contact Sluggerrr, call (816) 504-4332 or email [SluggerrrAppearances@royals.com](mailto:SluggerrrAppearances@royals.com).





## 2023 ROYALS

- 46 Manager Matt Quatraro
- 48 Coaching Staff
- 58 Building the 40-Man Roster
- 59 Player Bios



# MATT QUATRARO



## MATT QUATRARO (kwuh-TRAI-roe) MANAGER

BORN (AGE)	NAMED TO STAFF	WIFE	KIDS
11/14/73 (49) in Albany, N.Y.	Oct. 30, 2022	Chris	George & Leo

**EXPERIENCE**  
2023 will be his 28th year in professional baseball, 10th on a big league staff & 1st as Manager

### ROYAL RUNDOWN

- + 1996 Old Dominion Male Athlete of the Year
- + Selected by TB in 8th round of 1996 Draft
- + Played 7 seasons in minors from 1996-02
- + Old Dominion Sports HoF Inductee (2004)
- + Minor League Coach with TB from 2004-13
- + Asst. Hitting Coach with CLE from 2014-17
- + Third Base Coach with TB in 2018
- + Bench Coach with TB from 2019-22

### COACHING CAREER

- + **Matt Quatraro** (kwuh-TRAI-roe) was named the 18th full-time Manager in Royals history on Oct. 30, 2022, inheriting a team that went 65-97 in 2022.
- + The 2023 season will mark his 28th in professional baseball and his 10th on a Major League staff...he spent the last five years on **Kevin Cash's** staff in Tampa Bay, including one season as the Third Base Coach in 2018 and four years as the Bench Coach from 2019-22...the Rays reached the postseason in four of his five seasons on the big league staff, including a World Series appearance in 2020.
- + During his four years as Bench Coach with Tampa Bay from 2019-22, the Rays 322-224 (.590) record ranked 4th in the Majors behind only the Dodgers, Astros and Yankees.
- + Was the Asst. Hitting Coach on **Terry Francona's** staff in Cleveland from 2014-17, including a World Series appearance in 2016...during his four-year tenure, Cleveland's offense ranked 1st in the Majors in doubles, 4th in walks and 5th in OPS.
- + His tenure in Cleveland overlapped with Royals Chairman and CEO **John Sherman**, who at the time was Vice Chairman of the Guardians.
- + Q worked with four Silver Slugger Award winners during his four seasons as the Asst. Hitting Coach in Cleveland, including **Michael Brantley** (2014), **Yan Gomes** (2014), **Francisco Lindor** (2017) and **José Ramírez** (2017).
- + During his nine seasons on a big league staff, his teams reached the postseason six times...in the last seven years, he's been a part of five teams that have won at least 90 games, including Cleveland's 102-win team in 2017 and the 100-win Rays in 2021.
- + His coaching career began with a 10-year stint in the Rays organization, including four seasons as Manager of three different A-level affiliates from 2006-09 and four years as the Minor League Hitting Coordinator from 2010-13.
- + During his tenure with the Rays organization, he coached or managed several minor leaguers who went on to play in the big leagues, including **Wade Davis**, **Josh Hamilton**, **Evan Longoria**, **Jeremy Hellickson**, **Stephen Vogt** and **Matt Moore**.

### COACHING CAREER (CONT.)

- + He is one of nine current big league Managers who did not play in the Major Leagues, along with **Brandon Hyde** (Baltimore), **Pedro Grifol** (White Sox), **John Schneider** (Toronto), **Brian Snitker** (Atlanta), **Buck Showalter** (Mets), **Rob Thomson** (Philadelphia), **Derek Shelton** (Pittsburgh) and **Oliver Marmol** (St. Louis).

### QUOTE HIM

"Data doesn't make the decisions. It informs the decisions, and it creates more questions that you can ask that help you make better decisions down the road."

### PLAYING CAREER

- + Played seven seasons in the Rays organization from 1996-02, topping out at Triple-A Durham in his final year...he primarily played catcher, but also saw time at first base, third base and the corner outfield positions...went to minor league camp with the Yankees in 2003 before retiring as a player with a .286 lifetime batting average.
- + On July 6, 1997, he became the first player in the organization's history to hit for the cycle, with Class-A Charleston.
- + He was selected by the Rays in the 8th round of the 1996 Draft, in the club's first ever Draft.

### MISCELLANEOUS NOTES

- + He and his wife, Chris, reside in Kansas City with their sons George (7) and Leo (5).
- + Graduated in 1992 from Bethlehem Central High School (N.Y.), before attending Old Dominion University—the same school **Vinnie Pasquantino** and **Ryan Yarbrough** attended—where he was named Male Athlete of the Year in 1996 and graduated with a degree in History.
- + Inducted into the Old Dominion Sports Hall of Fame in 2004 and the Bethlehem Central High School Hall of Fame in 2015.
- + Quatraro is the fifth Manager in Major League history with a last name that starts with the letter Q, following **Joe Quinn** (1895-99), **Frank Quilici** (1972-75), **Mel Queen** (1997) and **Mike Quade** (2010-11).

### MATT QUATRARO'S PLAYING CAREER

YEAR	TEAM	G	AB	R	H	2B	3B	HR	RBI	HBP	BB	SO	SB	CS	AVG	OBP	SLG	OPS	E
1996	Butte (R)	59	244	53	84	16	4	1	59	8	25	29	3	1	.344	.418	.455	.873	16
1997	Charleston (A)	78	294	35	88	18	2	7	42	2	18	55	15	5	.299	.339	.446	.785	14
1998	St. Petersburg (A+)	73	270	36	67	14	2	4	31	2	31	67	4	0	.248	.327	.359	.686	12
1999	St. Petersburg (A+)	73	218	20	57	14	2	3	23	1	14	47	3	1	.261	.309	.385	.694	5
	Orlando (AA)	1	4	1	1	0	0	1	2	0	0	2	0	0	.250	.250	1.000	1.250	0
2000	St. Petersburg (A+)	15	49	6	10	1	1	1	3	0	2	14	0	0	.204	.235	.327	.562	2
2001	Orlando (AA)	81	271	38	88	24	2	6	35	7	17	60	4	1	.325	.375	.494	.869	4
2002	Durham (AAA)	35	101	12	20	4	1	0	7	2	5	26	0	0	.198	.248	.257	.505	5
<b>MINOR LEAGUE TOTALS</b>		<b>415</b>	<b>1451</b>	<b>201</b>	<b>415</b>	<b>91</b>	<b>14</b>	<b>23</b>	<b>202</b>	<b>22</b>	<b>112</b>	<b>300</b>	<b>29</b>	<b>8</b>	<b>.286</b>	<b>.343</b>	<b>.416</b>	<b>.759</b>	<b>58</b>

# MATT QUATRARO (CONT.)

## MATT QUATRARO'S COACHING EXPERIENCE

YEAR	POSITION	TEAM	TEAM W-L	POSTSEASON
2004	Catching Instructor/Hitting Coach	Hudson Valley (A)	39-33	-
2005	Coach	Hudson Valley (A)	31-43	-
2006	Manager	Hudson Valley (A)	31-43	-
2007	Manager	Hudson Valley (A)	34-42	-
2008	Manager	Columbus (A)	67-69	-
2009	Manager	Bowling Green (A)	64-74	-
2010	Minor League Hitting Coordinator	Tampa Bay	-	-
2011	Minor League Hitting Coordinator	Tampa Bay	-	-
2012	Minor League Hitting Coordinator	Tampa Bay	-	-
2013	Minor League Hitting Coordinator	Tampa Bay	-	-
2014	Assistant Hitting Coach	Cleveland	85-77	-
2015	Assistant Hitting Coach	Cleveland	81-80	-
2016	Assistant Hitting Coach	Cleveland	94-67	Lost WS vs. CHC (4-3)
2017	Assistant Hitting Coach	Cleveland	102-60	Lost ALDS vs. NYY (3-2)
2018	Third Base Coach	Tampa Bay	90-72	-
2019	Bench Coach	Tampa Bay	96-66	Lost ALDS vs. HOU (3-2)
2020	Bench Coach	Tampa Bay	40-20	Lost WS vs. LAD (4-2)
2021	Bench Coach	Tampa Bay	100-62	Lost ALDS vs. BOS (3-1)
2022	Bench Coach	Tampa Bay	86-76	Lost ALWC vs. CLE (2-0)

## ROYALS MANAGER RECORDS BY SEASON

YEAR	MANAGER	RECORD	YEAR	MANAGER	RECORD	YEAR	MANAGER	RECORD
1969	Joe Gordon	69-93	1989	John Wathan	92-70	2007	Buddy Bell	69-93
1970	Charlie Metro	19-33	1990	John Wathan	75-86	2008	Trey Hillman	75-87
	Bob Lemon	46-64	1991	John Wathan	15-22	2009	Trey Hillman	65-97
1971	Bob Lemon	85-76		Bob Schaefer*	1-0	2010	Trey Hillman	12-23
1972	Bob Lemon	76-78		Hal McRae	66-58		Ned Yost	55-72
1973	Jack McKeon	88-74	1992	Hal McRae	72-90	2011	Ned Yost	71-91
1974	Jack McKeon	77-85	1993	Hal McRae	84-78	2012	Ned Yost	72-90
1975	Jack McKeon	50-46	1994	Hal McRae	64-51	2013	Ned Yost	86-76
	Whitey Herzog	41-25	1995	Bob Boone	70-74	2014	Ned Yost	89-73
1976	Whitey Herzog	90-72	1996	Bob Boone	75-86	2015	Ned Yost	95-67
1977	Whitey Herzog	102-60	1997	Bob Boone	36-46	2016	Ned Yost	81-81
1978	Whitey Herzog	92-70		Tony Muser	31-48	2017	Ned Yost	80-82
1979	Whitey Herzog	85-77	1998	Tony Muser	72-89	2018	Ned Yost	58-104
1980	Jim Frey	97-65	1999	Tony Muser	64-97	2019	Ned Yost	59-103
1981	Jim Frey	30-40	2000	Tony Muser	77-85	2020	Mike Matheny	26-34
	Dick Howser	20-13	2001	Tony Muser	65-97	2021	Mike Matheny	74-88
1982	Dick Howser	90-72	2002	Tony Muser	8-15	2022	Mike Matheny	65-97
1983	Dick Howser	79-83		John Mizerock*	5-8			
1984	Dick Howser	84-78		Tony Peña	49-77			
1985	Dick Howser	91-71	2003	Tony Peña	83-79			
1986	Dick Howser	40-48	2004	Tony Peña	58-104			
	Mike Ferraro*	36-38	2005	Tony Peña	8-25			
1987	Billy Gardner	62-64		Bob Schaefer	5-12*			
	John Wathan	21-15		Buddy Bell	43-69			
1988	John Wathan	84-77	2006	Buddy Bell	62-100			

\*interim

## ROYALS MANAGER RECORDS BY WINS

MANAGER	W	L	T	PCT	SEASONS
Ned Yost	746	839	0	.471	2010-19 (10)
Whitey Herzog	410	304	0	.574	1975-79 (5)
Dick Howser	404	365	1	.525	1981-89 (6)
Tony Muser	317	431	0	.424	1997-2002 (6)
John Wathan	287	270	0	.515	1987-91 (5)
Hal McRae	286	277	0	.508	1991-94 (4)
Jack McKeon	215	205	0	.512	1973-75 (3)
Bob Lemon	207	218	0	.487	1970-72 (3)
Tony Peña	198	285	0	.410	2002-05 (4)
Bob Boone	181	206	0	.468	1995-97 (3)
Buddy Bell	174	262	0	.399	2005-07 (3)
Mike Matheny	165	219	0	.430	2020-22 (3)
Trey Hillman	152	207	0	.423	2008-10 (3)
Jim Frey	127	105	0	.547	1980-81 (2)
Joe Gordon	69	93	1	.426	1969 (1)
Billy Gardner	62	64	0	.492	1987 (1)
Mike Ferraro	36	38	0	.486	1986 (1)
Charlie Metro	19	33	0	.365	1970 (1)
Bob Schaefer	6	12	0	.333	1991, 2005 (2)
John Mizerock	5	8	0	.385	2002 (1)

## ROYALS MANAGER RECORDS BY WIN PCT

MANAGER	PCT	W	L	T	SEASONS
Whitey Herzog	.574	410	304	0	1975-79 (5)
Jim Frey	.547	127	105	0	1980-81 (2)
Dick Howser	.525	404	365	1	1981-89 (6)
John Wathan	.515	287	270	0	1987-91 (5)
Jack McKeon	.512	215	205	0	1973-75 (3)
Hal McRae	.508	286	277	0	1991-94 (4)
Billy Gardner	.492	62	64	0	1987 (1)
Bob Lemon	.487	207	218	0	1970-72 (3)
Mike Ferraro	.486	36	38	0	1986 (1)
Ned Yost	.471	746	839	0	2010-19 (10)
Bob Boone	.468	181	206	0	1995-97 (3)
Mike Matheny	.430	165	219	0	2020-22 (3)
Joe Gordon	.426	69	93	1	1969 (1)
Tony Muser	.424	317	431	0	1997-2002 (6)
Trey Hillman	.423	152	207	0	2008-10 (3)
Tony Peña	.410	198	285	0	2002-05 (4)
Buddy Bell	.399	174	262	0	2005-07 (3)
John Mizerock	.385	5	8	0	2002 (1)
Charlie Metro	.365	19	33	0	1970 (1)
Bob Schaefer	.333	6	12	0	1991, 2005 (2)





**JOSÉ ALGUACIL (ahl-gua-SEEL) INFIELD COACH**

**BORN (AGE)** 8/9/72 (50) in Caracas, Venezuela    **NAMED TO STAFF** Dec. 1, 2022    **SONS** Nicolas, Luis and Marco

**EXPERIENCE**  
2023 will be his 31st year in professional ball, 22nd as a coach and 4th on a big league staff

**ROYAL RUNDOWN**

- + Played 7 seasons in minors from 1993-98, 00    + Coached & managed in SF org from 2007-21
- + Played in Independent League in 1999, 2001    + Coached on Spain's WBC Team in 2013
- + Instructor with MON/WAS from 2002-06    + Minor League Infield Coord. w/ WAS in 2021

**COACHING CAREER**

- + **José Alguacil** (ahl-gua-SEEL) goes by "Aggy."
- + He is entering his 31st season in professional baseball and 22nd as a coach, including a five-year stint from 2002-06 with the Montreal/Washington organization, before he spent 15 seasons in San Francisco's organization from 2007-21...he most recently served as a Minor league Infield Coordinator with Washington in 2022.
- + His managerial stops include Class-A Vermont in 2004 and 2006, Double-A Richmond in 2015 and from 2020-21 and Triple-A Sacramento in 2016.
- + He was the Minor League Infield Instructor for three World Series championship teams with the Giants, in 2010, 2012 and 2014.
- + The 2023 season with Kansas City marks his second stint on a big league coaching staff, following a three-year run from 2017-19 as San Francisco's First Base Coach.

**PLAYING CAREER**

- + Was in infielder for nine seasons from 1993-2001, including six seasons in the Giants organization (93-98), one season in the White Sox organization (2000) and two seasons in Independent Leagues.
- + He hit .237 with 13 home runs and 106 stolen bases during his seven-year minor league career and topped out at Triple-A in 2000 with the White Sox.

**MISCELLANEOUS NOTES**

- + José has three sons: Nicolas, Luis and Marco
- + He spoke no English when he arrived at his first Spring Training...on his third day, he bought a dictionary and began hanging out with American players to spend more time around English speakers.
- + His biggest influences in baseball were **Frank Robinson** and **Felipe Alou** and his mentor is **Joe Amalfitano**, the Giants Player Development Assistant whose Major League experience dates back to 1954.

**JOSÉ ALGUACIL'S COACHING EXPERIENCE**

YEAR	ORGANIZATION	TEAM	LEAGUE	POSITION
2002-03	Montreal	Montreal Expos	Minors	Minor League Instructor
2004	Montreal	Vermont Expos (A)	New York-Penn	Manager (34-38)
2005	Washington	Washington Nationals	Minors	Infield Coordinator
2006	Washington	Vermont Lake Monsters (A)	New York-Penn	Manager (23-52)
2007-14	San Francisco	San Francisco Giants	Minors	Roving Infield Instructor
2015	San Francisco	Richmond Flying Squirrels (AA)	Eastern	Manager (72-68)
2016	San Francisco	Sacramento River Cats (AAA)	Pacific Coast	Manager (69-75)
2017-19	San Francisco	San Francisco Giants	National	First Base Coach
2020-21	San Francisco	Richmond Flying Squirrels (AA)	AA Northeast	Manager (57-56)
2022	Washington	Washington Nationals	Minors	Infield Coordinator

**JOSÉ ALGUACIL'S PLAYING CAREER**

YEAR	TEAM	G	AB	R	H	2B	3B	HR	RBI	HB	BB	SO	SB	CS	AVG	OBP	SLG	OPS	E
1993	AZL Giants (R)	42	145	28	35	6	1	1	13	1	6	23	8	1	.241	.275	.317	.592	13
1994	Clinton (A)	74	245	40	71	13	0	1	25	5	13	42	6	6	.290	.337	.355	.692	20
	Everett (A-)	45	169	24	36	7	0	0	7	8	10	41	18	4	.213	.289	.254	.543	14
1995	Shreveport (AA)	1	4	1	1	0	0	0	1	0	0	1	1	0	.250	.250	.250	.500	1
	San Jose (A)	58	225	30	53	10	3	0	17	4	14	44	11	6	.236	.290	.307	.597	6
	Burlington (A)	38	136	15	30	2	0	0	5	2	7	27	13	1	.221	.269	.235	.504	16
1996	Shreveport (AA)	13	24	2	5	0	0	0	0	1	3	9	0	0	.208	.321	.208	.530	0
	San Jose (A)	79	272	53	72	11	3	1	31	7	24	53	18	7	.265	.338	.338	.676	7
1997	San Jose (A)	122	392	53	81	15	2	7	42	10	32	98	13	13	.207	.283	.309	.592	19
1998	Shreveport (AA)	43	97	13	20	3	1	1	6	1	9	15	3	2	.206	.280	.289	.569	3
	Bakersfield (A+)	61	228	25	57	11	2	2	23	8	11	45	3	0	.250	.308	.342	.650	13
2000	Charlotte (AAA)	3	9	0	0	0	0	0	0	0	0	1	0	0	.000	.000	.000	.000	0
	Birmingham (AA)	9	19	1	1	0	0	0	0	0	3	2	0	0	.053	.182	.053	.234	0
	Winston-Salem (A)	40	138	18	37	9	2	0	18	2	7	19	10	3	.268	.311	.362	.673	11
<b>MINOR LEAGUE TOTALS</b>		<b>628</b>	<b>2103</b>	<b>303</b>	<b>499</b>	<b>87</b>	<b>14</b>	<b>13</b>	<b>188</b>	<b>49</b>	<b>139</b>	<b>421</b>	<b>106</b>	<b>43</b>	<b>.237</b>	<b>.299</b>	<b>.311</b>	<b>.609</b>	<b>123</b>





**ZACH BOVE (bohv) ASSISTANT PITCHING COACH**

BORN (AGE)	NAMED TO STAFF	WIFE	KIDS
4/25/88 (34) in Winter Haven, Fla.	Dec. 23, 2022	Kristina	Quinn, Gabrielle

**EXPERIENCE**  
 2023 will be his 12th year in a coaching role and first on a big league staff

**ROYAL RUNDOWN**

- + Played 1B from 2007-08 at Central Florida
- + Finished collegiate career at Flagler College
- + Did not play professionally
- + Coached at Central Florida from 2012-18
- + Spent last 4 seasons in MIN organization
- + MIN Asst. Pitching Coord. from 2021-22

**COACHING CAREER**

- + **Zach Bove** (bohv) joins the Royals in 2023 after spending the last four seasons with the Minnesota Twins...he joined the Twins in 2019 as Pitching Coach for their Gulf Coast League team, served as a Special Projects Coordinator in 2020 and was the Minor League Assistant Pitching Coordinator from 2021-22.
- + His coaching career began in 2012 at College of Central Florida, where he worked for seven years, including the last five as the Pitching Coach and Recruiting Coordinator.
- + He developed six pitchers at Central Florida who were drafted, including right hander **Nate Pearson**, who transferred from Florida International... Pearson, who was selected by Toronto in the 1st round of the 2017 Draft, credits much of his success at Central Florida to his work with Bove.

**MISCELLANEOUS NOTES**

- + Zach and his wife, Kristina, have two daughters, Quinn and Gabrielle.
- + Played first base for Central Florida from 2007-08, leading the Patriots to a state runner-up finish in 2007 while earning all-conference honors, before finishing his collegiate career at Flagler College.
- + He owns a master's degree from the University of Missouri.

**ZACH BOVE'S COACHING EXPERIENCE**

YEAR	ORGANIZATION	TEAM	LEAGUE	POSITION
2012-13	College of Central Florida	Central Florida Patriots	-	Hitting Coach
2014-18	College of Central Florida	Central Florida Patriots	-	Pitching Coach & Recruiting Coordinator
2019	Minnesota	Gulf Coast Twins (R)	Gulf Coast	Pitching Coach
2020	Minnesota	Minnesota Twins	Minors	Special Projects Coordinator
2021-22	Minnesota	Minnesota Twins	Minors	Assistant Pitching Coordinator





**KEONI DeRENNE ASSISTANT HITTING COACH**  
(kee-oh-nee deh-RENN)

**BORN (AGE)** 4/30/79 (43) in Honolulu, Hawaii **NAMED TO STAFF** Nov. 12, 2021  
**EXPERIENCE**  
 2023 will be his 23rd year in baseball, 12th as a coach and 4th with the Royals organization

**ROYAL RUNDOWN**  
 + Played 8 seasons in minors from 2000-06, 10 + Coached with PIT org from 2012-18  
 + Played in Independent League from 2007-09 + Coached with CHC org in 2019  
 + Played for Team USA in 1998 and 1999 + Joined KC org in 2020 as Asst. Hitting Coord.

**COACHING CAREER**

- + **Keoni DeRenne** (kee-oh-nee deh-RENN) is in his fourth season in the Royals organization and second as the Major League Assistant Hitting Coach...from 2020-21, he worked as the Minor League Assistant Hitting Coordinator.
- + Prior to joining the Royals, he was the Hitting Coach for the Triple-A Iowa Cubs in 2019...that followed a seven-year stint in the Pirates organization, which included stints as the Hitting Coach at Double-A Altoona in 2018, Advanced-A Bradenton from 2016-17 and Class-A West Virginia from 2014-15... he also managed the Pirates Dominican Summer League team in 2013 and was the fourth coach for the GCL Pirates in 2012.
- + He served as the Hitting Coach for the Glendale Desert Dogs during the 2017 Arizona Fall League.
- + He has won two league championships as a coach, including the first season of his coaching career in 2012 with the Gulf Coast League Pirates and with Bradenton in 2016.

**PLAYING CAREER**

- + Played eight seasons as an infielder in the minors from 2000-06 and in 2010 with the Braves, Yankees, Diamondbacks, Red Sox and Phillies.
- + Also played three seasons from 2007-09 with the York Revolution of the Independent Atlantic League.
- + In his first full season in 2001, he led Southern League second basemen with a .986 fielding percentage.
- + Played for Team USA at the 1998 World Championship Qualifier in Nicaragua and was a team member for the 1999 USA National Team.
- + Selected by Atlanta in the 12th round of the 2000 First-Year Player Draft out of the University of Arizona.

**MISCELLANEOUS NOTES**

- + Keoni resides in Honolulu, Hawaii.
- + He is the great-grandson of **Wilbur Cooper**, Pittsburgh's all-time wins leader (202), who went 216-178 in 517 Major League appearances from 1912-26 for the Pirates, Cubs and Tigers.

**KEONI DeRENNE'S COACHING EXPERIENCE**

YEAR	ORGANIZATION	TEAM	LEAGUE	POSITION
2012	Pittsburgh	Gulf Coast Pirates (R)	Gulf Coast	Coach
2013	Pittsburgh	Dominican Pirates	Dominican Summer	Manager
2014-15	Pittsburgh	West Virginia Power (A)	South Atlantic	Hitting Coach
2016-17	Pittsburgh	Bradenton Pirates (A+)	Florida State	Hitting Coach
2018	Pittsburgh	Altoona (AA)	Eastern	Hitting Coach
2019	Chicago Cubs	Iowa Cubs (AAA)	Pacific Coast	Hitting Coach
2020-21	Kansas City	Kansas City Royals	Minors	Assistant Hitting Coordinator
2022	Kansas City	Kansas City Royals	American	Assistant Hitting Coach

**KEONI DeRENNE'S PLAYING CAREER**

YEAR	TEAM	G	AB	R	H	2B	3B	HR	RBI	HB	BB	SO	SB	CS	AVG	OBP	SLG	OPS	E
2000	Macon (A)	38	145	13	38	9	1	1	11	2	11	20	3	3	.262	.319	.359	.677	6
	Jamestown (A-)	20	66	19	20	6	0	1	9	2	11	5	6	1	.303	.413	.439	.852	0
2001	Greenville (AA)	130	453	42	108	15	2	3	42	5	44	57	4	2	.238	.311	.300	.611	10
2002	Greenville (AA)	107	320	51	88	25	3	3	47	1	41	39	2	4	.275	.355	.400	.755	13
2003	Trenton (AA)	37	96	5	23	4	0	1	7	0	5	13	0	1	.240	.275	.313	.587	2
	Greenville (AA)	23	41	3	6	0	0	0	0	1	7	11	0	0	.146	.286	.146	.432	0
2004	Tucson (AAA)	87	291	39	89	19	2	0	41	2	23	30	3	2	.306	.352	.385	.737	7
	El Paso (AA)	17	61	16	22	4	2	0	9	1	15	4	1	1	.361	.487	.492	.979	2
	Lancaster (A+)	15	61	11	15	4	1	0	10	0	6	7	2	2	.246	.309	.344	.653	2
2005	Tucson (AAA)	72	232	43	68	11	2	3	26	2	22	23	5	0	.293	.355	.397	.752	6
	Lancaster (A+)	10	41	10	12	1	0	0	4	0	9	3	1	0	.293	.420	.317	.737	1
2006	Pawtucket (AAA)	10	33	1	6	0	0	0	1	0	3	1	0	0	.182	.250	.182	.432	0
	Portland (AA)	74	250	33	56	6	0	1	20	1	22	27	3	1	.224	.289	.260	.549	17
	GCL Red Sox (R)	2	4	0	0	0	0	0	0	0	2	1	0	1	.000	.333	.000	.333	1
2010	Lehigh Valley (AAA)	6	12	0	3	0	0	0	0	0	2	1	0	0	.250	.357	.250	.607	0
	Reading (AA)	34	92	11	19	3	0	0	8	1	16	10	0	0	.207	.327	.239	.566	3
	Clearwater (A+)	7	20	5	8	2	0	0	3	1	3	2	0	0	.400	.500	.500	1.000	1
	Lakewood (A)	10	30	5	10	5	0	0	4	1	4	4	0	1	.333	.429	.500	.929	2
	<b>MINOR LEAGUE TOTALS</b>	<b>699</b>	<b>2248</b>	<b>307</b>	<b>591</b>	<b>114</b>	<b>13</b>	<b>13</b>	<b>242</b>	<b>20</b>	<b>246</b>	<b>258</b>	<b>30</b>	<b>19</b>	<b>.263</b>	<b>.338</b>	<b>.343</b>	<b>.680</b>	<b>73</b>

# MIGUEL GARCIA



## MIGUEL GARCIA MAJOR LEAGUE COACH

BORN (AGE)	WIFE	KIDS
Sept. 29, 1970 (52)	Elizabeth	O'Neil, Maria, Steven, Nomar, Mixiara & Eliana
EXPERIENCE		
2023 will be his 23rd year in the Royals organization and 15th on the big league staff		

### ROYAL RUNDOWN

- + Played in minors with CLE from 1992-93
- + Has assisted with Dominican Team in WBC
- + Joined KC org in 2001 with DSL team
- + Part of Royals staff in 2015-16 All-Star Games
- + Was Royals BP Pitcher from 2009-22
- + Has 6 children and 2 grandchildren

### COACHING CAREER

+ **Miguel Garcia** is entering his 23rd season with the Royals organization and first as the Major League Coach...he spent the previous 14 seasons from 2009-22 as the Batting Practice Pitcher, after joining the organization in 2001 as a Hitting and Outfield Coach for the Dominican Royals.

### PLAYING CAREER

+ Played two seasons for Cleveland's Dominican Summer League team from 1992-93 after signing as an international free agent in October 1991...he led the Ciabo Division with a .376 average (65-for-173) in 1993 and finished tied for 4th in doubles (14), earning Ciabo Division All-Star honors.

### MISCELLANEOUS NOTES

+ Miguel is a native of Villa González, Santiago, Dominican Republic...he and his wife, Elizabeth, have six children: O'Neil, Maria, Steven, Nomar, Mixiara and Eliana, and two grandchildren: Luian and Saraly.

### MIGUEL GARCIA'S COACHING EXPERIENCE

YEAR	ORGANIZATION	TEAM	LEAGUE	POSITION
2001-08	Kansas City	Dominican Royals	Dominican Summer	Hitting and Outfield Coach
2009-22	Kansas City	Kansas City Royals	American	Batting Practice Pitcher



**Miguel Garcia** threw to **Salvador Perez** in the 2021 Home Run Derby at Colorado's Coors Field. Salvy hit 28 home runs, the most by a Royal and the most ever by a catcher in the Home Run Derby.

# DAMON HOLLINS



## DAMON HOLLINS FIRST BASE COACH

BORN (AGE)	NAMED TO STAFF	WIFE	KIDS
June 12, 1974 (48) in Fairfield, Calif.	Nov. 12, 2021	Patrice	Tahari, Ameerah, Averi

**EXPERIENCE**  
2023 will be his 31st year in baseball, 14th as a coach and 3rd on the big league staff

### ROYAL RUNDOWN

- + Played professionally for 17 seasons
- + Selected by Atlanta in 4th rd of 1992 Draft
- + Played 4 seasons in MLB with ATL, LAD, TB
- + Played 2007 in Japan with Yomiuri Giants
- + Hitting Coach in KC minors from 2010-19
- + Joined Royals staff in 2020 as 1B Coach
- + Returned to minors as Coordinator in 2021
- + Re-joined Royals staff in 2022

### COACHING CAREER

- + **Damon Hollins** is in his third season as the Royals First Base Coach, following 2022 and 2020, when he served as a replacement for **Rusty Kuntz** during the pandemic-shortened season...he also filled in as the First Base Coach during the final weeks of the 2021 season.
- + In addition to being the Royals First Base Coach, Hollins is also the Outfield, Baserunning and Bunting Coordinator.
- + He was the Minor League Outfield, Baserunning and Bunting Coordinator during the 2021 season.
- + Hollins' coaching career began with 10 seasons in the minors as a Hitting Coach across many levels of the organization, including Burlington (2010), Kane County (2011), Wilmington (2012), Idaho Falls (2013-14, 2017-19) and Lexington (2015-16).

### PLAYING CAREER

- + Enjoyed a 17-year playing career as an outfielder from 1992-2008, including four seasons in the Majors with Atlanta (1998, 2004), the Dodgers (1998) and Tampa Bay (2005-06).
- + He spent the entire 2007 season in Japan playing for the Yomiuri Giants, before ending his playing career with the Omaha Royals in 2008.
- + Selected by Atlanta in the 4th round of the 1992 Draft out of Vallejo High School (Calif.).

### MISCELLANEOUS NOTES

- + Damon and his wife, Patrice, live in Litchfield Park, Ariz. and have three daughters: Tahari, Ameerah and Averi.

### DAMON HOLLINS' COACHING EXPERIENCE

YEAR	ORGANIZATION	TEAM	LEAGUE	POSITION
2010	Kansas City	Burlington Royals (A)	Midwest	Hitting Coach
2011	Kansas City	Kane County (A)	Midwest	Hitting Coach
2012	Kansas City	Wilmington (A+)	Carolina	Hitting Coach
2013-14	Kansas City	Idaho Falls (R)	Pioneer	Hitting Coach
2015-16	Kansas City	Lexington (A)	South Atlantic	Hitting Coach
2017-19	Kansas City	Idaho Falls (R)	Pioneer	Hitting Coach
2020	Kansas City	Kansas City Royals	American	First Base Coach
2021	Kansas City	Kansas City Royals	Minors	Outfield, Baserunning & Bunting Coord.
2022	Kansas City Royals	Kansas City Royals	American	First Base Coach

### DAMON HOLLINS' PLAYING CAREER

YEAR	TEAM	G	AB	R	H	2B	3B	HR	RBI	BB	SO	SB	CS	AVG	OBP	SLG	OPS	E
1992	GCL Braves (R)	49	179	35	41	12	1	1	15	30	22	15	2	.229	.346	.324	.670	1
1993	Danville (R)	62	240	37	77	15	2	7	51	19	30	10	2	.321	.369	.488	.856	6
1994	Durham (A+)	131	485	76	131	28	0	23	88	45	115	12	7	.270	.335	.470	.805	13
1995	Greenville (AA)	129	466	64	115	26	2	18	77	44	120	6	24	.247	.314	.427	.741	8
1996	Richmond (AAA)	42	146	16	29	9	0	0	8	16	37	2	3	.199	.278	.260	.538	3
1997	Richmond (AAA)	134	498	73	132	31	3	20	63	45	84	7	2	.265	.329	.460	.789	8
1998	Richmond (AAA)	119	436	61	115	26	3	13	48	45	85	10	2	.264	.330	.427	.757	5
	ATLANTA	3	6	0	1	0	0	0	0	0	1	0	0	.167	.167	.167	.333	0
	DODGERS	5	9	1	2	0	0	0	2	0	2	0	1	.222	.222	.222	.444	0
1999	Indianapolis (AAA)	106	328	58	86	19	0	9	43	31	44	11	2	.262	.328	.402	.730	4
2000	Indianapolis (AAA)	87	287	33	82	16	3	2	32	21	35	5	3	.286	.334	.383	.718	0
2001	Edmonton (AAA)	69	232	29	64	8	2	6	30	22	44	3	3	.276	.342	.405	.748	5
	Richmond (AAA)	43	160	27	42	10	2	5	24	14	34	2	2	.263	.318	.444	.762	0
2002	Richmond (AAA)	128	498	66	139	34	1	12	59	35	77	10	2	.279	.326	.424	.750	4
2003	Richmond (AAA)	91	307	39	84	23	4	11	45	22	62	7	2	.274	.328	.482	.806	4
2004	Richmond (AAA)	109	356	50	107	26	2	20	67	24	57	5	3	.301	.341	.553	.895	7
	ATLANTA	7	22	3	8	2	0	0	5	0	4	0	0	.364	.364	.455	.818	0
2005	Durham (AAA)	22	81	11	24	5	0	2	17	15	17	3	2	.296	.414	.432	.846	0
	TAMPA BAY	120	342	44	85	17	1	13	46	23	63	8	1	.249	.296	.418	.714	6
2006	TAMPA BAY	121	333	37	76	20	0	15	33	19	64	3	3	.228	.269	.423	.693	4
2008	Omaha (AAA)	105	363	53	80	16	2	16	55	50	80	2	2	.220	.318	.408	.726	3
MINOR LEAGUE TOTALS		1426	5062	728	1348	304	27	165	722	478	943	110	45	.266	.331	.435	.766	71
MAJOR LEAGUE TOTALS		256	712	85	172	39	1	28	86	42	134	11	5	.242	.284	.417	.701	10

# PAUL HOOVER



## PAUL HOOVER

## BENCH COACH

### BORN (AGE)

April 14, 1976 (46) in Columbus, Ohio

### NAMED TO STAFF

Nov. 14, 2022

### KIDS

Cameron and McKenna

### EXPERIENCE

2023 will be his 26th season in pro baseball, 5th on a Major League staff and 1st with KC

### ROYAL RUNDOWN

- + Played professionally for 14 seasons
- + Managed GCL Rays in 2012
- + Played 7 seasons in MLB with TB, FLA & PHI
- + Rays Minors Catching Coordinator 2013-18
- + Selected by Rays in 23rd round of 1997 Draft
- + Rays Major League Field Coord from 2019-22

### COACHING CAREER

- + **Paul Hoover** is in his first season as the Royals Bench Coach, joining **Matt Quatraro's** staff after spending the last four seasons from 2019-22 on **Kevin Cash's** staff as the Rays Major League Field Coordinator..in that role, Hoover assisted Cash and Q with in-game decisions and worked defensively with catchers.
- + Spent six seasons from 2013-18 as the Rays Minor League Catching Coordinator, after his coaching career began as the Manager of the Gulf Coast League Rays in 2012.

### PLAYING CAREER

- + Played for 14 seasons, including parts of seven seasons in the big leagues with the Devil Rays (2001-02), Marlins (2006-08) and Phillies (2009-10).
- + He appeared in a total of 40 Major League games over seven seasons, and his rookie status was still intact during his seventh and final Major League season in 2010, when he was 34.
- + Made his Majors debut on Sept. 8, 2001 with the Rays, and had a pinch-hit single in his first at-bat.

### PLAYING CAREER (CONT.)

- + In his first career start on Sept. 23, 2001 at Toronto, he caught a 1-0 combined shutout by **Joe Kennedy** (7.0 IP) and **Esteban Yan** (2.0 IP).
- + Had a 10th-inning walk-off hit in the Phillies 2009 regular season finale...that team advanced to the World Series that year, and while Hoover wasn't on the postseason roster, he traveled with the team through their Game 6 loss to the Yankees.
- + Hoover was selected as a shortstop by the Rays in the 23rd round of the 1997 Draft out of Kent State...playing for **Charlie Montoyo** in rookie ball, he committed 33 errors in 65 games at shortstop.
- + In January 1998, he was asked to try catching, a position he had never played...a few weeks later, he was added to big league camp as a catcher.
- + Was teammates with **Kevin Cash** (2005) and **Matt Quatraro** (2002) at Triple-A Durham.

### MISCELLANEOUS NOTES

- + Hoover can communicate in sign language, as both of his parents are deaf...he has two daughters, Cameron and McKenna.

### PAUL HOOVER'S COACHING EXPERIENCE

YEAR	ORGANIZATION	TEAM	LEAGUE	POSITION
2012	Tampa Bay	Gulf Coast Rays (R)	Gulf Coast	Manager (28-32)
2013-18	Tampa Bay	Tampa Bay Rays	Minors	Catching Coordinator
2019-22	Tampa Bay	Tampa Bay Rays	American	Major League Field Coordinator

### PAUL HOOVER'S PLAYING CAREER

YEAR	TEAM	G	AB	R	H	2B	3B	HR	RBI	BB	SO	SB	CS	AVG	OBP	SLG	OPS	E
1997	Princeton (R)	66	251	55	76	16	4	4	37	20	37	7	4	.303	.363	.446	.809	33
1998	Charleston (A)	40	124	24	36	10	1	3	19	22	29	2	1	.290	.417	.460	.877	8
	Hudson (A)	73	269	51	76	20	1	4	37	39	44	26	3	.283	.388	.409	.797	5
1999	St. Petersburg (A)	118	408	66	111	13	6	8	54	54	81	23	7	.272	.376	.392	.768	5
2000	Durham (AAA)	4	10	0	3	0	0	0	0	0	5	1	0	.300	.364	.300	.664	0
	Orlando (AA)	106	360	54	90	20	4	3	44	67	66	9	8	.250	.382	.353	.735	18
2001	Durham (AAA)	89	293	37	63	18	4	3	21	11	66	5	3	.215	.260	.335	.594	6
	TAMPA BAY	3	4	1	1	0	0	0	0	0	1	0	0	.250	.250	.250	.500	0
2002	Durham (AAA)	69	227	27	50	12	3	5	20	18	67	3	3	.220	.285	.366	.651	5
	TAMPA BAY	5	17	1	3	0	0	0	2	0	5	0	0	.177	.177	.177	.353	0
2003	Albuquerque (AAA)	81	256	35	69	22	2	5	40	18	62	10	3	.270	.321	.430	.751	6
2004	Edmonton (AAA)	69	194	27	56	14	1	1	20	20	46	4	0	.289	.361	.387	.747	8
	Durham (AAA)	16	54	9	16	1	0	1	8	4	15	0	0	.296	.350	.370	.720	2
2005	Durham (AAA)	79	257	32	60	17	1	5	26	25	56	5	1	.234	.314	.366	.679	9
2006	Albuquerque (AAA)	92	302	38	84	21	1	6	41	33	71	3	2	.278	.351	.414	.765	12
	FLORIDA	4	5	0	2	0	0	0	1	0	0	0	0	.400	.400	.400	.800	1
2007	Albuquerque (AAA)	31	96	11	28	7	1	4	21	7	18	0	1	.292	.333	.510	.844	2
	GCL Marlins (R)	7	25	7	11	5	0	0	4	0	5	0	0	.440	.423	.640	1.063	0
	FLORIDA	3	8	1	3	0	0	0	0	0	2	0	0	.375	.375	.375	.750	0
2008	Albuquerque (AAA)	50	175	27	44	8	0	6	19	14	44	1	1	.251	.316	.400	.716	5
	FLORIDA	13	40	1	8	1	0	0	2	2	17	0	0	.200	.238	.225	.463	0
2009	Lehigh Valley (AAA)	73	245	26	62	16	1	1	28	29	66	1	1	.253	.329	.339	.667	5
	PHILADELPIA	3	4	0	3	0	0	0	1	0	1	0	0	.750	.750	.750	1.500	0
2010	Lehigh (AAA)	77	255	23	63	13	3	2	21	26	65	0	0	.247	.326	.345	.671	8
	PHILADELPIA	9	22	6	5	2	0	0	2	3	5	0	0	.227	.320	.318	.638	2
MINOR LEAGUE TOTALS		1140	3801	549	998	233	33	61	460	407	843	100	38	.263	.344	.389	.733	137
MAJOR LEAGUE TOTALS		40	100	10	25	3	0	0	8	5	31	0	0	.250	.286	.280	.566	3



# MITCH STETTER



## MITCH STETTER

## BULLPEN COACH

### BORN (AGE)

Jan. 16, 1981 (42) in Huntington, Ind.

### NAMED TO STAFF

Dec. 23, 2022

### WIFE

Alison

### KIDS

CC, Dusty, Willa, Maddon

### EXPERIENCE

2023 will be his 20th season in baseball, 9th in a coaching role and 1st on a big league staff

### ROYAL RUNDOWN

- + Pitched professionally for 11 seasons
- + Pitched for 5 seasons with MIL from 2007-11
- + Selected by Brewers in 16th rd of 2003 Draft
- + Pitching Coach for Surprise in 2015
- + Pitching Coach for Lexington from 2016-19
- + Mgr of Pitching Performance from 2020-22

### COACHING CAREER

- + **Mitch Stetter** is in his first season as the Royals Bullpen Coach, after spending the last three years as the Manager of Pitching Performance at the minor league level.
- + His coaching career began in 2015 when he was the Pitching Coach for the Royals rookie affiliate in Surprise...from 2016-19, he was the Pitching Coach at Class-A Lexington.

### PLAYING CAREER

- + Pitched professionally for 11 seasons, including parts of five seasons with the Brewers from 2007-11.

### PLAYING CAREER (CONT.)

- + In 2009, he set a Brewers record by recording 15 consecutive outs on strikeouts, a mark that has since been topped by **Josh Hader**.
- + Held opponents to a .215 average and recorded a 9.3 K/9 over 132 big league appearances from 2007-11, a five-year stretch during which the Major League averages for relievers were .251 and 7.7 K/9.
- + Selected by Milwaukee in the 16th round of the 2003 Draft out of Indiana State, and was signed by current Royals Scout **Mike Farrell**.

### MISCELLANEOUS NOTES

- + Stetter and his wife, Alison, have four kids: CC, Dusty, Willa and Maddon.

### MITCH STETTER'S COACHING EXPERIENCE

YEAR	ORGANIZATION	TEAM	LEAGUE	POSITION
2015	Kansas City	Surprise Royals (R)	Arizona	Pitching Coach
2016-19	Kansas City	Lexington Legends (A)	South Atlantic	Pitching Coach
2020-22	Kansas City	Kansas City Royals	Minors	Manager of Pitching Performance

### MITCH STETTER'S PLAYING CAREER

YEAR	TEAM	W-L	ERA	G	GS	SV	IP	H	R	ER	HR	HB	BB	SO	BB/9	SO/9	AVG
2003	Helena (R)	6-2	3.95	15	8	0	54.2	55	34	24	3	6	12	63	2.0	10.4	.252
2004	High Desert (A+)	1-4	8.15	8	7	0	38.2	54	39	35	6	2	14	29	3.3	6.8	.329
	Beloit (A)	4-0	1.70	24	3	6	53.0	31	12	10	4	0	12	57	2.0	9.7	.168
2005	Nashville (AAA)	1-1	4.26	27	0	0	25.1	23	16	12	5	0	11	23	3.9	8.2	.237
	Huntsville (AA)	2-3	2.61	32	0	8	51.2	46	15	15	3	2	11	47	1.9	8.2	.241
2006	Nashville (AAA)	2-5	4.46	51	0	0	38.1	38	20	19	3	3	16	36	3.8	8.5	.271
2007	Nashville (AAA)	1-0	4.30	24	0	1	14.2	8	7	7	1	0	5	19	3.1	11.7	.167
	Huntsville (AA)	0-0	0.00	2	0	0	1.0	0	0	0	0	0	2	0.0	18.0	.000	
	AZL Brewers (R)	0-0	1.50	7	5	0	6.0	4	1	1	0	1	0	9	0.0	13.5	.190
	MILWAUKEE	1-0	3.60	6	0	0	5.0	2	2	2	0	2	4	3.6	7.2	.133	
2008	Nashville (AAA)	3-3	2.48	28	0	0	29.0	21	10	8	2	0	7	30	2.2	9.3	.200
	MILWAUKEE	3-1	3.20	30	0	0	25.1	14	9	9	2	4	19	31	6.8	11.0	.165
2009	MILWAUKEE	4-1	3.60	71	0	1	45.0	37	19	18	4	5	27	44	5.4	8.8	.216
2010	Nashville (AAA)	3-2	6.86	41	0	0	42.0	46	32	32	9	4	18	52	3.9	11.1	.272
	MILWAUKEE	0-0	14.73	9	0	0	3.2	7	6	6	1	1	3	3	7.4	7.4	.389
2011	Nashville (AAA)	0-0	10.80	2	0	0	1.2	2	2	2	1	0	0	1	0.0	5.4	.286
	AZL Brewers (R)	0-0	12.27	4	2	0	3.2	10	6	5	0	1	1	5	2.5	12.3	.500
	MILWAUKEE	0-0	5.14	16	0	0	7.0	8	4	4	2	1	1	7	1.3	9.0	.296
2012	Nashville (AAA)	0-1	4.70	10	0	0	7.2	6	4	4	0	2	6	12	7.0	14.1	.222
	Huntsville (AA)	1-0	1.99	31	0	0	22.2	12	5	5	1	0	10	28	4.0	11.1	.160
2013	Salt Lake (AAA)	3-1	4.01	32	0	3	24.2	17	14	11	2	2	19	26	6.9	9.5	.195
	AZL Angels (R)	0-0	0.00	1	0	0	1.0	1	1	0	0	0	0	2	0.0	18.0	.250
MINOR LEAGUE TOTALS		27-22	4.11	339	25	18	415.2	374	218	190	40	23	142	441	3.1	9.5	.240
MAJOR LEAGUE TOTALS		8-2	4.08	132	0	1	86.0	68	40	39	9	13	52	89	5.4	9.3	.215

# BRIAN SWEENEY



## BRIAN SWEENEY

## PITCHING COACH

### BORN (AGE)

June 13, 1974 (48) in Yonkers, N.Y.

### NAMED TO STAFF

Dec. 1, 2022

### WIFE

Connie

### KIDS

Ava, Mia

### EXPERIENCE

2023 will be his 27th season in baseball, 9th in a coaching role and 1st as Royals Pitching Coach

### ROYAL RUNDOWN

- + Pitched professionally for 18 seasons
- + Pitched for Italy in 2013 WBC; was PC in 2017
- + Pitched for 4 seasons in MLB with SEA & SD
- + Coached in PHI organization from 2015-17
- + Pitched for 3 seasons in Japan from 2007-09
- + Worked on CLE big league staff from 2018-22

### COACHING CAREER

- + **Brian Sweeney** is in his first year as the Royals Pitching Coach, after spending the last five seasons on Cleveland's Major League staff, including the last three years as Bullpen Coach.
- + During his three-year run as Bullpen Coach, Cleveland finished 5th, 6th and 4th in the Majors in bullpen ERA, including a 3.02 mark in 2022.
- + In his previous role on Cleveland's staff from 2018-19, he compiled advanced scouting reports and statistical data for the club's Major League staff.
- + His coaching career began with a three-year run in the Phillies organization, including one season as a Coach with the GCL Phillies (2015), and two seasons as the Pitching Coach with Class-A Lakewood (2016-17).

### PLAYING CAREER

- + Pitched professionally for 18 seasons from 1996-2013, including parts of four seasons in the big leagues with Seattle (2003, 2010) and San Diego (2004, 2006).

### PLAYING CAREER (CONT.)

- + Originally signed by Seattle in 1996 out of the Independent Heartland League and spent eight years in the Mariners system before making his Major League debut in 2003.
- + Pitched for three seasons in Japan for the Nippon Ham Fighters, from 2007-09...he also pitched for Team Italy in the 2013 World Baseball Classic and was Team Italy's Pitching Coach in the 2017 WBC.

### MISCELLANEOUS NOTES

- + Brian and his wife, Connie, live in Clifton Park, N.Y., where Connie owns a dance studio...the couple has two daughters, Ava, a recent graduate of The University at New Paltz, and Mia, who attends The College of St. Rose and is a teacher at her mother's dance studio.
- + Brian has a bachelor's degree in biology from Mercy College, where he attended from 1993-96, and earned East Coast Conference Scholar Athlete of the Year honors as a junior.
- + Brian is a volunteer firefighter in the offseason for the West Crescent Fire Department in Halfmoon, N.Y.

### BRIAN SWEENEY'S COACHING EXPERIENCE

YEAR	ORGANIZATION	TEAM	LEAGUE	POSITION
2015	Philadelphia	GCL Phillies (R)	Gulf Coast	Coach
2016-17	Philadelphia	Lakewood BlueClaws (A)	South Atlantic	Pitching Coach
2018-19	Cleveland	Cleveland Guardians	American	Coach
2020-22	Cleveland	Cleveland Guardians	American	Bullpen Coach

### BRIAN SWEENEY'S PLAYING CAREER

YEAR	TEAM	W-L	ERA	G	GS	SV	IP	H	R	ER	HR	HB	BB	SO	BB/9	SO/9	AVG
1997	Lancaster (A+)	6-3	3.80	40	0	1	85.1	83	39	36	11	2	21	73	2.2	7.7	.252
1998	Lancaster (A+)	6-0	3.63	17	4	0	52.0	41	26	21	6	1	21	48	3.6	8.3	.218
1999	Tacoma (AAA)	0-2	6.75	5	1	0	16.0	26	17	12	5	0	2	10	1.1	5.6	.366
	New Haven (AA)	4-6	4.69	23	18	1	111.1	125	65	58	18	4	31	83	2.5	6.7	.285
	Lancaster (A+)	0-0	6.75	5	0	0	9.1	14	7	7	4	0	3	14	2.9	13.5	.341
2000	Tacoma (AAA)	0-1	6.00	2	1	0	6.0	9	4	4	2	0	1	1	1.5	1.5	.360
	New Haven (AA)	4-3	3.40	19	7	1	47.2	49	20	18	3	2	19	27	3.6	5.1	.268
2001	San Antonio (AA)	7-4	3.80	37	9	1	104.1	117	47	44	8	5	23	96	2.0	8.3	.283
2002	Tacoma (AAA)	9-5	3.80	30	23	2	142.0	157	67	60	16	3	28	113	1.8	7.2	.275
2003	Tacoma (AAA)	11-10	4.28	29	21	0	141.0	165	80	67	17	2	32	115	2.0	7.3	.288
	SEATTLE	0-0	1.93	5	0	0	9.1	7	2	2	0	1	1	7	1.0	6.8	.212
2004	Portland (AAA)	11-4	3.83	24	23	0	138.2	130	65	59	16	1	42	110	2.7	7.1	.250
	SAN DIEGO	1-0	5.65	7	2	0	14.1	20	9	9	1	0	2	10	1.3	6.3	.328
2005	Portland (AAA)	4-5	3.98	20	16	0	110.2	121	51	49	15	4	16	72	1.3	5.9	.281
	Durham (AAA)	3-4	4.06	10	10	0	51.0	70	30	23	5	2	20	39	3.5	6.9	.333
2006	Portland (AAA)	2-1	4.70	7	5	0	30.2	33	17	16	3	0	7	22	2.1	6.5	.280
	SAN DIEGO	2-0	3.20	37	0	2	56.1	53	22	20	6	1	16	23	2.6	3.7	.249
2010	Tacoma (AAA)	2-1	2.51	15	0	1	28.2	20	11	8	1	3	8	32	2.5	10.0	.192
	SEATTLE	1-2	3.16	24	0	0	37.0	33	16	13	5	0	6	14	1.5	3.4	.239
2011	Buffalo (AAA)	5-5	4.34	32	8	1	85.0	92	46	41	11	4	22	67	2.3	7.1	.274
2012	Tacoma (AAA)	6-4	4.63	27	10	1	95.1	91	53	49	13	3	24	55	2.3	5.2	.253
2013	Tacoma (AAA)	8-3	3.96	36	10	0	97.2	104	46	43	10	2	21	77	1.9	7.1	.272
<b>MINOR LEAGUE TOTALS</b>		<b>88-61</b>	<b>4.09</b>	<b>378</b>	<b>166</b>	<b>9</b>	<b>1352.2</b>	<b>1447</b>	<b>691</b>	<b>615</b>	<b>164</b>	<b>38</b>	<b>341</b>	<b>1054</b>	<b>2.3</b>	<b>7.0</b>	<b>.273</b>
<b>MAJOR LEAGUE TOTALS</b>		<b>4-2</b>	<b>3.38</b>	<b>73</b>	<b>2</b>	<b>2</b>	<b>117.0</b>	<b>113</b>	<b>49</b>	<b>44</b>	<b>12</b>	<b>2</b>	<b>25</b>	<b>54</b>	<b>1.9</b>	<b>4.2</b>	<b>.254</b>

# VANCE WILSON



## VANCE WILSON THIRD BASE COACH

BORN (AGE)	NAMED TO STAFF	WIFE	KIDS
March 17, 1973 (50) in Mesa, Ariz.	Nov. 7, 2017	Bridget	Peyton

**EXPERIENCE**  
2023 will be his 29th season in baseball, 13th in a coaching role and 6th on the big league staff

### ROYAL RUNDOWN

- + Played professionally for 15 seasons
- + Minors Manager in KC org from 2011-17
- + Played 8 seasons in MLB with NYM & DET
- + Led AA team to champ series in 2015-16
- + Selected by Mets in 44th round of 1993 Draft
- + Joined Royals big league staff in 2017

### COACHING CAREER

- + **Vance Wilson** is in his sixth season on the Royals Major League staff and fourth as the Third Base Coach...he is also the Major League Field Coordinator...Wilson previously served on the Royals staff as Bullpen Coach from 2018-19.
- + The 2023 season will be his 13th in the Royals organization, including stints as a Minor League Manager with Class-A Kane County in 2011, Advanced-A Wilmington from 2012-13 and Double-A Northwest Arkansas from 2014-17.
- + He led the Naturals to back-to-back Texas League North Division titles in 2015-16 and lost in the league championship round both seasons.
- + Wilson managed the Peoria Javelinas of the Arizona Fall League in 2014, when he led the club to the AFL championship game.

### PLAYING CAREER

- + Played for 15 seasons as a catcher, including eight years in the big leagues with the Mets (1999-2004) and Tigers (2005-06).

### PLAYING CAREER (CONT.)

- + In 2003 he played in a career-high 96 games for the Mets, seeing most of his playing time during Hall of Famer **Mike Piazza's** stint on the IL.
- + Led NL catchers in caught stealing percentage in 2002 (49.0%) and ranked 3rd in 2003 (44.6%).
- + Was a member of the 2006 American League champion Detroit Tigers, playing in 56 games that year while batting .283.

### MISCELLANEOUS NOTES

- + Vance and his wife, Bridget, reside in Springdale, Ark., and have a daughter, Peyton Blaise, who graduated from Boston College in 2022.
- + Wife, Bridget, served as chairperson in the Campaign for Children...along with Vance and Peyton, the family helped raise more than \$150,000 to build a Children's House to benefit abused children in Springdale, Ark.
- + He attended Mesa Community College, where he was named a Junior College All-American during his sophomore season and was inducted into the MCC Hall of Fame in 2018.

### VANCE WILSON'S COACHING EXPERIENCE

YEAR	ORGANIZATION	TEAM	LEAGUE	POSITION
2011	Kansas City	Kane County Cougars (A)	Midwest	Manager
2012-13	Kansas City	Wilmington Blue Rocks (A+)	Carolina	Manager
2014-17	Kansas City	NW Arkansas Naturals (AA)	Texas	Manager
2018-19	Kansas City	Kansas City Royals	American	Bullpen Coach
2020-22	Kansas City	Kansas City Royals	American	Third Base Coach

### VANCE WILSON'S PLAYING CAREER

YEAR	TEAM	G	AB	R	H	2B	3B	HR	RBI	BB	SO	SB	CS	AVG	OBP	SLG	OPS	E
1994	Pittsfield (A-)	44	166	22	51	12	0	2	20	5	27	4	1	.307	.343	.416	.758	6
1995	Capital City (A)	91	324	34	81	11	0	6	32	19	45	4	3	.250	.306	.340	.645	14
1996	St. Lucie (A+)	93	311	29	76	14	2	6	44	31	41	2	4	.244	.321	.360	.681	8
1997	Binghamton (AA)	92	322	46	89	17	0	15	40	20	46	2	5	.276	.328	.469	.797	11
1998	Norfolk (AAA)	46	154	18	40	3	0	4	16	9	29	0	3	.260	.305	.357	.662	4
	St. Lucie (A+)	4	16	0	1	0	0	0	0	0	5	0	0	.063	.063	.063	.125	0
	GCL Mets (R)	10	28	5	10	5	0	2	9	0	0	0	1	.357	.367	.750	1.117	2
1999	Norfolk (AAA)	15	53	10	14	3	0	3	5	4	8	1	0	.264	.328	.491	.818	1
	NY METS	1	0	0	0	0	0	0	0	0	0	0	0	-	-	-	-	0
2000	Norfolk (AAA)	111	400	47	104	23	1	16	62	24	65	11	6	.260	.319	.443	.761	3
	NY METS	4	4	0	0	0	0	0	0	0	2	0	0	.000	.000	.000	.000	0
2001	Norfolk (AAA)	65	228	24	56	14	0	6	31	12	34	0	1	.246	.306	.386	.692	8
	NY METS	32	57	3	17	3	0	0	6	2	16	0	1	.298	.339	.351	.690	1
2002	NY METS	74	163	19	40	7	0	5	26	5	32	0	1	.245	.301	.380	.682	6
2003	NY METS	96	268	28	65	9	1	8	39	15	56	1	2	.243	.293	.373	.666	5
2004	Norfolk (AAA)	1	4	1	2	0	0	1	1	0	0	0	0	.500	.500	1.250	1.750	0
	Binghamton (AA)	1	3	2	1	0	0	1	1	0	0	0	0	.333	.500	1.333	1.833	0
	NY METS	79	157	18	43	10	1	4	21	11	24	1	0	.274	.335	.427	.762	2
2005	DETROIT	61	152	18	30	4	0	3	19	11	26	0	0	.197	.275	.283	.558	3
2006	DETROIT	56	152	18	43	9	0	5	18	2	33	0	4	.283	.304	.441	.745	1
2007	Toledo (AAA)	3	11	2	3	0	0	0	0	0	2	0	0	.273	.333	.373	.706	0
2009	NW Arkansas (AA)	59	204	27	55	9	0	10	32	16	46	0	1	.270	.342	.461	.803	1
<b>MAJOR LEAGUE TOTALS</b>		<b>403</b>	<b>953</b>	<b>104</b>	<b>238</b>	<b>42</b>	<b>2</b>	<b>25</b>	<b>129</b>	<b>46</b>	<b>189</b>	<b>2</b>	<b>8</b>	<b>.250</b>	<b>.302</b>	<b>.377</b>	<b>.679</b>	<b>18</b>
<b>MINOR LEAGUE TOTALS</b>		<b>635</b>	<b>2224</b>	<b>267</b>	<b>583</b>	<b>111</b>	<b>3</b>	<b>72</b>	<b>293</b>	<b>140</b>	<b>348</b>	<b>24</b>	<b>25</b>	<b>.262</b>	<b>.320</b>	<b>.412</b>	<b>.732</b>	<b>58</b>

# ALEC ZUMWALT



## ALEC ZUMWALT

## HITTING COACH

### BORN (AGE)

Jan. 20, 1981 (42) in Kingman, Ariz.

### NAMED TO STAFF

May 16, 2022

### WIFE

Kristen

### KIDS

Sons: Xander (17), Brooks (15), Keelan (13) and Trace (10), and daughter Kaia (6)

### EXPERIENCE

2023 will be his 22nd season in baseball, 12th in a coaching role and 2nd on the big league staff

### ROYAL RUNDOWN

- + Played professionally for 10 seasons
- + Scouted for Royals from 2011-17
- + Played OF for 3 years, pitched for 7 years
- + 2015 Art Stewart Award Winner
- + Selected by Braves in 4th round of 1999 Draft
- + Player Development from 2018-22

### COACHING CAREER

- + **Alec Zumwalt** is entering his 12th season with the Royals and second as the Major League Hitting Coach, after taking on that role on May 16, 2022.
- + When he was named Hitting Coach on May 16, the Royals ranked 13th in the AL with a .225 batting average, but from that date through season's end, the Royals hit .249, which ranked 7th in the AL.
- + Prior to joining the coaching staff, he was in player development for five years, most recently serving for two-plus years as the Sr. Director of Player Development & Hitting Performance.
- + Zumwalt originally joined the Royals as a Pro Scout in the fall of 2011, and served as the Major League Advance Scout from 2013-17.
- + In 2015, he was awarded the **Art Stewart** Scout of the Year Award for his efforts during the championship season, playoffs and World Series.

### PLAYING CAREER

- + Zumwalt was committed to the University of North Carolina at Chapel Hill before being selected by Atlanta in the 4th round of the 1999 Draft out of East Forsyth HS (N.C.).
- + He went on to play for 10 seasons in the minors from 1999-07 with Atlanta, Milwaukee and Oakland, including the first three seasons as a position player before converting to pitcher in 2002.
- + His playing career ended with a season in the Independent Atlantic League in 2008.

### MISCELLANEOUS NOTES

- + Alec and his amazing wife Kristen have four sons, Xander (17), Brooks (15), Keelan (13) and Trace (10), and one daughter, Kaia (6), and reside in Lee's Summit, Mo.

### ALEC ZUMWALT'S COACHING EXPERIENCE

YEAR	ORGANIZATION	TEAM	LEAGUE	POSITION
2011-12	Kansas City	Kansas City Royals	American	Pro Scout
2013-17	Kansas City	Kansas City Royals	American	Major League Advance Scout
2018-19	Kansas City	Kansas City Royals	American	Director of Baseball Ops/Player Development & Scouting
2020-21	Kansas City	Kansas City Royals	American	Director of Hitting Performance/Player Development
2022	Kansas City	Kansas City Royals	American	Sr. Director of Player Development & Hitting Performance
2022	Kansas City	Kansas City Royals	American	Hitting Coach

### ALEC ZUMWALT'S PITCHING CAREER

YEAR	TEAM	W-L	ERA	G	GS	SV	IP	H	R	ER	HR	HB	BB	SO	BB/9	SO/9	AVG
2002	Myrtle Beach (A+)	0-3	8.63	21	0	1	24.0	33	25	23	2	2	13	21	4.9	7.9	.324
	Macon (A)	2-1	4.31	24	0	0	39.2	39	25	19	2	3	16	34	3.6	7.7	.250
2003	Greenville (AA)	1-1	1.42	11	0	0	19.0	13	3	3	0	0	12	19	5.7	9.0	.191
	Myrtle Beach (A+)	5-2	2.22	30	0	6	44.2	29	11	11	2	0	16	43	3.2	8.7	.191
2004	Greenville (AA)	3-7	5.09	46	0	1	76.0	84	52	43	5	1	38	67	4.5	7.9	.270
2005	Nashville (AAA)	1-0	4.61	9	0	1	13.2	11	7	7	1	3	8	11	5.3	7.2	.234
	Huntsville (AA)	1-2	4.15	28	0	3	52.0	49	28	24	5	2	22	37	3.8	6.4	.245
2006	Nashville (AAA)	0-3	3.69	40	0	15	39.0	37	18	16	6	0	15	45	3.5	10.4	.247
	Huntsville (AA)	1-0	2.93	10	0	5	15.1	14	5	5	2	0	5	14	2.9	8.2	.241
2007	Nashville (AAA)	0-2	4.43	14	0	1	20.1	21	10	10	3	0	9	20	4.0	8.9	.280
	Sacramento (AAA)	0-3	6.96	20	1	0	32.1	39	25	25	6	1	17	29	4.7	8.1	.312
<b>MINOR LEAGUE TOTALS</b>		<b>14-24</b>	<b>4.45</b>	<b>253</b>	<b>1</b>	<b>33</b>	<b>376.0</b>	<b>369</b>	<b>209</b>	<b>186</b>	<b>34</b>	<b>12</b>	<b>171</b>	<b>340</b>	<b>4.1</b>	<b>8.1</b>	<b>.256</b>

Zumwalt was a full-time position player from 1999-2001

## BUILDING THE 40-MAN ROSTER

Year	Player	Transaction
2006	Salvador Perez	Signed as an International free agent, Oct. 10
2013	Hunter Dozier	Selected in the 1st round (8th overall) of Draft
2015	Freddy Fermin	Signed as International free agent, July 25
	Josh Staumont	Selected in the 2nd round of Draft
2016	Maikel Garcia	Signed as International free agent, July 27
	Carlos Hernández	Signed as International free agent, July 19
	Nicky Lopez	Selected in the 5th round of Draft
	Richard Lovelady	Selected in the 10th round of Draft
	Angel Zerpa	Signed as International free agent, July 26
2017	Scott Barlow	Signed as a Major League free agent, Dec. 8
	Diego Hernandez	Signed as International free agent, July 8
	Brad Keller	Acquired from Cincinnati for future considerations following the Rule 5 Draft, Dec. 14
	MJ Melendez	Selected in the 2nd round of Draft
	Nick Pratto	Selected in the 1st round (14th overall) of Draft
2018	Collin Snider	Selected in the 12th round of Draft
	Jonathan Bowlan	Selected in the 2nd round of Draft
	Kris Bubic	Selected in the 1st round (40th overall) of Draft
	Nate Eaton	Selected in the 21st round of Draft
	Jonathan Heasley	Selected in the 13th round of Draft
	Kyle Isbel	Selected in the 3rd round of Draft
	Jackson Kowar	Selected in the 1st round (33rd overall) of Draft
	Daniel Lynch	Selected in the 1st round (32nd overall) of Draft
	Brady Singer	Selected in the 1st round (18th overall) of Draft
2019	Alec Marsh	Selected in the 2nd round of Draft
	Michael Massey	Selected in the 4th round of Draft
	Vinnie Pasquantino	Selected in the 11th round of Draft
	Bobby Witt Jr.	Selected in the 1st round (2nd overall) of Draft
2020	Dylan Coleman	Acquired from San Diego as PTBNL with OF Edward Olivares for RHP Trevor Rosenthal, Nov. 5
	Edward Olivares	Acquired from San Diego with a PTBNL for RHP Trevor Rosenthal, Aug. 29
2021	Taylor Clarke	Signed as a Major League free agent, Dec. 1
	Jose Cuas	Signed as a minor league free agent, June 23
2022	Max Castillo	Acquired from Toronto with IF/OF Samad Taylor for IF/OF Whit Merrifield, Aug. 2
	Amir Garrett	Acquired from Cincinnati for LHP Mike Minor and a cash consideration, March 16
	Jordan Lyles	Signed as Major League free agent, Dec. 28
	Samad Taylor	Acquired from Toronto with RHP Max Castillo for IF/OF Whit Merrifield, Aug. 2
	Drew Waters	Acquired from Atlanta with IF CJ Alexander, RHP Andrew Hoffmann for 2022 Draft pick, July 11
2023	Ryan Yarbrough	Signed as Major League free agent, Dec. 13
	Aroldis Chapman	Signed as a Major League free agent, Jan. 27
	Zack Greinke	Signed as Major League free agent, Feb. 3
	Josh Taylor	Acquired from Boston for PTBNL and IF Adalberto Mondesi, Jan. 24

### ROSTER BY TRANSACTION TYPE

First-Year Player Draft (19)		Trades (8)		Major League free agents (6)	
Hunter Dozier	1st round, 2013	Brad Keller	Cincinnati, 2017	Scott Barlow	Dec. 8, 2017
Josh Staumont	2nd round, 2015	Dylan Coleman	San Diego, 2020	Taylor Clarke	Dec. 1, 2021
Nicky Lopez	5th round, 2016	Edward Olivares	San Diego, 2020	Jordan Lyles	Dec. 28, 2022
Richard Lovelady	10th round, 2016	Max Castillo	Toronto, 2022	Ryan Yarbrough	Dec. 13, 2022
MJ Melendez	2nd round, 2017	Amir Garrett	Cincinnati, 2022	Aroldis Chapman	Jan. 27, 2023
Nick Pratto	1st round, 2017	Samad Taylor	Toronto, 2022	Zack Greinke	Feb. 3, 2023
Collin Snider	12th round, 2017	Drew Waters	Atlanta, 2022		
Jonathan Bowlan	2nd round, 2018	Josh Taylor	Boston, 2023		
Kris Bubic	1st round, 2018				
Nate Eaton	21st round, 2018	<b>International free agents (6)</b>		<b>Minor league free agents (1)</b>	
Jonathan Heasley	13th round, 2018	Salvador Perez	Oct. 10, 2006	Jose Cuas	June 23, 2021
Kyle Isbel	3rd round, 2018	Freddy Fermin	July 25, 2015		
Jackson Kowar	1st round, 2018	Maikel Garcia	July 27, 2016		
Daniel Lynch	1st round, 2018	Carlos Hernández	July 19, 2016		
Brady Singer	1st round, 2018	Angel Zerpa	July 26, 2016		
Alec Marsh	2nd round, 2019	Diego Hernandez	July 8, 2017		
Michael Massey	4th round, 2019				
Vinnie Pasquantino	11th round, 2019				
Bobby Witt Jr.	1st round, 2019				



# SCOTT BARLOW



SCOTT BARLOW			#58	RHP
<b>B/T</b>	<b>HT/WT</b>	<b>BORN (OPENING DAY AGE)</b>	<b>SERVICE TIME</b>	
R/R	6-3/220	Dec. 18, 1992 (30) in New London, Conn.	4 years, 30 days	
<b>ACQUIRED</b>	<b>SIGNING SCOUT</b>		<b>CONTRACT STATUS</b>	
Signed as FA, 12/8/17	Dennis Moeller (Dodgers)		2nd year arb eligible	

ROYAL RUNDOWN			
+ 5-year Major League veteran, all with Royals	+ Pitched in 2018 MLB Japan All-Star Tour		
+ 6th in American League in 2022 w/ 24 saves	+ Selected by Dodgers in 6th round in 2011		
+ Career-high 71 appearances in 2021	+ First MLB win: 5/29/18 vs. MIN		
+ Made Major League debut with KC in 2018	+ First MLB save: 4/17/19 at CWS		

YEAR	TEAM	W	L	ERA	G	SV	IP	H	R	ER	HR	BB	SO	BB/9	SO/9	AVG
2022	KC	7	4	2.18	69	24	74.1	52	23	18	9	22	77	2.7	9.3	.198
<b>CAREER (5 YRS)</b>		<b>18</b>	<b>12</b>	<b>3.10</b>	<b>239</b>	<b>55</b>	<b>264.0</b>	<b>220</b>	<b>97</b>	<b>91</b>	<b>25</b>	<b>99</b>	<b>314</b>	<b>3.4</b>	<b>10.7</b>	<b>.225</b>

## CAREER HIGHLIGHTS

+ Since making his Major League debut in **2018**, **Scott Barlow** leads Royals relievers in games (239), innings (264.0), wins (18), saves (43) and strikeouts (314).

+ He is one of two Royals to make the Opening Day roster every season from 2019-22, along with **Whit Merrifield**, who is no longer with the team.

+ Barlow's 2.30 ERA (38 ER in 148.2 IP) since the start of **2021** ranks 3rd in the American League (min. 140.0 IP) behind **Emmanuel Clase** (1.33) and **Justin Verlander** (1.75).

+ He is one of five pitchers in the Majors since the start of **2021** with at least 10 wins and 40 saves, along with **Daniel Bard**, **Liam Hendriks**, **Craig Kimbrel** and **Jordan Romano**.

+ He is a three-time Royals Pitcher of the Month Award winner, including May and June **2021** and June **2022**.

## 2022 HIGHLIGHTS

+ Barlow in **2022** posted career highs in wins (7), ERA (2.18), saves (24) and opponents' average (1.98)...his 7 wins tied for 3rd among AL relievers and his 24 saves ranked 6th.

+ Only two pitchers in Royals history have recorded a better ERA than Barlow (2.18) while pitching in *more* games (69), and both instances came in 2014, when **Wade Davis** had a 1.00 ERA (8 ER in 72.0 IP) in 71 appearances and **Kelvin Herrera** had a 1.41 ERA (11 ER in 70.0 IP) in 70 appearances.

+ He was the only reliever in 2022 with at least 70.0 innings, 20 saves and 5 wins.

+ Barlow's 1.50 ERA (7 ER in 42.0 IP) in 39 outings at Kauffman Stadium marked the best home ERA in the Majors (min. 40.0 IP) and was the 5th-best home ERA in franchise history (min. 40.0 IP), higher only than **Jeff Montgomery** (1.20 in 1990 and 1.32 in 1989), **Steve Farr** (1.37 in 1990) and **Dan Quisenberry** (1.38 in 1982).

+ Of Barlow's 24 saves in 2022, 9 came in games in which he recorded at least 4 outs, the most such saves in the Majors and the most such saves by a Royal since **Jeff Montgomery** had 9 in 1995.

## ADDITIONAL CAREER HIGHLIGHTS

+ In **2021**, Barlow was named the **Bruce Rice** Pitcher of the Year, which recognizes the top pitcher on the team, as voted on by the Kansas City Chapter of the BBWAA.

+ In **2021**, he tied for 9th among Major League relievers in innings (74.1) and ranked 11th in strikeouts (91)...among qualified American League relievers, he ranked 4th in innings pitched, 6th in strikeouts, 10th in ERA (2.42) and tied for 11th in saves (16).

## CAREER HIGHS

STRIKEOUTS	INNINGS
6, 5/10/19 vs. PHI	4.0, 5/29/18 vs. MIN
5 (2x), last, 6/1/18 vs. OAK	3.0 (3x), last 6/6/18 at LAA

## STREAKS

SCORELESS	HOMERLESS
13.0 IP 5/14/21 - 6/11/21	45.0 IP 7/15/19 - 8/11/20

## BEST ERA IN AL SINCE 2021 (MIN. 140.0 IP)

PLAYER (TEAM)	ERA
1. Emmanuel Clase (CLE)	1.33 (21 ER in 142.1 IP)
2. Justin Verlander (HOU)	1.75 (34 ER in 175.0 IP)
3. <b>Scott Barlow (KC)</b>	<b>2.30 (38 ER in 148.2 IP)</b>

## PITCHERS W/ 10 WINS & 40 SAVES SINCE 2021

PLAYER (TEAM)	W/SV
Daniel Bard (COL)	13/54
<b>Scott Barlow (KC)</b>	<b>12/40</b>
Liam Hendriks (CWS)	12/75
Craig Kimbrel (CWS/LAD/CHC)	10/46
Jordan Romano (TOR)	12/59

## BEST HOME ERA IN 2022 (MIN. 40.0 IP)

PLAYER (TEAM)	ERA
1. <b>Scott Barlow (KC)</b>	<b>1.50 (7 ER in 42.0 IP)</b>
T2. Sandy Alcantara (MIA)	1.64 (22 ER in 121.0 IP)
T2. Tony Gonsolin (LAD)	1.64 (12 ER in 66.0 IP)
T2. Justin Verlander (HOU)	1.64 (16 ER in 88.0 IP)

## ADDITIONAL CAREER HIGHLIGHTS (CONT.)

+ He finished **2021** with a 2.1 WAR according to *FanGraphs*, 8th best among Major League relievers.

+ Barlow led the Majors with 32 appearances during the pandemic-shortened **2020** season, pitching in 53.3% of the Royals 60 games.

+ In **2019**, he recorded a career-best 92 strikeouts, 2nd most by a Royals rookie reliever, trailing only **Jim York's** 103 strikeouts as a rookie in 1971.

## MINOR LEAGUE HIGHLIGHTS

+ Named a Texas League postseason All-Star in **2017**, going 6-3 with a 2.10 ERA (25 ER in 107.1 IP) with Double-A Tulsa...his ERA would have led the league, but he fell 5.0 innings shy of qualifying for the ERA title.

+ In **2016**, Barlow earned Texas League midseason All-Star honors with Double-A Tulsa.

+ He pitched in 2 games in **2011** after being selected in the 6th round by the Dodgers, but missed the entire **2012** season due to right elbow surgery.

# SCOTT BARLOW (CONT.)

## MISCELLANEOUS NOTES

- + Scott resides in Texarkana, Ark. with his wife, Klancy.
- + Participated in Royals FanFest in **2019** and **2020** and Royals Rally in **2022**...he has been active with Royals Charities by attending the Golf Tournament and Diamond of Dreams and donates items for the Broadcast Auctions.
- + Volunteers to help with children from the Dream Factory and leads youth baseball and softball clinics.
- + Participated in the MLB Japan All-Star Series in **2018**.
- + Graduated from Golden Valley HS in Santa Clarita, Calif. in **2011**...named All-Foothill League in baseball as a senior, going 7-4 with a 3.17 ERA, and set a school record with 17 strikeouts in a game as a junior.
- + Bypassed a scholarship from Fresno State when he signed with the Dodgers in **2011**.

## CAREER TRANSACTIONS

**2011:** Signed by Dodgers in 6th round of First-Year Player Draft (Dennis Moeller)...**2017:** Signed by Royals as a Major League free agent, Dec. 8.

## CAREER PITCHING

YEAR	TEAM	W-L	ERA	G	GS	SV	IP	H	R	ER	HR	HB	BB	SO	BB/9	SO/9	AVG
2011	AZL Dodgers (R)	0-1	27.00	2	0	0	1.2	5	5	5	1	0	2	1	10.8	5.4	.500
2012		Did not pitch (injured)															
2013	Ogden (R)	4-3	6.20	15	15	0	69.2	82	54	48	13	4	32	51	4.1	6.6	.295
2014	Great Lakes (A)	6-7	4.50	23	21	1	106.0	113	64	53	11	8	35	104	3.0	8.8	.269
2015	AZL Dodgers (R)*	0-1	4.00	3	3	0	9.0	8	7	4	1	0	4	11	4.0	11.0	.216
	Great Lakes (A)	0-1	5.79	1	1	0	4.2	8	8	3	2	0	1	1	1.9	1.9	.381
	R. Cucamonga (A+)	8-3	2.52	14	13	0	71.1	61	30	20	4	4	32	64	4.0	8.1	.236
	Oklahoma City (AAA)	0-1	14.73	1	1	0	3.2	7	6	6	0	0	3	3	7.4	7.4	.438
2016	Tulsa (AA)	4-7	3.98	24	23	0	124.1	125	63	55	9	9	52	102	3.8	7.4	.260
2017	Tulsa (AA)	6-3	2.10	19	19	0	107.1	60	33	25	9	5	37	124	3.1	10.4	.161
	Oklahoma City (AAA)	1-3	7.24	7	7	0	32.1	37	36	26	6	3	23	36	6.4	10.0	.276
2018	Surprise (R)*	0-0	0.00	2	2	0	4.0	2	0	0	0	0	3	6	6.8	13.5	.154
	NW Arkansas (AA)*	0-0	2.25	1	1	0	4.0	3	1	1	0	1	0	4	0.0	9.0	.214
	Omaha (AAA)	1-4	6.11	13	10	1	45.2	54	33	31	9	2	21	50	4.1	9.9	.293
	KANSAS CITY	1-1	3.60	6	0	0	15.0	16	7	6	2	0	3	15	1.8	9.0	.258
2019	Omaha (AAA)	0-0	0.00	3	0	1	6.0	3	0	0	0	0	3	5	4.5	7.5	.158
	KANSAS CITY	3-3	4.22	61	0	1	70.1	64	33	33	6	3	37	92	4.7	11.8	.240
2020	KANSAS CITY	2-1	4.20	32	0	2	30.0	27	14	14	4	2	9	39	2.7	11.7	.239
2021	KANSAS CITY	5-3	2.42	71	0	16	74.1	61	20	20	4	2	28	91	3.4	11.0	.223
2022	KANSAS CITY	7-4	2.18	69	0	24	74.1	52	23	18	9	3	22	77	2.7	9.3	.198
<b>MINOR LEAGUE TOTALS</b>		<b>18-12</b>	<b>3.10</b>	<b>239</b>	<b>0</b>	<b>43</b>	<b>264</b>	<b>220</b>	<b>97</b>	<b>91</b>	<b>25</b>	<b>10</b>	<b>99</b>	<b>314</b>	<b>3.4</b>	<b>10.7</b>	<b>.225</b>
<b>MAJOR LEAGUE TOTALS</b>		<b>30-34</b>	<b>4.23</b>	<b>128</b>	<b>116</b>	<b>3</b>	<b>589.2</b>	<b>568</b>	<b>340</b>	<b>277</b>	<b>65</b>	<b>36</b>	<b>248</b>	<b>562</b>	<b>3.8</b>	<b>8.6</b>	<b>.252</b>

\*Minor league injury rehab

## CAREER BATTING

AB	H	2B	3B	HR	RBI	SH	AVG	OBP	SLG
0	0	0	0	0	0	0	.000	.000	.000

## CAREER FIELDING

PCT	G	TC	PO	A	E	DP
.933	239	30	10	18	2	0

## ROYALS GAMES SCORELESS THROUGH 9 INNINGS

Date	Opponent	Result	Length	Date	Opponent	Result	Length
May 13, 1970	at Cleveland	W 1-0	12 inn.	Aug. 2, 1996	vs. NY Yankees	W 4-3	10 inn.
May 24, 1972	vs. Minnesota	L 1-0	12 inn.	July 18, 2001	vs. Seattle	L 2-0	10 inn.
Aug. 23, 1974	at Milwaukee	L 1-0	13 inn.	April 26, 2007	at Minnesota	L 1-0	11 inn.
June 29, 1976	at Minnesota	W 1-0	10 inn.	June 13, 2008	at Arizona	L 1-0	10 inn.
June 11, 1979	vs. Boston	L 4-0	10 inn.	Aug. 21, 2012	at Tampa Bay	W 1-0	10 inn.
May 23, 1981	vs. Minnesota	W 1-0	15 inn.	Sept. 9, 2012	at White Sox	W 2-1	10 inn.
Sept. 14, 1983	at California	W 1-0	14 inn.	Aug. 13, 2013	vs. Miami	L 1-0	10 inn.
April 10, 1985	vs. Toronto	L 1-0	10 inn.	Sept. 22, 2013	vs. Texas	W 4-0	10 inn.
July 20, 1988	at Milwaukee	W 4-0	13 inn.	Sept. 28, 2015	at Cubs	L 1-0	11 inn.
May 6, 1989	at Milwaukee	L 1-0	10 inn.	April 20, 2017	at Texas	L 1-0	13 inn.
Sept. 19, 1990	at Minnesota	L 1-0	11 inn.	Sept. 18, 2019	at Oakland	L 1-0	11 inn.
April 16, 1992	vs. Oakland	L 1-0	10 inn.	April 9, 2022	vs. Cleveland	W 1-0	10 inn.
July 23, 1992	at Cleveland	L 1-0	14 inn.				



**MATT BEATY** (BAY-tee)  
**NON-ROSTER INVITEE**

#27 | IF/OF

B/T	HT/WT	BORN (OPENING DAY AGE)	SERVICE TIME
L/R	6-0/220	April 28, 1993 (29) in Snellville, Ga.	3 years, 101 days
ACQUIRED	SIGNING SCOUT	OPTION YEARS USED	
Signed as MiLB FA, 1/10/23	Marty Lamb (Dodgers)	2/3	

**ROYAL RUNDOWN**

- + 4-year Major League veteran with LAD & SD
- + 2020 World Series champion with LAD
- + First MLB hit (1B) on 4/30/19 off T. Blach
- + First MLB HR on 6/14/19 off K. Hendricks
- + 2017 Texas League midseason All-Star
- + 2017 MiLB.com Organization All-Star
- + 2017 Texas League Player of the Year
- + 2017 Arizona Fall League Rising Star

YEAR	TEAM	G	AB	R	H	2B	3B	HR	RBI	BB	SO	SB	CS	AVG	OBP	SLG
2022	SD	20	43	6	4	1	1	0	1	2	8	0	0	.093	.170	.163
<b>CAREER (4 YRS)</b>		<b>260</b>	<b>546</b>	<b>85</b>	<b>136</b>	<b>25</b>	<b>3</b>	<b>18</b>	<b>92</b>	<b>41</b>	<b>99</b>	<b>7</b>	<b>2</b>	<b>.249</b>	<b>.320</b>	<b>.405</b>

**CAREER HIGHLIGHTS**

+ Matt Beaty joins the Royals in 2023 to mark his third organization in the last three years, after spending the first seven seasons of his pro career with the Dodgers...he played in the Padres organization in 2022.

+ Appeared in 15 postseason games for the Dodgers from 2019-21, going 4-for-19...he recorded a hit in 3 of his first 4 games of the 2019 NLDS vs. Washington.

+ Made Dodgers Opening Day roster in 2020 and 2021...appeared in 2 games during the 2020 NLCS and was on the World Series champion roster, but did not play.

+ A left-handed hitter, Beaty has hit 17 of his 18 career home runs vs. right-handed pitchers.

**2022 HIGHLIGHTS**

+ Beaty appeared in 20 games in the Majors in 2022 and made his third consecutive Opening Day roster, his first with San Diego...the majority of his season was spent dealing with a left shoulder impingement.

+ Played in 35 games for Triple-A El Paso, including 21 games rehabbing a left shoulder injury...he batted .270 (34-for-126) with 19 runs, 5 extra-base hits and 13 RBI for the Chihuahuas.

+ Recorded a 4-hit game in 3 of his rehab games on May 25 vs. Sugarland, Aug. 2 vs. Albuquerque and Aug. 13 vs. Sugarland.

**MINOR LEAGUE HIGHLIGHTS**

+ Amassed a historic 2017 season in Double-A Tulsa, slashing .327/.378/.505 (143-for-438) with 31 doubles, 15 home runs, 69 RBI and 221 total bases...at season's end, he won MiLB.com Organization All-Star honors and the Texas League Player of the Year crown.

+ He played in 17 games for Glendale in the 2017 Arizona Fall League, earning Rising Star honors after hitting 6 doubles and 2 home runs for a .700 OPS.

+ In 2016, he garnered California League postseason All-Star honors after hitting .297 (145-for-489) with High-A Rancho Cucamonga over 124 games...he hit 30 doubles and 11 home runs while recording in 88 RBI.

**MISCELLANEOUS NOTES**

+ Matt resides in Litchfield Park, Ariz., with his wife Jessica and their dog, Grainger...Jessica and Matt graduated from Dresden High School (Tenn.) in 2011 together...Matt earned All-State honors three times and also played basketball, golf and football.

**CAREER HIGHS**

HITS	RUNS
4, 5/2/21 at MIL	3 (2x), last 5/2/21 at MIL
DOUBLES	RBI
2, 6/30/19 at COL	7, 5/2/21 at MIL
TRIPLES	STOLEN BASES
1 (3x), last 4/24/22 vs. LAD	1 (7x), last 8/21/21 vs. NYM
HOME RUNS	WALKS
1 (18x), last 10/3/21 vs. MIL	2 (5x), last 4/27/21 vs. CIN

**STREAKS**

HITTING	ON BASE
6 8/16/20 - 8/29/20	9 8/11/19 - 8/21/19

**MATT BEATY 2022 TIMELINE**

DATE	EVENT
March 28	Traded from LAD to SD for IF River Ryan
April 7	Named to 3rd Opening Day roster, 1st w/ SD
May 8	Placed on 10-day IL (left shoulder impingement)
May 24	Sent to El Paso (AAA) for rehab assignment
May 30	Returned from rehab assignment
June 17	Transferred to 60-day Injured List
July 4	Sent to ACL (R) for rehab assignment
July 8	Transferred to El Paso (AAA) for rehab
July 12	Returned from rehab assignment
July 27	Sent to El Paso (AAA) for rehab assignment
Aug. 15	Returned from rehab assignment
Aug. 16	Optioned to El Paso (AAA)
Sept. 1	Recalled to SD
Sept. 10	Designated for assignment
Sept. 13	Elected free agency in lieu of minors

**MISCELLANEOUS NOTES (CONT.)**

+ Matt and Jessica started the "Matt Beaty Fund" in 2019 to serve as inspiration, motivation and helpful resources for students and athletes to help achieve their dreams...they help Weakley County student athletes advance to the next level and the county's local sports programs.

+ He attended Belmont University (Tenn.), where he was named to the Ohio Valley Conference Commissioner's Honor Roll in 2013 and the Atlantic Sun All-Freshman Team in 2012.

# MATT BEATY (CONT.)

## CAREER TRANSACTIONS

**2011:** Selected by Kansas City in 48th round of Draft...did not sign...**2015:** Selected by Dodgers in 12th round of Draft (Marty Lamb)...**2019:** Placed on 10-day IL, strained left hip flexor, June 5-13...**2022:** Acquired by San Diego from Dodgers for IF **River Ryan**, March 28...placed on 10-day IL, left shoulder impingement, May 8-June 16...transferred to 60-day IL, June 17-Aug. 15...**2023:** Signed by Kansas City as minor league free agent, Jan. 10.

## CAREER BATTING

YEAR	TEAM	G	AB	R	H	2B	3B	HR	RBI	SF	HB	BB	SO	SB	CS	AVG	OBP	SLG	OPS
2015	Ogden (R)	6	25	3	12	1	0	0	3	0	0	2	3	2	2	.480	.519	.520	1.039
	Great Lakes (A)	62	246	37	73	7	2	4	25	3	2	21	28	2	1	.297	.353	.390	.743
2016	R. Cucamonga (A+)	124	489	66	145	30	0	11	88	7	6	40	74	6	1	.297	.352	.425	.777
2017	Tulsa (AA)	116	438	61	143	31	1	15	69	4	4	35	54	3	3	.326	.378	.505	.883
2018	AZL Dodgers (R)	3	8	0	3	0	0	0	2	0	0	0	0	0	0	.375	.375	.375	.750
	Okla. City (AAA)	31	101	13	28	10	0	1	12	1	5	12	17	0	0	.277	.378	.406	.784
2019	R. Cucamonga (A+)	2	7	2	2	2	0	0	1	0	0	2	0	0	0	.286	.286	.571	.857
	Okla. City (AAA)	32	121	17	37	7	1	3	18	0	4	10	12	0	0	.306	.378	.455	.833
	LA DODGERS	99	249	36	66	19	1	9	46	0	2	17	33	5	0	.265	.317	.458	.775
2020	LA DODGERS	21	50	8	11	1	0	2	5	0	2	2	14	0	0	.220	.278	.360	.638
2021	Okla. City (AAA)*	9	28	5	10	3	0	4	0	5	2	8	0	0	0	.357	.486	.464	.950
	LA DODGERS	120	204	35	55	4	1	7	40	0	10	20	44	2	2	.270	.363	.402	.765
2022	ACL Padres (R)*	3	8	0	0	0	0	0	0	0	1	1	0	0	0	.000	.111	.000	.111
	El Paso (AAA)*	35	126	19	34	2	1	2	13	0	5	14	27	0	0	.270	.366	.349	.715
	SAN DIEGO	20	43	6	4	1	1	0	1	0	2	2	8	0	0	.093	.170	.163	.333
MINOR LEAGUE TOTALS		423	1597	223	487	93	5	36	235	15	31	137	226	13	7	.305	.368	.437	.805
MAJOR LEAGUE TOTALS		260	546	85	136	25	3	18	92	0	16	41	99	7	2	.249	.320	.405	.725

\*Minor league injury rehab

## CAREER FIELDING

YEAR	POSITION	PCT	G	GS	INN	TC	PO	A	E	DP
2019	FIRST BASE	.986	35	21	205.0	219	197	19	3	15
	THIRD BASE	1.000	9	7	58.0	11	4	7	0	1
	LEFT FIELD	1.000	34	25	233.2	46	45	1	0	0
	RIGHT FIELD	1.000	2	1	10.0	1	1	0	0	0
2020	FIRST BASE	1.000	13	8	76.0	71	68	3	0	8
	LEFT FIELD	1.000	2	1	6.0	3	3	0	0	0
2021	FIRST BASE	1.000	21	16	116.0	118	110	8	0	11
	THIRD BASE	.800	5	0	11.0	5	1	3	1	0
	LEFT FIELD	.917	28	20	162.1	24	21	1	2	0
	RIGHT FIELD	.923	20	8	86.0	13	12	0	1	0
2022	FIRST BASE	1.000	3	0	10.0	5	5	0	0	0
	LEFT FIELD	1.000	2	2	13.0	1	1	0	0	0
	RIGHT FIELD	1.000	10	9	57.2	8	8	0	0	0
CAREER TOTALS (1B)		.993	72	45	407.0	413	380	30	3	34
CAREER TOTALS (3B)		.938	14	7	69.0	16	5	10	1	1
CAREER TOTALS (LF)		.973	66	48	415.0	74	70	2	2	0
CAREER TOTALS (RF)		.955	32	18	153.2	22	21	0	1	0

## POSTSEASON BATTING

YEAR	SERIES	TEAM/OPP	G	AB	R	H	2B	3B	HR	RBI	S	SF	HBP	BB	SO	SB	CS	AVG	OBP	SLG
2019	NLDS	LAD vs. WAS	4	8	1	3	0	0	0	0	0	0	0	0	1	0	0	.375	.375	.375
2020	NLCS	LAD vs. ATL	2	0	0	0	0	0	0	0	0	2	1	0	0	0	0	-	1.000	-
2021	NLWC	LAD vs. STL	1	3	0	0	0	0	0	0	0	0	0	0	0	0	0	.000	.000	.000
	NLDS	LAD vs. SF	4	5	0	1	0	0	1	0	0	0	0	1	0	0	0	.200	.200	.200
	NLCS	LAD vs. ATL	4	3	0	0	0	0	0	0	0	0	0	0	0	0	0	.000	.000	.000
POSTSEASON TOTALS			15	19	1	4	0	0	1	0	0	2	1	2	0	0	0	.211	.318	.211



**DAIRON BLANCO**  
**NON-ROSTER INVITEE**

#44 | OF

B/T	HT/WT	BORN (OPENING DAY AGE)	SERVICE TIME
R/R	6-0/200	April 26, 1993 (29) in Florida, Cuba	20 days
ACQUIRED	SIGNING SCOUT	OPTION YEARS USED	
Trade w/ A's, 7/27/19	Raymond Abreu (Athletics)	0/3	

**ROYAL RUNDOWN**

- + First MLB hit (1B) on 5/20/22 off D. Smeltzer
- + 2019 MiLB.com Organization All-Star (OAK)
- + 2022 MiLB.com Organization All-Star
- + 2018 Carolina League All-Star
- + 2022 LIDOM Champion with Lacey
- + 2018 Carolina League All-Star Game MVP
- + 2019 Texas League midseason All-Star
- + Spent 4 seasons in Cuban National Series

YEAR	TEAM	G	AB	R	H	2B	3B	HR	RBI	BB	SO	SB	CS	AVG	OBP	SLG
2022	KC	5	7	1	2	0	0	0	2	0	4	1	0	.286	.286	.286

**CAREER HIGHLIGHTS**

- + **Dairon Blanco** had his contract selected on May 19, **2022** and made his Major League debut the next night vs. Minnesota, and singled in his 2nd plate appearance off **Devin Smeltzer**.
- + Stole 41 bases in **2021**, 2nd to only **Tyler Tolbert** (55) among Royals farmhands.
- + On July 27, **2019**, he was acquired by Kansas City with RHP **Ismael Aquino** for LHP **Jake Diekman**... at the time of the trade, he was leading Double-A Midland in hits, total bases, RBI and stolen bases, earning Texas League midseason All-Star honors.
- + In his stateside debut in **2018**, he was named a Carolina League All-Star and earned All-Star Game MVP honors after recording 4 hits with 1 double and 1 home run.

**2022 HIGHLIGHTS**

- + Appeared in 5 games with the Royals, which included his 1st career hit, run scored, RBI and stolen base from May 20-28...he was outrighted off the roster on June 7.
- + Played in 107 games with Triple-A Omaha and collected 45 stolen bases, 2nd to only **Tyler Tolbert** (60) among Royals farmhands.
- + Played for three teams in the **2022-23** offseason, beginning with Ponce in the Puerto Rican Winter League, with whom he set the PRWL 50-game season record of 25 stolen bases...finished with the Lacey Tigers of the Dominican Winter League, and helped them claim their 23rd championship.

**MISCELLANEOUS NOTES**

- + Dairon resides in Miami, Fla.
- + From **2012-15**, he played parts of four seasons in the Cuban National Series...he appeared in 318 games and maintained a .301 batting average.

**CAREER TRANSACTIONS**

**2017:** Signed by Oakland as an international free agent (Raymond Abreu)...**2019:** Acquired by Kansas City from Oakland with RHP **Ismael Aquino** for LHP **Jake Diekman**, July 27.

**CAREER BATTING**

YEAR	TEAM	G	AB	R	H	2B	3B	HR	RBI	SF	HB	BB	SO	SB	CS	AVG	OBP	SLG	OPS
2018	Stockton (A+)	82	313	39	91	13	10	1	37	5	2	25	66	22	2	.291	.342	.406	.748
2019	Midland (AA)	78	301	57	83	13	12	7	44	1	2	29	95	27	7	.276	.342	.468	.810
	NW Arkansas (AA)	32	126	10	29	7	1	0	5	0	1	8	42	6	6	.230	.281	.302	.583
2020	Did not play (no minor league season)																		
2021	NW Arkansas (AA)	79	291	62	84	11	5	9	38	1	8	25	64	32	9	.289	.360	.454	.814
	Omaha (AAA)	38	131	21	33	6	0	5	15	0	4	11	31	9	5	.252	.329	.412	.741
2022	Omaha (AAA)	107	366	63	110	20	3	14	61	5	6	35	98	45	7	.301	.367	.486	.853
	KANSAS CITY	5	7	1	2	0	0	0	2	0	0	4	1	0	0	.286	.286	.286	.572
<b>MINOR LEAGUE TOTALS</b>		<b>416</b>	<b>1528</b>	<b>252</b>	<b>430</b>	<b>70</b>	<b>31</b>	<b>36</b>	<b>200</b>	<b>12</b>	<b>23</b>	<b>133</b>	<b>396</b>	<b>141</b>	<b>36</b>	<b>.281</b>	<b>.346</b>	<b>.438</b>	<b>.784</b>
<b>MAJOR LEAGUE TOTALS</b>		<b>5</b>	<b>7</b>	<b>1</b>	<b>2</b>	<b>0</b>	<b>0</b>	<b>0</b>	<b>2</b>	<b>0</b>	<b>0</b>	<b>4</b>	<b>1</b>	<b>0</b>	<b>0</b>	<b>.286</b>	<b>.286</b>	<b>.286</b>	<b>.572</b>

**CAREER FIELDING**

YEAR	POSITION	PCT	G	GS	INN	TC	PO	A	E	DP
2022	CENTER FIELD	1.000	3	2	17.0	6	6	0	0	0
<b>CAREER TOTALS (CF)</b>		<b>1.000</b>	<b>3</b>	<b>2</b>	<b>17.0</b>	<b>6</b>	<b>6</b>	<b>0</b>	<b>0</b>	<b>0</b>



# JONATHAN BOWLAN



## JONATHAN BOWLAN

#62 | RHP

<b>B/T</b>	<b>HT/WT</b>	<b>BORN (OPENING DAY AGE)</b>	<b>SERVICE TIME</b>
R/R	6-6/235	Dec. 1, 1996 (26) in Arlington, Tenn.	0 days
<b>ACQUIRED</b>	<b>SIGNING SCOUT</b>	<b>OPTION YEARS USED</b>	
2nd round, 2018 Draft	Travis Ezi (Royals)	1/3	

### ROYAL RUNDOWN

- + Texas League POW Aug. 22-28, 2022
- + Returned from TJ in June 2022
- + Added to 40-man roster on 11/19/21
- + Had Tommy John Surgery in June 2021
- + Threw no-hitter for Wilmington on 7/15/19
- + 2019 South Atlantic League All-Star

### CAREER HIGHLIGHTS

- + **Jonathan Bowlan** in **2021** went 2-0 with a 1.59 ERA (3 ER in 17.0 IP) and 25 strikeouts (13.2 K/9) through his first 4 starts at Double-A Northwest Arkansas, but exited his 4th start due to injury on May 23 and underwent Tommy John Surgery during the first week of June.
- + Spent the **2020** season at the Alternate Training Site and participated in the Royals postseason camp at Kauffman Stadium in October.
- + In his first full season in **2019**, Bowlan ranked among the Royals minor league leaders in wins (11, tied for 2nd), strikeouts (150, 3rd), innings (146.0, 5th) and starts (23, 8th)...among Royals pitchers who worked at least 80.0 innings, he ranked 1st in K/BB ratio (6.52) and 2nd in WHIP (0.99).
- + He had a 3.14 ERA (51 ER in 146.0 IP) in **2019**, and earned South Atlantic League midseason All-Star honors.
- + Bowlan threw the second no-hitter in Wilmington history on July 15, **2019**, recording 9 strikeouts and no walks on 98 pitches (63 strikes)...the lone baserunner reached on a throwing error in the 2nd inning.
- + He was the last of five college pitchers selected by the Royals in the first 2 rounds of the **2018** Draft.

### 2022 HIGHLIGHTS

- + Made his return from Tommy John Surgery on June 17, **2022**, 12 months after his surgery...he made 7 starts in the Arizona Complex League and 1 start at High-A Quad Cities before joining Double-A Northwest Arkansas for his final 9 starts.
- + Named Texas League Pitcher of the Week for the period of Aug. 22-28, after earning a 7-2 win vs. Springfield in which he allowed just 2 hits and 2 walks over 5.0 scoreless innings.

### MISCELLANEOUS NOTES

- + Jonathan resides in Arlington, Tenn.
- + Graduated from Bartlett HS (Tenn.), where he was named Male Athlete of the Year as a senior.
- + Pitched at the University of Memphis, where he posted a 3.71 ERA (35 ER in 85.0 IP) with 104 strikeouts as a junior in **2018**...on April 28, he recorded a school-record and Division I-best 18 strikeouts in a complete game win over South Florida.
- + His father, Mark, threw the lone perfect game in the history of the University of Memphis program and pitched in the Cardinals organization for two seasons.

### CAREER PITCHING

YEAR	TEAM	W-L	ERA	G	GS	SV	IP	H	R	ER	HR	HB	BB	SO	BB/9	SO/9	AVG
2018	Idaho Falls (R)	1-4	6.94	9	9	0	35.0	51	30	27	6	0	9	23	2.3	5.9	.329
2019	Lexington (A)	6-2	3.36	13	11	1	69.2	55	30	26	4	8	10	74	1.3	9.6	.216
	Wilmington (A+)	5-3	2.95	13	12	0	76.1	66	25	25	5	0	13	76	1.5	9.0	.237
2020		Did not play (no minor league season)															
2021	NW Arkansas (AA)	2-0	1.59	4	4	0	17.0	13	3	3	0	0	3	25	1.6	13.2	.206
2022	ACL Royals (R)	0-1	5.12	7	7	0	19.1	29	11	11	1	1	4	26	1.9	12.1	.354
	Quad Cities (A+)	0-0	0.00	1	1	0	4.0	6	0	0	0	0	1	6	2.3	13.5	.333
	NW Arkansas (AA)	1-3	6.92	9	9	0	39.0	51	33	30	7	4	17	30	3.9	6.9	.317
<b>MINOR LEAGUE TOTALS</b>		<b>15-13</b>	<b>4.22</b>	<b>56</b>	<b>53</b>	<b>1</b>	<b>260.1</b>	<b>271</b>	<b>132</b>	<b>122</b>	<b>23</b>	<b>13</b>	<b>57</b>	<b>260</b>	<b>2.0</b>	<b>9.0</b>	<b>.268</b>

### CAREER TRANSACTIONS

**2018:** Selected by Kansas City in 2nd round of Draft (Travis Ezi).

### KANSAS CITY ROYALS ON SOCIAL MEDIA

The Royals are extremely active in all facets of social media. Fans can follow the official club accounts:

- Facebook:** /Royals
- Instagram:** @KCRoyals
- Snapchat:** 'Royals'
- TikTok:** @Royals
- Twitter:** @Royals

Fans can also follow the Twitter accounts below for supplemental information on all things Royals:

- @RoyalRundown** Royals blog for news and stats
- @RoyalsPD** Royals Player Development
- @RoyalsCharities** Official Account of Royals Charities
- @RoyalsAuthentic** Official Account of Royals Memorabilia
- @Sluggerrr** Official Account of Royals Mascot



**JOSÉ BRICEÑO** (bree-SENN-yoh) #76 | C  
**NON-ROSTER INVITEE**

<b>B/T</b>	<b>HT/WT</b>	<b>BORN (OPENING DAY AGE)</b>	<b>SERVICE TIME</b>
R/R	6-1/230	Sept. 19, 1993 (30) in Caracas, Venezuela	153 days
<b>ACQUIRED</b>	<b>SIGNING SCOUTS</b>		<b>OPTION YEARS USED</b>
Signed as MiLB FA, 1/18/23	Rolando Fernandez/Francisco Cartaya (Rockies)		2/3

**ROYAL RUNDOWN**

+ 2-year Major League veteran with LAA	+ First MLB hit (1B) on 5/28/18 off S. Gray
+ 12-year Minor League veteran (658 games)	+ First MLB HR on 5/28/18 off C. Shreve
+ 6-year Venezuelan Winter League veteran	+ ML Spring Training invitee in 2017, 2023
+ Spent 2022 with Triple-A Omaha	+ 2014 MiLB.com Organization All-Star (COL)

YEAR	TEAM	G	AB	R	H	2B	3B	HR	RBI	BB	SO	SB	CS	AVG	OBP	SLG
<b>CAREER (2 YRS)</b>		<b>48</b>	<b>122</b>	<b>12</b>	<b>29</b>	<b>2</b>	<b>0</b>	<b>5</b>	<b>10</b>	<b>9</b>	<b>36</b>	<b>0</b>	<b>1</b>	<b>.238</b>	<b>.301</b>	<b>.377</b>

**CAREER HIGHLIGHTS**

- + José Briceño rejoins the Royals in **2023** after spending **2022** in Triple-A Omaha, with whom he signed a minor league deal on May 23.
- + The Royals mark his fourth organization, after spending time with the Colorado Rockies (**2010-14, 2021**), Atlanta Braves (**2015**) and Los Angeles Angels (**2016-20**).
- + Began the **2021** season in Triple-A Albuquerque, where he played in 33 games before he was released on July 21...he signed with the Independent League Lexington Legends and played in 38 games, where he posted a 1.077 OPS and guided them to the Atlantic League championship.
- + He was teammates with Major League veterans **Brandon Phillips**, **Jeremy Jeffress** and **Jordan Pacheco** while with Lexington in **2021**.
- + Was limited to just 22 Triple-A games in **2019** due to a shoulder strain.
- + Played in 46 games with the Angels in **2018**, including his Major League debut on May 26 at Yankee Stadium...went 2-for-4 with 1 home run and 2 RBI in his debut, becoming the seventh Angels player to hit a home run in his Majors debut.
- + Recorded pinch-hit homers on Sept. 23 at Houston and Sept. 24, **2018** vs. Texas, joining **Jack Howell** (May 15 & 17, 1996) as the only players in Angels history with pinch-hit HR in consecutive games.
- + Received his first invitation to Major League Spring Training with the Angels in **2017**.
- + Won the Angels Minor League Defensive Player of the Year Award in **2016**.
- + Was acquired by the Angels with IF **Andrelton Simmons** for IF **Erick Aybar**, RHP **Chris Ellis** and LHP **Sean Newcomb** on Nov. 12, **2016**.

**CAREER TRANSACTIONS**

**2009:** Signed by Colorado as an international free agent (Rolando Fernandez/Francisco Cartaya), July 3...**2015:** Acquired by Atlanta from Colorado with C **Chris O'Dowd** for RHP **David Hale** and RHP **Gus Schlosser**, Jan. 30...acquired by Angels with IF **Andrelton Simmons** for IF **Erick Aybar**, RHP **Chris Ellis** and LHP **Sean Newcomb**, Nov. 12...**2019:** Released by Angels, Aug. 8...signed by Angels as a minor league free agent, Sept. 1...**2020:** Signed by Colorado as a minor league free agent, Nov. 16...**2022:** Signed by Kansas City as a minor league free agent, May 24...**2023:** Signed by Kansas City as a minor league free agent, Jan. 18.

**CAREER HIGHS**

<b>HITS</b>	<b>RUNS</b>
3, 6/15/18 at OAK	2, 5/26/18 at NYY
<b>DOUBLES</b>	<b>RBI</b>
1 (2x), last 8/13/18 at SD	2, 5/26/18 at NYY
<b>TRIPLES</b>	<b>STOLEN BASES</b>
-	-
<b>HOME RUNS</b>	<b>WALKS</b>
1 (2x), last 9/24/18 vs. TEX	2 (2x), last 9/9/18 at CWS

**STREAKS**

<b>HITTING</b>	<b>ON BASE</b>
5 8/3/18 - 8/10/18	6 9/23/18 - 9/5/20 (2)

**CAREER HIGHLIGHTS (CONT.)**

- + Was acquired by Atlanta with C **Chris O'Dowd** for RHP **David Hale** and RHP **Gus Schlosser** on Jan. 30, **2015**...spent the season in High-A Carolina, where he appeared in 88 games.
- + Earned MiLB.com Organization All-Star honors in **2014** after batting .283 (150-for-315) in 84 games with Low-A Asheville.
- + Debuted with the DSL Rockies in **2010**.

**2022 HIGHLIGHTS**

- + Briceño signed with Kansas City on May 23, **2022** and reported to Triple-A Omaha, where he spent the entire season, recording 33 hits in 41 games.
- + He appeared in 37 games (34 starts) at catcher, and also appeared in 3 games (1 start) at first base and made 1 start as the designated hitter.

**MISCELLANEOUS NOTES**

- + Briceño resides in Mesa, Ariz.

## JOSÉ BRICEÑO (CONT.)

CAREER BATTING																			
YEAR	TEAM	G	AB	R	H	2B	3B	HR	RBI	SF	HB	BB	SO	SB	CS	AVG	OBP	SLG	OPS
2010	DSL Rockies	52	151	12	31	6	0	0	17	2	3	17	28	9	5	.205	.295	.245	.540
2011	DSL Rockies	47	160	26	46	10	1	0	18	4	6	23	22	12	3	.288	.389	.363	.752
2012	Grand Junction (R)	7	23	5	9	0	0	2	5	0	1	2	2	0	0	.391	.462	.652	1.114
2013	Grand Junction (R)	36	153	32	51	16	0	9	30	1	1	5	30	8	2	.333	.356	.614	.970
	Asheville (A)	26	91	12	24	6	0	1	8	0	0	5	20	1	0	.264	.302	.363	.665
2014	Asheville (A)	84	315	38	89	23	1	12	50	1	10	16	57	8	4	.283	.336	.476	.812
2015	Carolina (A+)	88	311	32	57	14	0	4	20	2	1	12	52	2	0	.183	.215	.267	.482
2016	Inland Empire (A+)	33	125	10	30	6	0	1	11	3	0	9	28	1	1	.240	.285	.312	.597
	Arkansas (AA)	62	227	25	51	12	2	3	21	1	0	11	42	2	2	.225	.259	.335	.594
	Salt Lake (AAA)	3	10	2	3	1	0	0	3	0	0	2	1	0	0	.300	.417	.400	.817
2017	Mobile (AA)	92	351	34	68	12	2	9	41	2	0	23	73	7	2	.194	.242	.316	.558
	Salt Lake (AAA)	3	10	1	2	0	0	0	0	0	0	0	1	1	0	.200	.200	.200	.400
2018	Salt Lake (AAA)	29	112	22	31	5	0	8	25	2	0	4	22	3	0	.277	.297	.536	.833
	LA ANGELS	46	117	12	28	2	0	5	10	0	2	8	35	0	1	.239	.299	.385	.684
2019	Salt Lake (AAA)	22	79	8	17	3	0	4	17	0	2	3	20	2	0	.215	.262	.405	.667
2020	LA ANGELS	2	5	0	1	0	0	0	0	0	1	1	1	0	0	.200	.333	.200	.533
2021	Albuquerque (AAA)	33	101	14	22	7	0	5	15	3	1	6	24	1	0	.218	.261	.436	.697
2022	Omaha (AAA)	41	131	18	33	8	0	4	21	1	3	6	31	0	0	.252	.298	.405	.703
MINOR LEAGUE TOTALS		658	2350	291	564	129	6	62	302	22	28	144	453	57	19	.240	.289	.379	.668
MAJOR LEAGUE TOTALS		48	122	12	29	2	0	5	10	0	2	9	36	0	1	.238	.301	.377	.678

CAREER FIELDING												
YEAR	POSITION	PCT	G	GS	INN	TC	PO	A	E	DP		
2018	CATCHER	.993	41	34	302	303	269	32	2	2		
	FIRST BASE	1.000	2	0	2	1	1	0	0	0		
2020	CATCHER	.941	2	2	15	17	16	0	1	0		
CAREER TOTALS (C)		.991	43	36	317	320	285	32	3	2		
CAREER TOTALS (1B)		1.000	2	0	2	1	1	0	0	0		

## ROSTER BY BIRTHPLACE

<b>Alabama (2)</b>		<b>Illinois (4)</b>		<b>Virginia (4)</b>	
Brewer Hicklen	Huntsville	Nicky Lopez	Naperville	Taylor Clarke	Ashburn
Tyler Tolbert	Birmingham	Michael Massey	Palos Park	Nate Eaton	Chester
<b>Arizona (3)</b>		John Rave	Canton	Daniel Lynch	Newport News
Brooks Kriske	Scottsdale	Ryan Weiss	South Elgin	Vinnie Pasquantino	Richmond
Logan Porter	Phoenix	<b>Indiana (1)</b>		<b>Wisconsin (1)</b>	
Josh Taylor	Phoenix	Clay Dungan	Muncie	Alec Marsh	Milwaukee
<b>California (8)</b>		<b>Iowa (1)</b>		<b>Cuba (2)</b>	
Kris Bubic	Cupertino	Tyler Cropley	Sioux City	Dairon Blanco	Florida
Matt Duffy	Long Beach	<b>Missouri (1)</b>		Aroldis Chapman	Holguin
Amir Garrett	Apple Valley	Dylan Coleman	Potosi	<b>Dominican Republic (4)</b>	
Kyle Isbel	Fontana	<b>Nebraska (1)</b>		Jose Cuas	Santo Domingo
Nick Pratto	Huntington Beach	Jakson Reetz	Hickman	Yefri Del Rosario	Miches
Josh Staumont	La Habra	<b>North Carolina (3)</b>		Diego Hernandez	Santo Domingo
Samad Taylor	Corona	Jackson Kowar	Weddington	Franmil Reyes	Bani
Nick Wittgren	Torrance	Jordan Lyles	Florence	<b>Panama (1)</b>	
<b>Connecticut (1)</b>		Evan Sisk	Pineville	Johan Camargo	Panama City
Scott Barlow	New London	<b>Ohio (1)</b>		<b>Venezuela (8)</b>	
<b>Florida (5)</b>		Mike Mayers	Grove City	José Briceño	Caracas
Zack Greinke	Orlando	<b>Tennessee (3)</b>		Max Castillo	Caracas
MJ Melendez	Daytona Beach	Jonathan Bowlan	Arlington	Freddy Fermin	Puerto Ordaz
Andrés Núñez	Southwest Ranches	Tyler Gentry	Memphis	Maikel Garcia	La Sabana
Brady Singer	Leesburg	Collin Snider	Murfreesboro	Carlos Hernández	Guayana
Luca Tresh	Clearwater	<b>Texas (5)</b>		Edward Olivares	Caracas
<b>Georgia (5)</b>		Hunter Dozier	Wichita Falls	Salvador Perez	Valencia
Matt Beaty	Snellville	Jonathan Heasley	Plano	Angel Zerpa	Valle de la Pascua
Austin Cox	Macon	Nick Loftin	Corpus Christi		
Brad Keller	Snellville	Bobby Witt Jr.	Colleyville		
Richard Lovelady	Hinesville	Ryan Yarbrough	Austin		
Drew Waters	Atlanta				



<b>KRIS BUBIC (boo-bich)</b>			<b>#50   LHP</b>
<b>B/T</b>	<b>HT/WT</b>	<b>BORN (OPENING DAY AGE)</b>	<b>SERVICE TIME</b>
L/L	6-3/230	Aug. 19, 1997 (25) in Cupertino, Calif.	2 years, 135 days
<b>ACQUIRED</b>	<b>SIGNING SCOUT</b>	<b>CONTRACT STATUS</b>	
Comp Round, 2018 Draft	Josh Hallgren (Royals)	1st year arb eligible	

<b>ROYAL RUNDOWN</b>			
+ 3-year Major League veteran, all with Royals	+ 2019 SiriusXM All-Star Futures Game selection		
+ 39 GDP since 2021 are most in AL	+ 2019 Carolina League postseason All-Star		
+ 2019 Paul Splittorff Minors Pitcher of Year	+ 2018 Pioneer League midseason All-Star		
+ 2019 Wilmington Pitcher of the Year	+ First MLB win: 9/11/20 vs. PIT		

YEAR	TEAM	W	L	ERA	G	GS	IP	H	R	ER	HR	BB	SO	BB/9	SO/9	AVG
2022	KC	3	13	5.58	28	27	129.0	156	87	80	18	63	110	4.4	7.7	.306
<b>CAREER (3 YRS)</b>	<b>10</b>	<b>26</b>	<b>4.89</b>	<b>67</b>	<b>57</b>	<b>309.0</b>	<b>329</b>	<b>183</b>	<b>168</b>	<b>48</b>	<b>144</b>	<b>273</b>	<b>4.2</b>	<b>8.0</b>	<b>.275</b>	

**CAREER HIGHLIGHTS**

- + Since **2021**, **Kris Bubic** has induced 39 groundball double plays, most in the American League and 2nd most in the Majors, trailing only **Logan Webb** (40).
- + Made his Major League debut in **2020**, after recording just 1871 innings over 36 starts in the minors...according to Royals Hall of Fame Director, **Curt Nelson**, Bubic became the seventh known player in club history (excluding Rule 5 picks) to make the jump from A-ball to the Majors.
- + He was the fourth of five college pitchers selected (40th overall) by the Royals in the first 2 rounds of the **2018** Draft.

**2022 HIGHLIGHTS**

- + Bubic in **2022** tied **Daniel Lynch** for the team high with 27 starts, and for the 2nd straight year he led the team in double plays induced, as his 19 ranked 4th in the AL.
- + Had a 13-start stretch from June 4-Aug. 10 in which he recorded a 3.59 ERA (29 ER in 72.2 IP), before going 0-7 over his next 7 starts...after a no-decision on Sept. 24, Bubic snapped the skid with a 7-1 win in Cleveland on Oct. 1, in which he threw 5.0 scoreless innings with 8 strikeouts.

**ADDITIONAL CAREER HIGHLIGHTS**

- + On Aug. 21, **2021** at Wrigley Field, Bubic took a no-hit bid into the 7th inning...after he walked the second batter of the game, he retired the next 17, including 7 strikeouts in a nine-batter span...despite no raindrops falling, the game was interrupted by a 34-minute "rain" delay in the top of the 7th...once play resumed, he issued a walk to the first batter, followed by a 2-run HR.
- + Named Royals Pitcher of the Month for September/October **2021**, posting a 2.20 ERA (8 ER in 32.2 IP) in 6 starts to mark the best ERA in September/October by a Royal (min. 5 starts) since **Zack Greinke** had a 1.38 ERA (6 ER in 39.0 IP) to end his 2009 Cy Young Award-winning season.
- + Bubic recorded 49 strikeouts in 50.0 innings in **2020** for an 8.82 K/9, setting the club rookie record (min. 10 starts), besting **Bob Johnson's** previous mark of 8.66 (206 K in 214.0 IP) set in 1970.

**MINOR LEAGUE HIGHLIGHTS**

- + Led the minor leagues with 185 strikeouts in **2019**, a season in which he was named to the SiriusXM All-Star Futures Game, a Carolina League postseason All-Star and a *Baseball America* High Class-A All-Star.
- + Named Advanced-A Wilmington Pitcher of the Year in **2019**, going 11-5 with a 2.23 ERA (37 ER in 149.1 IP) in 26 starts.

**CAREER HIGHS**

STRIKEOUTS	INNINGS
9, 8/21/21 at CHC	7.0 (4x), last 7/24/22 vs. TB

**STREAKS**

SCORELESS	HOMERLESS
17.2 IP 5/6/21 - 5/18/21	26.2 IP 5/2/21 - 5/28/21

**MOST GDP INDUCED SINCE 2021**

PLAYER (TEAM)	GDP
1. Logan Webb (SF)	40
2. <b>Kris Bubic (KC)</b>	<b>39</b>
3. Sandy Alcantara (MIA)	38

**BUBIC'S 2022 TIMELINE**

DATES	G/GS	W-L	ERA
April 10-May 11+	6/5	0-3	12.83
<b>June 4-Aug. 10</b>	<b>13/13</b>	<b>2-3</b>	<b>3.59</b>
Aug. 15-Oct. 1*	9/9	1-7	6.70

- \*includes 5.0 scoreless innings in his final start
- +made 3 starts at Triple-A Omaha from May 15-27

**MINOR LEAGUE HIGHLIGHTS (CONT.)**

- + Additional accolades in 2019 included being named the **Paul Splittorff** Pitcher of the Year, an MiLB.com Organization All-Star and the MiLB.com Fan Choice for Best Starting Pitcher.
- + Pitched back-to-back complete games in 2019, on Aug. 8 and Aug. 15, including a 1-hit shutout in the latter, with the lone hit coming to begin the 9th inning.
- + Had 7 starts with at least 10 strikeouts in **2019**, including a career-best 12 strikeouts with Lexington on April 12.
- + Named a Pioneer League midseason All-Star in **2018**.

**MISCELLANEOUS NOTES**

- + Kris resides in Cupertino, Calif.
- + In **2020**, he donated proceeds from his Cameo account to Royals Charities and the Harvester Food Network.
- + Attended Stanford University, where he went 8-1 with a 2.62 ERA (25 ER in 86.0 IP) and 101 strikeouts in 15 starts as a junior in **2018** for the Pac-12 champions... named All-Pac 12 and was one of 40 players named to the Golden Spikes Award midseason Watch List.
- + Majored in communications at Stanford and aspires to one day be a sports color commentator.
- + Graduated from Archbishop Mitty HS (Calif.) in **2015**.

# KRIS BUBIC (CONT.)

## CAREER TRANSACTIONS

2018: Selected by Kansas City in Competitive Balance Round A (40th) of Draft (Josh Hallgren).

## CAREER PITCHING

YEAR	TEAM	W-L	ERA	G	GS	SV	IP	H	R	ER	HR	HB	BB	SO	BB/9	SO/9	AVG
2018	Idaho Falls (R)	2-3	4.03	10	10	0	38.0	38	25	17	2	3	19	53	4.5	12.6	.253
2019	Lexington (A)	4-1	2.08	9	9	0	47.2	27	14	11	3	1	15	75	2.8	14.2	.164
	Wilmington (A+)	7-4	2.30	17	17	0	101.2	76	28	26	3	6	27	110	2.4	9.7	.215
2020	KANSAS CITY	1-6	4.32	10	10	0	50.0	52	29	24	8	2	22	49	4.0	8.8	.263
2021	KANSAS CITY	6-7	4.43	29	20	0	130.0	121	67	64	22	7	59	114	4.1	7.9	.248
2022	Omaha (AAA)	0-2	6.59	3	3	0	13.2	14	10	10	2	0	4	17	2.6	11.2	.264
	KANSAS CITY	3-13	5.58	28	27	0	129.0	156	87	80	18	4	63	110	4.4	7.7	.306
MINOR LEAGUE TOTALS		13-10	2.87	39	39	0	201.0	155	77	64	10	10	65	255	2.9	11.4	.215
MAJOR LEAGUE TOTALS		10-26	4.89	67	57	0	309.0	329	183	168	48	13	144	273	4.2	8.0	.275

## CAREER BATTING

AB	H	2B	3B	HR	RBI	SH	AVG	OBP	SLG
5	0	0	0	0	0	0	.000	.000	.000

## CAREER FIELDING

PCT	G	TC	PO	A	E	DP
.921	67	38	9	26	3	3

## ROYALS BIRTHDAYS

### January

3	Jakson Reetz (27)
11	Luca Tresh (23)
15	Matt Duffy (32)
16	Mitch Stetter (42)
20	Alec Zumwalt (42)
27	Jonathan Heasley (26)
	Tyler Tolbert (25)

### February

1	Tyler Gentry (24)
3	Brooks Kriske (29)
9	Brewer Hicklen (27)
28	Aroldis Chapman (35)

### March

2	Josh Taylor (30)
3	Kyle Isbel (26)
	Maikel Garcia (23)
6	Edward Olivares (27)
11	Carlos Hernández (26)
13	Nicky Lopez (28)
22	Michael Massey (25)
28	Austin Cox (26)

### April

14	Paul Hoover (47)
23	Evan Sisk (26)
25	Zach Bove (35)
26	Dairon Blanco (30)
28	Matt Beaty (30)
30	Keoni DeRenne (44)

### May

3	Amir Garrett (31)
4	Max Castillo (24)
10	Salvador Perez (33)
13	Taylor Clarke (30)
14	Alec Marsh (25)
16	Freddy Fermin (28)
29	Nick Wittgren (32)

### June

2	Clay Dungan (27)
12	Damon Hollins (49)
13	Brian Sweeney (43)
14	Bobby Witt Jr. (29)
28	Jose Cuas (29)

### July

7	Richard Lovelady (28)
	Franmil Reyes (28)
11	Samad Taylor (25)
12	Logan Porter (28)
27	Brad Keller (28)

### August

4	Brady Singer (27)
9	José Alguacil (51)
19	Kris Bubic (26)
22	Hunter Dozier (32)

### September

16	Dylan Coleman (27)
19	José Briceño (31)
20	Andrés Núñez (28)
23	Yefri Del Rosario (24)
25	Nick Loftin (25)
27	Angel Zerpa (24)
29	Miguel Garcia (53)

### October

4	Jackson Kowar (27)
6	Nick Pratto (25)
10	Vinnie Pasquantino (26)
	Collin Snider (28)
19	Jordan Lyles (33)
21	Zack Greinke (40)

### November

14	Matt Quatraro (50)
17	Daniel Lynch (27)
19	MJ Melendez (25)
21	Diego Hernandez (23)

### December

1	Jonathan Bowlan (27)
6	Mike Mayers (32)
10	Ryan Weiss (27)
	Tyler Cropley (28)
13	Johan Camargo (30)
18	Scott Barlow (31)
21	Josh Staumont (30)
22	Nate Eaton (27)
30	Drew Waters (25)
	John Rave (26)
31	Ryan Yarbrough (32)

\*age indicated is what player/coach will turn on that date in 2023





**JOHAN CAMARGO** (yo-hahn kuh-MAR-go)

#12 | IF

**NON-ROSTER INVITEE**

<b>B/T</b>	<b>HT/WT</b>	<b>BORN (OPENING DAY AGE)</b>	<b>SERVICE TIME</b>
S/R	6-0/205	Dec. 13, 1993 (29) in Panama City, Panama	4 years, 104 days
<b>ACQUIRED</b>	<b>SIGNING SCOUT</b>		<b>OPTION YEARS USED</b>
Signed as MiLB FA, 1/25/23	Luis Ortiz (Braves)		3/3

**ROYAL RUNDOWN**

- + 6-Year Major League veteran with ATL & PHI
- + Made 3 Opening Day rosters: 2022, '20, '19
- + 2021 World Series champion with ATL
- + First MLB hit: 4/16/17 off C. Bethancourt (1B)
- + 2021 MiLB.com Organization All-Star (ATL)
- + 2015 Carolina League midseason All-Star
- + 2015 Carolina League postseason All-Star
- + 2012 DSL Braves Player of the Year

YEAR	TEAM	G	AB	R	H	2B	3B	HR	RBI	BB	SO	SB	CS	AVG	OBP	SLG
2022	PHI	52	152	8	36	3	0	3	15	13	37	0	0	.237	.297	.316
<b>CAREER (6 YRS)</b>		<b>416</b>	<b>1225</b>	<b>149</b>	<b>312</b>	<b>71</b>	<b>4</b>	<b>37</b>	<b>159</b>	<b>99</b>	<b>280</b>	<b>2</b>	<b>1</b>	<b>.255</b>	<b>.313</b>	<b>.410</b>

**CAREER HIGHLIGHTS**

- + **Johan Camargo** joins the Royals in **2023** to mark his third organization in the last three years, after spending the first 11 seasons of his pro career with the Atlanta Braves...he played in the National League champion Philadelphia Phillies organization in **2022**, with whom he made his third Opening Day roster.
- + Made his second Opening Day roster with Atlanta in **2020**, when he played in 35 of 60 games, including 31 starts.
- + Earned his first Opening Day roster in **2019** and finished the year with 4 pinch-hit home runs, tied for the 2nd most in the Majors.
- + He appeared in a career-high 134 games with Atlanta in **2018**, posting an .806 OPS across 524 plate appearances.
- + Made his Major League debut on April 11, **2017** at Miami, and notched his 1st hit and RBI off **Christian Bethancourt** on April 16 vs. San Diego as pinch-hitter.

**2022 HIGHLIGHTS**

- + Camargo made his third Opening Day roster and his first with Philadelphia after signing there as a free agent on Dec. 1, **2021**.
- + Appeared in 52 games with the Phillies, recording 166 plate appearances before being placed on the 10-day Injured List with a strained right knee on June 7...was reinstated on June 21, but went back on the IL just 8 days later and remained there until July 16.
- + From July 16-29, he appeared in 5 games and recorded hits in 3 of them...he was optioned to Triple-A Lehigh Valley on July 30, where he batted just .213 (30-for-141) in 41 games to finish the season.
- + Was designated for assignment on Sept. 25 and outrighted off the 40-man roster on Sept. 27.

**CAREER TRANSACTIONS**

**2010:** Signed by Atlanta as an international free agent (Luis Ortiz)...**2017:** Placed on 10-day IL, right knee bruise, Aug. 9-Sept. 4...**2018:** Placed on 10-day IL, right abdominal strain, March 26-April 17...**2019:** Placed on 10-day IL, fractured right shin, Sept. 12-end of season...**2021:** Signed by Philadelphia as a Major League free agent...**2022:** Placed on 10-day IL, strained right knee, June 7-21...placed on 10-day IL, strained right knee, June 29-July 16...**2023:** Signed by Kansas City as a minor league free agent, Jan. 25.

**CAREER HIGHS**

<b>HITS</b>	<b>RUNS</b>
4 (3x), last 4/20/22 at COL	3, 6/4/17 at CIN
<b>DOUBLES</b>	<b>RBI</b>
2 (10x), last 8/21/20 vs. PHI	5, 6/19/18 at TOR
<b>TRIPLES</b>	<b>STOLEN BASES</b>
1 (4x), last 4/28/19 vs. COL	1 (2x), last 4/27/19 vs. COL
<b>HOME RUNS</b>	<b>WALKS</b>
1 (37x), last 5/12/22 at LAD	2 (14x), last 5/29/22 at NYM

**STREAKS**

<b>HITTING</b>	<b>ON BASE</b>
10 6/22/18 - 7/4/18	10 5/15/22 - 5/29/22
	6/22/18 - 7/4/18
	4/21/18 - 5/6/18

**POSTSEASON HIGHLIGHTS**

- + Appeared in 12 postseason games for the Braves from **2018-21**, going 2-for-27, including 4 games in the **2021** NLCS for a Braves team that went on to win the World Series.

**MINOR LEAGUE HIGHLIGHTS**

- + Over parts of 10 seasons in the minors, Camargo has hit .288 while appearing at first base, second base, third base, shortstop and right field.
- + Earned **2015** mid- and postseason All-Star honors in the Carolina League after appearing in 130 games for High-A Carolina and posting a .258/.315/.335 (101-for-391) slashline...played in 16 games for Peoria in the Arizona Fall League after the season.
- + Camargo was named Dominican Summer League Braves Player of the Year in his **2012** pro debut, when he slashed .343/.433/.455 (68-for-198) in 59 games.

**MISCELLANEOUS NOTES**

- + Johan resides in Panama City, Panama.
- + Played for the Dominican Republic in the **2020** Caribbean Series.

# JOHAN CAMARGO (CONT.)

CAREER BATTING																			
YEAR	TEAM	G	AB	R	H	2B	3B	HR	RBI	SF	HB	BB	SO	SB	CS	AVG	OBP	SLG	OPS
2012	DSL Braves	59	198	38	68	14	1	2	26	1	7	25	27	6	3	.343	.433	.455	.888
2013	Danville (R)	57	228	28	67	7	4	0	14	0	5	18	31	3	3	.294	.359	.360	.719
2014	Rome (A)	115	420	53	112	16	4	0	40	7	2	34	50	7	6	.267	.320	.324	.644
	Lynchburg (A+)	17	58	7	15	2	0	1	6	2	0	1	13	0	0	.259	.262	.345	.607
2015	Carolina (A+)	130	391	50	101	15	6	1	32	4	4	30	54	4	2	.258	.315	.335	.650
2016	Mississippi (AA)	126	446	46	119	26	6	4	43	3	1	24	82	1	2	.267	.304	.379	.683
2017	GCL Braves (R)	1	4	1	2	0	0	0	0	0	0	0	0	0	0	.500	.500	.500	1.000
	Gwinnett (AAA)	33	129	17	38	9	1	4	20	2	2	8	22	1	0	.295	.340	.473	.813
	ATLANTA	82	241	30	72	21	2	4	27	1	0	12	51	0	0	.299	.331	.452	.783
2018	Florida (A+)	2	8	0	1	0	0	0	0	0	0	1	3	0	0	.125	.222	.125	.347
	Gwinnett (AAA)	8	33	6	10	2	0	3	7	0	0	3	9	0	0	.303	.361	.636	.997
	ATLANTA	134	464	63	126	27	1	19	76	3	6	51	108	1	1	.272	.349	.457	.806
2019	Gwinnett (AAA)	14	58	10	28	6	0	2	15	0	1	5	12	0	0	.483	.531	.690	1.221
	ATLANTA	98	232	31	54	12	1	7	32	0	0	15	43	1	0	.233	.279	.384	.663
2020	ATLANTA	35	120	16	24	8	0	4	9	0	1	6	35	0	0	.200	.244	.367	.611
2021	Gwinnett (AAA)	104	386	70	126	24	4	19	67	1	2	47	72	0	1	.326	.401	.557	.958
	ATLANTA	15	16	1	0	0	0	0	0	0	0	2	6	0	0	.000	.111	.000	.111
2022	Reading (AA)	4	15	3	7	1	0	0	3	0	0	2	1	0	0	.467	.529	.533	1.062
	Leh. Valley (AAA)	41	141	19	30	6	0	2	23	4	1	21	25	0	0	.213	.311	.298	.609
	PHILADELPHIA	52	152	8	36	3	0	3	15	0	0	13	37	0	0	.237	.297	.316	.613
MINOR LEAGUE TOTALS		711	2515	348	724	128	26	38	296	24	25	219	401	22	17	.288	.348	.405	.753
MAJOR LEAGUE TOTALS		416	1225	149	312	71	4	37	159	4	7	99	280	2	1	.255	.313	.410	.723

CAREER FIELDING											
YEAR	POSITION	PCT	G	GS	INN	TC	PO	A	E	DP	
2017	SECOND BASE	1.000	9	6	57.0	23	9	14	0	5	
	THIRD BASE	.968	43	30	286.0	94	30	61	3	7	
	SHORTSTOP	.988	26	23	205.1	81	16	64	1	10	
	LEFT FIELD	-	1	0	1.0	0	0	0	0	0	
2018	SECOND BASE	.875	3	2	19.0	8	1	6	1	1	
	THIRD BASE	.959	114	105	937.0	244	64	170	10	16	
	SHORTSTOP	.968	18	15	140.1	62	25	35	2	13	
	LEFT FIELD	-	1	0	1.0	0	0	0	0	0	
2019	FIRST BASE	-	1	0	1.0	0	0	0	0	0	
	SECOND BASE	.950	4	3	25.2	20	10	9	1	3	
	THIRD BASE	.862	18	9	103.2	29	7	18	4	0	
	SHORTSTOP	.989	25	21	192.2	91	27	63	1	14	
	LEFT FIELD	.957	11	8	77.2	23	22	0	1	0	
	RIGHT FIELD	1.000	5	5	36.0	4	4	0	0	0	
2020	SECOND BASE	.988	21	21	175.0	80	38	41	1	15	
	THIRD BASE	1.000	10	10	88.0	33	5	28	0	2	
2021	FIRST BASE	1.000	1	0	2.0	2	2	0	0	0	
	SECOND BASE	1.000	1	0	6.0	2	0	2	0	0	
	THIRD BASE	-	1	0	2.0	0	0	0	0	0	
2022	FIRST BASE	1.000	5	3	26.0	18	17	1	0	6	
	SECOND BASE	1.000	9	5	55.1	24	13	11	0	4	
	THIRD BASE	.974	13	10	90.2	38	10	27	1	4	
	SHORTSTOP	1.000	26	20	186.0	81	33	48	0	9	
CAREER TOTALS (1B)		1.000	7	3	29.0	20	19	1	0	6	
CAREER TOTALS (2B)		.981	47	37	338.0	157	71	83	3	28	
CAREER TOTALS (3B)		.959	199	164	1507.1	438	116	304	18	29	
CAREER TOTALS (SS)		.987	95	79	724.1	315	101	210	4	46	
CAREER TOTALS (LF)		.957	12	8	78.2	23	22	0	1	0	
CAREER TOTALS (RF)		1.000	5	5	36.0	4	4	0	0	0	

POSTSEASON BATTING																				
YEAR	SERIES	TEAM/OPP	G	AB	R	H	2B	3B	HR	RBI	S	SF	HBP	BB	SO	SB	CS	AVG	OBP	SLG
2018	NLDS	ATL vs. LAD	4	15	1	0	0	0	0	0	0	0	0	1	5	0	0	.000	.063	.000
2020	NLCS	ATL vs. LAD	4	8	0	2	1	0	0	1	0	0	0	2	3	0	0	.250	.400	.375
2021	NLCS	ATL vs. LAD	4	4	0	0	0	0	0	0	0	0	0	2	0	0	0	.000	.000	.000
POSTSEASON TOTALS			12	27	1	2	1	0	0	1	0	0	0	3	10	0	0	.074	.167	.111

# MAX CASTILLO



MAX CASTILLO				#60	RHP
<b>B/T</b>	<b>HT/WT</b>	<b>BORN (OPENING DAY AGE)</b>		<b>SERVICE TIME</b>	
R/R	6-2/285	May 4, 1999 (23) in Caracas, Venezuela		56 days	
<b>ACQUIRED</b>				<b>OPTION YEARS USED</b>	
Trade with Toronto, 8/2/22 (Castillo & S. Taylor for W. Merrifield)				1/3	

ROYAL RUNDOWN	
+ Made his MLB debut on 6/19/22 with TOR	+ 2019 Florida State League postseason All-Star
+ Traded to KC on 8/2/22 in 3-player deal	+ 2018 Midwest League midseason All-Star

YEAR	TEAMS	W	L	ERA	G	GS	IP	H	R	ER	HR	BB	SO	BB/9	SO/9	AVG
2022	KC/TOR	0	2	5.95	14	6	39.1	38	28	26	8	15	37	3.4	8.5	.252

**CAREER HIGHLIGHTS**

- + **Max Castillo** made his Major League debut with Toronto on June 12, 2022 vs. the Yankees...he was traded on Aug. 2 with **Samad Taylor** to Kansas City for **Whit Merrifield**.
- + He won at least 10 games in three consecutive seasons in the minors from 2018-21 (excluding 2020), including a Double-A-most 11 wins in **2021**.
- + In 114 appearances (103 starts) in his minor league career, he's 46-19 for a .708 win percentage.
- + He worked out from home in **2020** and pitched for the Cardenales de Lara in the Venezuelan League.
- + Was a **2019** Florida State League postseason All-Star and a **2018** Midwest League midseason All-Star.

**2022 HIGHLIGHTS**

- + Began the **2022** season with 11 outings (9 starts) between Double-A New Hampshire and Triple-A Buffalo, in which he went 5-1 with a 1.92 ERA (12 ER in 56.1 IP) and 64 strikeouts (10.2 K/9), before being selected for his big league debut on June 19.
- + Castillo suffered a 7-1 loss at Tropicana Field in his Royals debut on Aug. 18, despite allowing just 1 run over 5.0 innings.
- + He allowed just 3 runs on 8 hits over his first 2 starts (9.2 IP) with the Royals, but yielded 16 runs on 15 hits over his final 3 appearances (9.0 IP).

**CAREER PITCHING**

YEAR	TEAM	W-L	ERA	G	GS	SV	IP	H	R	ER	HR	HB	BB	SO	BB/9	SO/9	AVG
2016	DSL Blue Jays	0-0	2.45	4	3	0	11.0	7	3	3	0	1	3	11	2.5	9.0	.175
	GCL Blue Jays (R)	2-3	4.62	9	9	0	39.0	38	23	20	2	3	13	29	3.0	6.7	.257
2017	Bluefield (R)	6-0	3.80	10	10	0	47.1	54	23	20	4	1	7	52	1.3	9.9	.284
2018	Lansing (A)	10-5	4.52	28	22	1	131.1	142	74	66	12	7	42	115	2.9	7.9	.277
2019	Dunedin (A+)	11-5	2.69	24	24	0	130.1	115	46	39	8	4	28	114	1.9	7.9	.235
2020	Did not play (no minor league season)																
2021	New Hampshire (AA)	11-4	4.85	21	20	0	102.0	106	60	55	12	4	35	89	3.1	7.9	.265
2022	New Hampshire (AA)	3-1	3.10	6	6	0	29.0	21	10	10	3	0	14	35	4.3	10.9	.198
	Buffalo (AAA)	2-0	0.66	5	3	0	27.1	10	2	2	2	1	10	29	3.3	9.6	.112
	Omaha (AAA)	1-1	8.44	7	6	0	21.1	35	24	20	3	2	9	22	3.8	9.3	.354
	TORONTO	0-0	3.05	9	2	0	20.2	15	9	7	4	0	5	20	2.2	8.7	.197
	KANSAS CITY	0-2	9.16	5	4	0	18.2	23	19	19	4	2	10	17	4.8	8.2	.307
<b>MINOR LEAGUE TOTALS</b>		<b>46-19</b>	<b>3.93</b>	<b>114</b>	<b>103</b>	<b>1</b>	<b>538.2</b>	<b>528</b>	<b>265</b>	<b>235</b>	<b>46</b>	<b>23</b>	<b>161</b>	<b>496</b>	<b>2.7</b>	<b>8.3</b>	<b>.255</b>
<b>MAJOR LEAGUE TOTALS</b>		<b>0-2</b>	<b>5.95</b>	<b>14</b>	<b>6</b>	<b>0</b>	<b>39.1</b>	<b>38</b>	<b>28</b>	<b>26</b>	<b>8</b>	<b>2</b>	<b>15</b>	<b>37</b>	<b>3.4</b>	<b>8.5</b>	<b>.252</b>

**CAREER BATTING**

AB	H	2B	3B	HR	RBI	SH	AVG	OBP	SLG
0	0	0	0	0	0	0	.000	.000	.000

**CAREER FIELDING**

PCT	G	TC	PO	A	E	DP
1.000	14	3	1	2	0	0

**CAREER TRANSACTIONS**

**2015:** Signed by Toronto as IFA, Sept. 25...**2022:** Acquired by Kansas City with IF **Samad Taylor** for IF/OF **Whit Merrifield**, Aug. 2.

**CAREER HIGHS**

STRIKEOUTS		INNINGS	
7, 6/25/22 at MIL		5.0 (2x), last 10/2/22 at CLE	
STREAKS		HOMERLESS	
SCORELESS	7.1 IP 6/25/22 - 7/2/22	HOMERLESS	7.1 IP 6/25/22 - 7/2/22

**CASTILLO'S 2022 IN THE BIG LEAGUES**

DATES	G/GS	ERA	AVG
June 19-Sept. 4	11/4	2.90	.205
Sept. 25-Oct. 2	3/2	16.00	.385

**2022 HIGHLIGHTS (CONT.)**

- + Castillo was one of eight players from Venezuela to appear in a game with the Royals in **2022**, making it the 2nd-most represented country on the roster, behind the United States.

**MISCELLANEOUS NOTES**

- + Max resides in Miranda, Venezuela.
- + Castillo represented Team Venezuela in the **2023** World Baseball Classic.
- + His favorite baseball player is **Jacob deGrom**.

# AROLDIS CHAPMAN



## AROLDIS CHAPMAN

#54 | LHP

<b>B/T</b>	<b>HT/WT</b>	<b>BORN (OPENING DAY AGE)</b>	<b>SERVICE TIME</b>
L/L	6-4/240	Feb. 28, 1988 (35) in Holguin, Cuba	12 years, 9 days
<b>ACQUIRED</b>	<b>SIGNING SCOUT</b>		<b>CONTRACT STATUS</b>
Signed as FA, 1/27/23	C. Buckley, T. Arias, M. Machado (Reds)		Signed through 2023

### ROYAL RUNDOWN

- + 13-year Major League veteran
- + 7-time All-Star (T-4th most among relievers)
- + 2019 Mariano Rivera AL Reliever of the Year
- + 2016 World Series champion with CHC
- + 315 saves rank 24th all-time
- + Has 8 seasons with at least 30 saves
- + Career K/9 (14.7) 1st all-time (min. 500.0 IP)
- + Career AVG (.164) 1st all-time (min. 500.0 IP)

YEAR	TEAM	W	L	ERA	G	SV	IP	H	R	ER	HR	BB	SO	BB/9	SO/9	AVG
2022	NY Yankees	4	4	4.46	43	9	36.1	24	18	18	4	28	43	6.9	10.7	.188
<b>CAREER (13 YRS)</b>		<b>44</b>	<b>35</b>	<b>2.48</b>	<b>667</b>	<b>315</b>	<b>640.0</b>	<b>366</b>	<b>191</b>	<b>176</b>	<b>43</b>	<b>318</b>	<b>1045</b>	<b>4.5</b>	<b>14.7</b>	<b>.164</b>

### CAREER HIGHLIGHTS

+ **Aroldis Chapman** is a seven-time All-Star, which ties him for the 4th-most All-Star selections by a relief pitcher, according to *Elias*, trailing only **Mariano Rivera** (13), **Craig Kimbrel** (8) and **Goose Gossage** (8).

+ He was named the **Mariano Rivera** American League Reliever of the Year in **2019** and was named to the Inaugural All-MLB Section Team.

+ Won the **2016** World Series with the Cubs... he pitched in 13 of the team's 17 games in that postseason, going 2-0 with 4 saves...he saved Game 5 of the World Series at Wrigley Field to force the series back to Cleveland, and earned the win in the Cubs title-clinching Game 7.

+ Among pitchers in Major League history who have recorded at least 500.0 innings, Chapman ranks 1st in both K/9 (14.7) and opponents' average (.164).

+ Chapman is one of 14 pitchers, since the save became an official statistic in 1969, to record at least eight 30-save seasons...his career 315 saves rank 24th all-time and 3rd among active pitchers.

+ Chapman's 315 saves are the most by a Cuba-born pitcher, ahead of Raisel Iglesias (157)...he ranks 3rd in Yankees history with 153 saves and 4th in Reds history with 146 saves.

+ His career save percentage of 89.2% ranks 3rd all-time (min. 100 saves), trailing only **Eric Gagne** (91.7%) and **John Smoltz** (91.1%).

+ Since making his big league debut in **2010**, he is one of three relievers to record at least 1,000 strikeouts... his 1,045 strikeouts trail only **Kenley Jansen** (1,107) and **Craig Kimbrel** (1,098).

+ He's one of 13 pitchers in Major League history to record at least 1,000 strikeouts as a reliever... according to *Elias*, Chapman was the fastest to the mark in terms of innings, reaching the milestone in 602.1 innings on Sept. 20, 2021...he surpassed **Craig Kimbrel's** previous mark of 612.2 innings.

+ He is the only pitcher in Major League history to record at least four seasons of at least 30 saves and 100 strikeouts, and he did it in four consecutive seasons from **2012-15**...he also led all National League relievers in strikeouts in each of those four seasons.

+ He recorded at least 1 strikeout in a Major League-record 49 consecutive relief appearances from Aug. 21, **2013**-Aug. 13, **2014**.

+ For his career, Chapman has held left-handed batters to a .133 average (76-for-571) with just 4 HR.

+ He is responsible for 66 of the 84 pitches thrown at 104.0 mph or higher (78.6%) in the Pitch Tracking Era (since **2008**).

### CAREER HIGHS

STRIKEOUTS	INNINGS
5 (2K), last 7/19/15 vs. CLE	2.1, 7/9/16 at CLE

### STREAKS

SCORELESS	HOMERLESS
28.1 IP 8/21/14 - 5/6/15	52.0 IP 5/16/14 - 9/28/14

### MOST SAVES AMONG ACTIVE PITCHERS

PITCHER (TEAM)	SAVES
1. Craig Kimbrel (PHI)	394
2. Kenley Jansen (BOS)	391
3. <b>Aroldis Chapman (KC)</b>	<b>315</b>

### BEST SAVE PCT. ALL-TIME (MIN. 100 SAVES)

PITCHER	SAVE PCT
1. Eric Gagne	91.7% (187/204)
2. John Smoltz	91.1% (154/169)
3. <b>Aroldis Chapman</b>	<b>89.2% (315/353)</b>

### BEST K/9 ALL-TIME (MIN. 500.0 IP)

PITCHER (TEAM)	K/9
1. <b>Aroldis Chapman (KC)</b>	<b>14.70</b>
2. Craig Kimbrel (PHI)	14.36
3. Kenley Jansen (BOS)	12.96

### MOST STRIKEOUTS AMONG RP SINCE 2010

PITCHER	K
1. Kenley Jansen	1,107
2. Craig Kimbrel	1,098
3. <b>Aroldis Chapman</b>	<b>1,045</b>

### BEST OPP AVG ALL-TIME (MIN. 500.0 IP)

PITCHER (TEAM)	OPP AVG
1. <b>Aroldis Chapman</b>	<b>.164</b>
2. Craig Kimbrel	.165
3. Kenley Jansen	.179

### MOST ALL-STAR SELECTIONS BY RELIEVER\*

PITCHER	ALL-STAR SELECTIONS
1. Mariano Rivera	13
T2. Craig Kimbrel	8
T2. Goose Gossage	8
T4. <b>Aroldis Chapman</b>	<b>7</b>
T4. 4 others	

\*according to *Elias*

## AROLDIS CHAPMAN (CONT.)

### 2022 HIGHLIGHTS

+ Chapman converted all 9 of his save opportunities with the Yankees in **2022**, and has converted his last 23 save opportunities dating back to July 20, 2021, marking the 3rd-longest streak of his career, behind a 29-save streak from July 4, 2014-May 30, 2015 and a 27-save streak from June 26-Sept. 4, 2012.

+ He began the season with 10.1 scoreless innings over 12 appearances through May 9, in which he had 7 saves and held opponents to a .111 average (4-for-36)...he allowed at least 1 run in each of his next 5 outings, and was placed on the 15-day Injured List on May 24 with left Achilles tendinitis, missing 35 games.

+ Upon his return from the IL on July 2, he allowed 2 runs on 3 walks and did not retire a batter...over his following 16 outings from July 5-Aug. 13, he recorded a 2.87 ERA (5 ER in 15.2 IP), holding opponents to a .140 average (7-for-50).

+ Chapman allowed 3 runs over 2 appearances from Aug. 17-19, and was placed on the Injured List on Aug. 27 with an infected wound from a recent tattoo, which forced him to miss 19 games...he returned on Sept. 17 and finished the season with 6 of 7 scoreless outings.

### ADDITIONAL CAREER HIGHLIGHTS

+ Chapman was an All-Star as recently as **2021**, when he saved 30 games for the Yankees and posted a 3.36 ERA (21 ER in 56.1 IP) and 97 strikeouts (15.5 K/9)...his 30 saves ranked 3rd in the American League and his 97 strikeouts ranked 5th among AL relievers.

+ He was on the mound for two triple plays in **2021**, on May 21 vs. the White Sox and June 20 vs. Oakland, becoming the fourth pitcher since 2006, according to *Elias*, to be on the mound for multiple triple plays in the same season, following Minnesota's **Martín Pérez** (2019), Milwaukee's **Zach Davies** (2016) and the White Sox **Mark Buehrle** (2006).

+ Chapman recorded at least 2 strikeouts in a career-most 15 consecutive relief appearances from Sept. 3, **2020**-April 22, **2021**, the longest streak in Yankees history and tied for the 3rd-longest streak in Major League history, trailing only **Félix Peña** (17 games from May 17, 2018-July 27, 2020) and **Ryan Yarbrough** (16 from June 18, 2019-Aug. 18, 2021).

+ In **2019**, he ranked 2nd in the American League with 37 saves, 1 shy of his career high of 38, set in 2012 and matched in 2013 with Cincinnati.

+ Named American League Reliever of the Month for May **2019**, in which he led the Majors with 11 saves and pitched to a 0.79 ERA (1 ER in 11.1 IP).

+ Earned American League Reliever of the Month honors for August **2019**, a month in which he had 9 saves, 11.0 scoreless innings and retired 33 of 41 batters.

+ On May 15, **2019** vs. Baltimore, he earned the save in both games of a doubleheader for the second time in his career, following Aug. 16, 2016 vs. Milwaukee (with the Cubs).

+ In **2018**, Chapman led Major League relievers with a 16.31 K/9 (93 K in 51.1 IP) and struck out 43.9% of the 212 batters he faced.

+ Chapman struck out a career-high-tying eight consecutive batters from his final batter on July 28, **2018** through his first batter on Aug. 5, **2018**, as part of a streak of 10 straight outs recorded via strikeout.

### CHAPMAN'S CONSECUTIVE CONVERTED SAVES

SAVES CONVERTED	DATES
29	July 4, 2014-May 30, 2015
27	June 26-Sept. 4, 2014
<b>23</b>	<b>July 20, 2021-May 17, 2022*</b>

\*active

### ADDITIONAL CAREER HIGHLIGHTS (CONT.)

+ In **2017**, Chapman led the Majors with an average fastball velocity of 100.0 mph...according to *Statcast*, 345 of his 879 pitches (39.2%) were thrown at 100.0 mph or higher.

+ Named American League Reliever of the Month for September **2017**, a month in which he recorded 12.0 scoreless innings with 6 saves and retired 36 of 41 batters.

+ He recorded the highest average fastball velocity in the Majors in **2016** at 100.9 mph, and was responsible for the top 30 fastest pitches in the Majors, according to *Statcast*.

+ On July 25, **2016**, he was traded to the Cubs in a deal that sent four players to New York...Chapman recorded a 1.01 ERA (3 ER in 26.2 IP) with 16 saves in 28 appearances with the Cubs.

+ In **2015**, Chapman led all National League relievers in ERA (1.63) and strikeouts (116) and led Major League relievers with a 15.74 K/9...he received the **Johnny Vander Meer Award** as Cincinnati's Most Outstanding Pitcher as voted on by the local chapter of the BBWAA.

+ Chapman led the Majors in **2015** with a 99.96 mph average fastball velocity, and threw the 62 fastest pitches in the Majors, according to *Statcast*.

+ On Aug. 18, **2015** vs. Kansas City, Chapman allowed a game-tying HR to **Ben Zobrist**, snapping his streak of 56 consecutive converted save opportunities at Great American Ball Park, which dated back to his last blown save on Sept. 7, 2012...it was the longest home save streak since saves became an official stat in 1969.

+ He began the **2014** season on the Injured List, following surgery to insert a three-inch titanium plate and 12 screws to stabilize the bones around his left eye...that injury was suffered during a Spring Training game on March 19 at Kansas City, when he was hit in the face by a line drive off the bat of **Salvador Perez**.

+ In **2014**, Chapman set several Major League records by a reliever, recording a 17.67 K/9 (106 K in 54.0 IP) and a 5:05 to 1 K/H ratio (106 K, 21 H)...his 52.5% strikeout rate (106 K, 202 BF) was also a Major League record, which was broken by Milwaukee's **Devin Williams** (53.0%) in 2020.

+ Chapman in **2014** became the first pitcher to average at least 100.0 mph (100.3) for the season, according to Pitch f/x...he hit 100.0 mph in 53 of his 54 appearances.

+ In **2012**, he set a career high with 38 saves, a mark he matched in **2013**...he finished 8th in the National League Cy Young Award voting in **2012** and 12th in the National League MVP voting.

+ Chapman did not allow an earned run over his first 24 appearances (29.0 IP) to begin 2012, the 9th-longest streak to begin a season in history.

+ Named MLB Delivery Man of the Month for July and August **2012**, during which he led the Majors with 13 and 11 saves, respectively.



## AROLDIS CHAPMAN (CONT.)

### CAREER TRANSACTIONS

**2010:** Signed by Cincinnati as a Major League free agent, Jan. 11...**2011:** Placed on 15-day IL, left shoulder inflammation, May 16-June 23...**2014:** placed on 15-day IL, surgery on bones around his left eye, March 30-May 9...**2015:** Acquired by Yankees from Cincinnati for RHP **Caleb Cotham**, RHP **Rookie Davis**, IF **Eric Jagielo** and IF **Tony Renda**, Dec. 28...**2016:** Placed on Restricted List to start season after accepting 30-game suspension for violating Major League Baseball's Joint Domestic Violence, Sexual Assault and Child Abuse Policy...suspended by Commissioner Manfred on March 1, reinstated May 9...Acquired by Cubs from Yankees for RHP **Adam Warren**, IF **Gleyber Torres**, OF **Billy McKinney** and OF **Rasad Crawford**, July 25...signed by Yankees to five-year free agent contract, Dec. 15...**2017:** Placed on 10-day IL, left shoulder rotator cuff inflammation, May 14-June 18...**2018:** Placed on 10-day IL, left knee tendinitis, Aug. 22-Sept. 19...**2020:** Placed on COVID-19 IL, July 11-Aug. 17...**2021:** Placed on 10-day IL, left elbow inflammation, Aug. 7-18...**2022:** Placed on 15-day IL, left Achilles tendinitis, May 24-July 1...placed on 15-day IL, infected wound, lower leg, Aug. 27-Sept. 16...**2023:** Signed by Kansas City to one-year contract, Jan. 27.

### ADDITIONAL CAREER HIGHLIGHTS (CONT.)

+ Chapman was named an All-Star for the first time in **2012** and recorded 1 out in the game at Kauffman Stadium.

+ He recorded a save, at least 1 strikeout and no walks in 11 consecutive appearances from July 24-Aug. 12, **2012**, matching **Jason Istringhausen** (2004) and **Troy Percival** (1996) for the longest such streak in Major League history.

+ On April 18, **2011** vs. Pittsburgh, he threw a pitch that (unofficially) registered at 106.0 mph on the Great American Ball Park scoreboard.

+ In his **2010** professional debut, he made his first 13 appearances with the Triple-A Louisville Bats as a starter, before making his final 26 appearances in relief...Chapman was recalled on Aug. 31 and made his Major League debut that night vs. Milwaukee.

+ On Sept. 24, **2010** at San Diego, he reached 100.0 mph on all 25 pitches he threw, including a pitch to **Tony Gwynn Jr.** that registered at 105.7 mph, the fastest pitch recorded in the Pitch Tracking Era (since 2008).

### POSTSEASON HIGHLIGHTS

+ The team that Chapman has finished the season with has made the postseason in 10 of his 13 big league seasons, including the last seven dating back to **2016**.

+ He's pitched in seven postseasons and is 3-4 with 10 saves and a 2.40 ERA (11 ER in 41.1 IP) in 35 postseason appearances.

+ Chapman's 10 career postseason saves rank 8th all-time...among pitchers who've appeared in at least 35 postseason games, his 2.40 ERA (11 ER in 41.1 IP) ranks 6th.

+ He last pitched in the postseason in **2020** with the Yankees, when he went 1-1 with 1 save and a 1.93 ERA (1 ER in 4.2 IP) in 3 appearances.

+ He earned the win in Game 2 of the **2020** American League Wild Card Series at Cleveland, but suffered the loss in Game 5 of the American League Division Series at Tampa Bay, allowing a game-winning HR to **Mike Brosseau** on a 10-pitch at-bat in the 8th inning.

+ During the **2017** postseason, he had 3 saves, a 1.13 ERA (1 ER in 8.0 IP) and 16 strikeouts in 6 appearances...that included 2.0 scoreless innings to close out Game 5 of the American League Division Series at Cleveland, advancing the Yankees to the ALCS.

+ Chapman pitched in 13 of the Cubs 17 games during the **2016** postseason, going 2-0 with 4 saves, a 3.45 ERA (6 ER in 15.2 IP) and 21 strikeouts.

### POSTSEASON HIGHLIGHTS (CONT.)

+ He recorded the final 5 outs of Game 6 of the **2016** National League Championship Series vs. the Dodgers, clinching the Cubs first World Series appearances since 1945.

+ With the Cubs facing elimination in Game 5 of the **2016** World Series vs. Cleveland, Chapman recorded a career-high 2.2 innings to earn the save, forcing the series back to Cleveland.

+ Chapman earned the win in Game 7 of the **2016** World Series, an 8-7 victory in 10 innings to clinch the Cubs first World Series title since 1908.

+ Cincinnati made the postseason three times in Chapman's six years with the Reds, and he pitched in 5 of their 9 postseason games during that stretch, going 0-1 with a 1.93 ERA (1 ER in 4.2 IP).

### CUBA HIGHLIGHTS

+ Over four seasons with Holguin of the Cuban National Series in Cuba from **2006-09**, Chapman went 24-19 with a 3.74 ERA (136 ER in 327.2 IP) and 365 strikeouts in 76 games (63 starts).

+ Chapman pitched for Cuba in the **2009** World Baseball Classic.

+ He led the Cuban National Series with 100 strikeouts in **2006** and with 130 strikeouts in **2008**.

+ According to published reports on Dec. 20, **2008**, he threw a pitch 102 mph to break **Maels Rodríguez's** record for the fastest in Cuban baseball history.

+ Chapman was named the top left-handed pitcher in the **2007** Baseball World Cup.

### MISCELLANEOUS NOTES

+ **Albertin Aroldis de la Cruz Chapman** resides in Davie, Fla.

+ He became a United States citizen in April **2016**.

+ Chapman defected from Cuba in July **2009** and established residence in the Principality of Andorra, making him a Major League free agent...at 181 square miles and an estimated population of 77,000, Andorra is the 5th-smallest nation in Europe, and it located in the eastern Pyrenees Mountains, bordered by Spain and France.

# AROLDIS CHAPMAN (CONT.)

## CAREER PITCHING

YEAR	TEAM	W-L	ERA	G	GS	SV	IP	H	R	ER	HR	HB	BB	SO	BB/9	SO/9	AVG
2010	Louisville (AAA)	9-6	3.57	39	13	8	95.2	77	46	38	7	5	52	125	4.9	11.8	.218
	CINCINNATI	2-2	2.03	15	0	0	13.1	9	4	3	0	0	5	19	3.4	12.8	.196
2011	Carolina (AA)	1-1	6.14	5	2	0	7.1	5	5	5	1	0	6	11	7.4	13.5	.200
	Louisville (AAA)	0-1	11.2	4	1	0	5.2	9	7	7	0	0	2	9	3.2	14.3	.333
	CINCINNATI	4-1	3.60	54	0	1	50.0	24	21	20	2	2	41	71	7.4	12.8	.147
2012	CINCINNATI	5-5	1.51	68	0	38	71.2	35	13	12	4	4	23	122	2.9	15.3	.141
2013	CINCINNATI	4-5	2.54	68	0	38	63.2	37	18	18	7	3	29	112	4.1	15.8	.164
2014	Dayton (A)*	0-0	0.00	2	2	0	2.0	0	0	0	0	0	1	3	4.5	13.5	.000
	Louisville (AAA)*	0-1	72.00	2	1	0	1.0	7	8	8	0	1	2	18	18.0	18.0	.700
	CINCINNATI	0-3	2.00	54	0	36	54.0	21	12	12	1	2	24	106	4.0	17.7	.121
2015	CINCINNATI	4-4	1.63	65	0	33	66.1	43	13	12	3	5	33	116	4.5	15.7	.181
2016	NY YANKEES	3-0	2.01	31	0	20	31.1	20	8	7	2	0	8	44	2.3	12.6	.179
	CHICAGO CUBS	1-1	1.01	28	0	16	26.2	12	4	3	0	0	10	46	3.4	15.5	.132
2017	Trenton (AA)*	0-0	13.50	1	1	0	0.2	0	1	1	0	0	2	2	27.0	27.0	.000
	NY YANKEES	4-3	3.22	52	0	22	50.1	37	20	18	3	3	20	69	3.6	12.3	.200
2018	NY YANKEES	3-0	2.45	55	0	32	51.1	24	15	14	2	5	30	93	5.3	16.3	.136
2019	NY YANKEES	3-2	2.21	60	0	37	57.0	38	18	14	3	1	25	85	4.0	13.4	.185
2020	NY YANKEES	1-1	3.09	13	0	3	11.2	6	4	4	2	1	4	22	3.1	17.0	.150
2021	NY YANKEES	6-4	3.36	61	0	30	56.1	36	23	21	9	3	38	97	6.1	15.5	.182
2022	Somerset (AA)*	0-0	0.00	4	0	0	4.0	2	0	0	0	0	2	7	4.5	15.8	.154
	Scranton/WB (AAA)*	0-0	0.00	1	0	0	1.0	0	0	0	0	0	0	2	0.0	18.0	.000
	NY YANKEES	4-4	4.46	43	0	9	36.1	24	18	18	4	1	28	43	6.9	10.7	.188
MINOR LEAGUE TOTALS		10-9	4.53	58	20	8	117.1	100	67	59	8	6	67	161	5.1	12.4	.228
MAJOR LEAGUE TOTALS		44-35	2.48	667	0	315	640.0	366	191	176	42	30	318	1045	4.5	14.7	.164

\*Minor league injury rehab

## POSTSEASON PITCHING

YEAR	SERIES	TEAM/OPP	W-L	ERA	G	GS	SV	IP	H	R	ER	HR	HB	BB	SO	BB/9	SO/9	AVG
2010	NLDS	CIN vs. PHI	0-1	0.00	2	0	0	1.2	3	3	0	0	1	0	1	0.0	5.4	.300
2012	NLDS	CIN vs. SF	0-0	3.00	3	0	0	3.0	2	1	1	0	0	2	3	6.0	9.0	.182
2016	NLDS	CHC vs. SF	0-0	2.70	4	0	3	3.1	3	1	1	0	0	1	7	2.7	18.9	.231
	NLCS	CHC vs. LAD	1-0	3.86	4	0	0	4.2	3	2	2	0	0	3	3	5.8	5.8	.231
	WS	CHC vs. CLE	1-0	3.52	5	0	1	7.2	5	3	3	1	1	2	11	2.3	12.9	.185
2017	ALWC	NY Yankees vs. MIN	0-0	0.00	1	0	0	1.0	1	0	0	0	0	0	3	0.0	27.0	.250
	ALDS	NY Yankees vs. CLE	0-0	0.00	3	0	2	5.2	4	0	0	0	0	2	10	3.2	15.9	.190
	ALCS	NY Yankees vs. HOU	0-1	6.75	2	0	1	1.1	2	1	1	0	0	0	3	0.0	20.3	.333
2018	ALWC	NY Yankees vs. OAK	0-0	0.00	1	0	0	1.0	1	0	0	0	0	0	2	0.0	18.0	.250
	ALDS	NY Yankees vs. BOS	0-0	0.00	2	0	0	2.0	0	0	0	0	0	1	2	4.5	9.0	.000
2019	ALDS	NY Yankees vs. MIN	0-0	0.00	2	0	1	2.2	1	0	0	0	0	2	4	6.8	13.5	.111
	ALCS	NY Yankees vs. HOU	0-1	6.75	3	0	1	2.2	1	2	2	1	0	2	5	6.8	16.9	.111
	ALWC	NY Yankees vs. CLE	1-0	0.00	1	0	0	2.0	1	0	0	0	0	0	4	0.0	18.0	.143
2020	ALDS	NY Yankees vs. TBR	0-1	3.38	2	0	1	2.2	1	1	1	1	0	1	4	3.4	13.5	.111
POSTSEASON TOTALS			3-4	2.40	35	0	10	41.1	28	14	11	3	2	16	62	3.5	13.5	.189

## ALL-STAR GAME PITCHING

YEAR	TEAM	SITE	W-L	ERA	G	GS	SV	IP	H	R	ER	HR	HB	BB	SO	BB/9	SO/9	AVG
2012	NL	KC	0-0	0.00	1	0	0	0.1	0	0	0	0	0	1	1	27.0	27.0	.000
2013	NL	NYM	0-0	0.00	1	0	0	1.0	0	0	0	0	0	1	1	9.0	9.0	.000
2014	NL	MIN	0-0	0.00	1	0	0	0.2	0	0	0	0	0	0	0	0.0	0.0	.000
2015	NL	CIN	0-0	0.00	1	0	0	1.0	0	0	0	0	0	0	3	0.0	27.0	.000
2019	AL	CLE	0-0	0.00	1	0	1	1.0	0	0	0	0	0	0	3	0.0	27.0	.000
ALL-STAR GAME TOTALS			0-0	0.00	5	0	1	4.0	0	0	0	0	0	2	8	4.5	18.0	.000

## CAREER BATTING

AB	H	2B	3B	HR	RBI	SH	AVG	OBP	SLG
2	0	0	0	0	0	0	.000	.000	.000

## CAREER FIELDING

PCT	G	TC	PO	A	E	DP
.851	667	74	19	44	11	1

## WORLD BASEBALL CLASSIC PITCHING

YEAR	TEAM	W-L	ERA	G	GS	SV	IP	H	R	ER	HR	HB	BB	SO	BB/9	SO/9	AVG
2009	CUBA	0-1	5.68	2	2	0	6.1	6	4	4	0	0	4	8	5.7	11.4	.261
WBC TOTALS		0-1	5.68	2	2	0	6.1	6	4	4	0	0	4	8	5.7	11.4	.261

# TAYLOR CLARKE



## TAYLOR CLARKE #45 | RHP

<b>B/T</b>	<b>HT/WT</b>	<b>BORN (OPENING DAY AGE)</b>	<b>SERVICE TIME</b>
R/R	6-4/210	May 13, 1993 (29) in Ashburn, Va.	3 years, 120 days
<b>ACQUIRED</b>	<b>SIGNING SCOUT</b>		<b>CONTRACT STATUS</b>
Signed as FA, 12/1/21	George Swain (Diamondbacks)		1st year arb eligible

### ROYAL RUNDOWN

- + 4-year Major League veteran
- + Career-high 47 appearances with KC in 2022
- + Was teammates w/ Brad Keller in AZ org
- + Selected by D-backs in 3rd round in 2015
- + First MLB win: 5/25/19 at SF
- + First MLB save: 4/20/19 at CHC (MLB debut)

YEAR	TEAM	W	L	ERA	G	SV	IP	H	R	ER	HR	BB	SO	BB/9	SO/9	AVG
2022	KC	3	1	4.04	47	3	49.0	50	25	22	6	8	48	1.5	8.8	.260
<b>CAREER (4 YRS)</b>		<b>12</b>	<b>9</b>	<b>4.78</b>	<b>125</b>	<b>4</b>	<b>220.1</b>	<b>223</b>	<b>131</b>	<b>117</b>	<b>41</b>	<b>73</b>	<b>195</b>	<b>3.0</b>	<b>8.0</b>	<b>.260</b>

### CAREER HIGHLIGHTS

+ **Taylor Clarke** recorded at least 1 strikeout in each of his first 26 career relief appearances from April 20, 2019-April 30, 2021 to establish a new Major League record to begin a career, according to *Elias*, besting the previous mark held by **Tyler Glasnow** (24).

+ He earned a 3.0-inning save in his Major League debut on April 20, 2019 at Wrigley Field and recorded his first big league hit, a single off **Randy Rosario**... according to *Elias*, he became the first in Major League history to record a hit and a save in his debut.

+ Clarke earned a save, loss and win in his first 3 big league appearances, becoming the 2nd player since 1969 (when the save became an official stat) to record all three decisions within his first 3 appearances, joining Baltimore's **Sammy Stewart** in 1978 (*Elias*).

+ He earned his first career save on April 20, 2019 at the Cubs and earned his second save on April 28, 2022 vs. the White Sox, becoming the first pitcher in Major League history, according to *Elias*, to have each of his first 2 saves come vs. each Chicago team.

### 2022 HIGHLIGHTS

+ In 2022 with Kansas City, Clarke began the season with 91 consecutive batters faced before issuing a walk to **Vladimir Guerrero Jr.** on June 7, which ended a 9-pitch plate appearance...according to *Elias*, it was the 4th-longest such streak by batters faced to begin a season in Royals history.

+ Clarke was one of three pitchers to issue no more than 8 walks while making at least 45 appearances, along with **Chris Martin** (5 BB in 60 G) and All-Star **Joe Mantiplly** (6 BB in 69 G).

+ He had 48 strikeouts and just 8 walks for a 6.0 K/BB ratio, which ranked 10th among qualified relievers.

+ Clarke pitched in 44 of the Royals first 109 games (40.4%), but made just 3 appearances after Aug. 7... he missed 46 games with a left oblique strain before a brief return, but finished the season on the Injured List.

### ADDITIONAL CAREER HIGHLIGHTS

+ Hit his first and only career home run on May 30, 2019 at Colorado, becoming the 2nd D-backs rookie pitcher to homer, joining **Micah Owings** (4) in 2007.

+ Clarke started in 20 of his 35 appearances from 2019-20, but all 90 of his appearances since the 2021 season have come in relief, including a career-high 47 outings in his first season with the Royals in 2022.

### MINOR LEAGUE HIGHLIGHTS

+ Led D-backs minor league pitchers with 13 wins in 2018 and ranked 2nd with a career-high 152.0 innings.

### CAREER HIGHS

STRIKEOUTS	INNINGS
7 (2x), last 8/30/20 vs. SF	6.1, 5/25/19 at SF

### STREAKS

SCORELESS	HOMERLESS
10.0 IP 6/28/22 - 7/16/22	30.2 IP 4/21/21 - 8/22/21

### BATTERS FACED WITHOUT ISSUING A WALK TO BEGIN A SEASON, ROYALS HISTORY

PITCHER (YEAR)	BF
1. Dan Quisenberry (1982)	146
2. Paul Byrd (2002)	106
3. Jeff Suppan (2002)	93
4. <b>Taylor Clarke (2022)</b>	<b>91</b>

### CLARKE'S 2022 TIMELINE

DATES	IP	ERA	AVG
April	8.0	1.13	.179
May	9.1	10.61	.438
June-Oct.	31.2	2.84	.207

### MINOR LEAGUE HIGHLIGHTS (CONT.)

- + Named a Southern League All-Star in 2017.
- + Reached Double-A in his first full professional season in 2016, making 27 starts across three levels.

### MISCELLANEOUS NOTES

+ Clarke resides in Phoenix, Ariz. with his wife, whose name is also **Taylor Clarke**...they share three kids: twin boys, Bryce and Brody, and a daughter, Bayley.

+ He was born with right-side facial paralysis, a weakness of the muscles that can cause some of his speech to be slurred.

+ Selected by Arizona in the 3rd round (76th overall) of the 2015 Draft, becoming the highest-selected player from the College of Charleston, besting the previous mark set by **Brett Gardner** (109th).

+ As a redshirt junior at College of Charleston in 2015, he went 13-1 with a 1.73 ERA (22 ER in 114.1 IP) and 143 strikeouts (11.3 K/9) and 14 walks (1.1 BB/9).

+ Was a Collegiate Baseball Louisville Slugger All-American, Colonial Athletic Association Pitcher of the Year and Golden Spikes Award semifinalist...also was a National Pitcher of the Year finalist with **Carson Fulmer** (Vanderbilt) and **Tyler Jay** (Illinois).

+ Attended Towson University from 2012-13 before transferring to College of Charleston, after Towson eliminated its baseball program while he was rehabbing from Tommy John Surgery in 2013.

# TAYLOR CLARKE (CONT.)

## CAREER TRANSACTIONS

**2015:** Selected by Arizona in 3rd round of Draft (George Swain)...**2019:** Placed on 10-day IL, left back inflammation, July 3-19...placed on Paternity List, July 26-28...**2021:** Placed on 10-day IL, teres major muscle strain, June 15-Aug. 5...signed by Kansas City, Dec. 1...**2022:** Placed on 15-day IL, left oblique strain, Aug. 9-Sept. 29...placed on 15-day IL, right oblique strain, Oct. 3.

## CAREER PITCHING

YEAR	TEAM	W-L	ERA	G	GS	SV	IP	H	R	ER	HR	HB	BB	SO	BB/9	SO/9	AVG
2015	Hillsboro (A)	0-0	0.00	13	0	3	21.0	8	0	0	0	1	4	27	1.7	11.6	.114
2016	Kane County (A)	3-2	2.83	6	6	0	28.2	24	9	9	1	0	5	24	1.6	7.5	.222
	Visalia (A+)	1-1	2.74	4	4	0	23.0	19	7	7	3	3	7	22	2.7	8.6	.221
	Mobile (AA)	8-6	3.59	17	17	0	97.2	99	42	39	9	5	21	72	1.9	6.6	.261
2017	Jackson (AA)	9-7	2.91	21	21	0	111.1	94	41	36	7	4	39	107	3.2	8.7	.232
	Reno (AAA)	3-2	4.81	6	6	0	33.2	29	18	18	8	1	13	31	3.5	8.3	.225
2018	Reno (AAA)	13-8	4.03	27	27	0	152.0	149	76	68	12	2	44	125	2.6	7.4	.254
2019	Visalia (A+)	1-0	0.00	1	1	0	6.0	3	0	0	0	0	3	0	0	4.5	.150
	Reno (AAA)	3-1	6.63	8	8	0	36.2	41	27	27	6	1	17	28	4.2	6.9	.289
	ARIZONA	5-5	5.31	23	15	1	84.2	86	55	50	23	6	30	68	3.2	7.2	.263
2020	ARIZONA	3-0	4.36	12	5	0	43.1	35	23	21	8	0	21	40	4.4	8.3	.217
2021	ACL D-backs (R)*	0-1	67.50	1	1	0	0.2	2	5	5	0	0	2	1	27.0	13.5	.500
	Reno (AAA)	1-0	0.00	7	0	0	7.0	6	2	0	0	0	2	8	2.6	10.3	.250
	ARIZONA	1-3	4.98	43	0	0	43.1	52	28	24	4	0	14	39	2.9	8.1	.291
2022	Omaha (AAA)*	0-0	0.00	1	0	0	1.0	1	0	0	0	0	1	0	0	9.0	.250
	KANSAS CITY	3-1	4.04	47	0	3	49.0	50	25	22	6	1	8	48	1.5	8.8	.260
MINOR LEAGUE TOTALS		42-28	3.63	112	91	3	518.2	475	227	209	46	17	154	449	2.7	7.8	.243
MAJOR LEAGUE TOTALS		12-9	4.78	125	20	4	220.1	223	131	117	41	7	73	195	3.0	8.0	.260

\*Minor league injury rehab

## CAREER BATTING

AB	H	2B	3B	HR	RBI	SH	AVG	OBP	SLG
27	7	0	0	1	2	1	.259	.259	.370

## CAREER FIELDING

PCT	G	TC	PO	A	E	DP
.941	125	34	15	17	2	1

## ROYALS EJECTIONS

The Royals have had 147 different players, managers or coaches ejected from a game in the franchise's history, according to Retrosheet. Ned Yost is the club's all-time leader with 22 ejections and George Brett leads all players with seven.

NAME	EJECTIONS	NAME	EJECTIONS	NAME	EJECTIONS
1. Ned Yost	22	T8. George Brett	7	T15. Bob Lemon	5
2. Hal McRae	19	T8. Tony Peña Sr.	7	T15. Dale Sveum	5
3. Buddy Bell	15	T10. Amos Otis	6	T15. Darrell Porter	5
4. Whitey Herzog	13	T10. Jack McKeon	6	T15. Jim Frey	5
5. Tony Muser	12	T10. John Wathan	6	T15. Mike Matheny	5
T6. Dick Howser	8	T10. Lou Piniella	6		
T6. Trey Hillman	8	T10. Willie Wilson	6		



# DYLAN COLEMAN



## DYLAN COLEMAN #65 | RHP

<b>B/T</b>	<b>HT/WT</b>	<b>BORN (OPENING DAY AGE)</b>	<b>SERVICE TIME</b>
R/R	6-5/235	Sept. 16, 1996 (26) in Potosi, Mo.	1 year, 14 days
<b>ACQUIRED</b>		<b>OPTION YEARS USED</b>	
Trade with SD, 11/5/20 (Coleman & E. Olivares for T. Rosenthal)		0/3	

### ROYAL RUNDOWN

- + Made his MLB debut on 9/21/21 at CLE
- + Career-high 68 appearances with KC in 2022
- + 4-seam FB averaged 97.5 mph in 2022
- + Acquired by KC as PTBNL in 2020 trade
- + Selected by Padres in 4th round in 2018
- + First MLB win: 5/13/22 at COL

YEAR	TEAM	W	L	ERA	G	SV	IP	H	R	ER	HR	BB	SO	BB/9	SO/9	AVG
2022	KC	5	2	2.78	68	0	68.0	47	26	21	5	37	71	4.9	9.4	.194
<b>CAREER (2 YRS)</b>		<b>5</b>	<b>2</b>	<b>2.66</b>	<b>73</b>	<b>0</b>	<b>74.1</b>	<b>52</b>	<b>27</b>	<b>22</b>	<b>5</b>	<b>38</b>	<b>78</b>	<b>4.6</b>	<b>9.4</b>	<b>.195</b>

### CAREER HIGHLIGHTS

- + **Dylan Coleman** made his Major League debut in September **2021**, before making his first Opening Day roster with the Royals in **2022**, when he made a career-high 68 appearances.
- + In his debut on Sept. 21, **2021** at Cleveland, Coleman pitched a scoreless 7th inning and hit 100.6 mph.
- + Coleman was the Player to be Named Later in the **2020** trade that sent he and **Edward Olivares** to Kansas City for **Trevor Rosenthal**...the trade was announced on Aug. 29 and finalized on Nov. 5.

### 2022 HIGHLIGHTS

- + Coleman made 68 of his 69 appearances in **2022** with the Royals, falling 1 game shy of **Scott Barlow** for the team lead in appearances.
- + His 68 appearances ranked **2nd** among rookie relievers to Oakland's **Domingo Acevedo** (70) and Coleman's 68.0 innings trailed only Texas' **Brock Burke** (82.1 IP)...he also finished 8th among rookie relievers in ERA (2.78) and 9th in strikeouts (71).
- + On July 7 in Houston, he struck out **Yordan Alvarez** on a 100.1 mph fastball with two on in the 7th, and escaped the frame without allowing a run.
- + Had a stretch of 32 appearances from July 6-Sept. 25 in which he pitched to a 1.36 ERA (5 ER in 33.0 IP).
- + Finished the season with a career-best 26.0-inning homerless streak dating back to the last HR he allowed on July 1 at Yankee Stadium to **Anthony Rizzo**.

### MINOR LEAGUE HIGHLIGHTS

- + Had a 3.18 ERA (20 ER in 56.2 IP) in 45 appearances in San Diego's system from 2018-19, before being traded to Kansas City in **2020**...in his first full year in the Royals organization, **2021**, he reached Triple-A and recorded 93 strikeouts in 57.2 innings (14.5 K/9).
- + Coleman's 14.5 K/9 rate in **2021** ranked 2nd among Royals minor league pitchers.

### CAREER PITCHING

YEAR	TEAM	W-L	ERA	G	GS	SV	IP	H	R	ER	HR	HB	BB	SO	BB/9	SO/9	AVG
2018	Tri-City (A)	0-0	3.00	5	0	1	6.0	6	3	2	0	2	7	3.0	10.5	.273	
	Fort Wayne (A)	1-2	3.24	13	0	3	16.2	14	7	6	0	0	9	22	4.9	11.9	.226
2019	AZL Padres 1 (R)	2-1	2.37	16	2	1	19.0	15	8	5	2	1	6	26	2.8	12.3	.214
	Fort Wayne (A)	2-1	2.13	9	0	0	12.2	13	7	3	0	0	8	12	5.7	8.5	.265
	Lake Elsinore (A+)	0-1	15.43	2	0	0	2.1	4	6	4	0	0	3	1	11.6	3.9	.333
<b>2020</b>		Did not play (no minor league season)															
2021	NW Arkansas (AA)	1-1	2.92	18	0	4	24.2	19	8	8	2	0	5	37	1.8	13.5	.211
	Omaha (AAA)	4-0	3.55	27	0	3	33.0	19	16	13	2	3	17	56	4.6	15.3	.167
	KANSAS CITY	0-0	1.42	5	0	0	6.1	5	1	1	0	0	1	7	1.4	10.0	.208
2022	Omaha (AAA)	0-0	0.00	1	0	0	1.0	0	0	0	0	0	1	1	9.0	9.0	.000
	KANSAS CITY	5-2	2.78	68	0	0	68.0	47	26	21	5	6	37	71	4.9	9.4	.194
<b>MINOR LEAGUE TOTALS</b>		<b>10-6</b>	<b>3.20</b>	<b>91</b>	<b>2</b>	<b>12</b>	<b>115.1</b>	<b>90</b>	<b>55</b>	<b>41</b>	<b>6</b>	<b>6</b>	<b>51</b>	<b>162</b>	<b>4.0</b>	<b>12.6</b>	<b>.213</b>
<b>MAJOR LEAGUE TOTALS</b>		<b>5-2</b>	<b>2.66</b>	<b>73</b>	<b>0</b>	<b>0</b>	<b>74.1</b>	<b>52</b>	<b>27</b>	<b>22</b>	<b>5</b>	<b>6</b>	<b>38</b>	<b>78</b>	<b>4.6</b>	<b>9.4</b>	<b>.195</b>

### CAREER HIGHS

<b>STRIKEOUTS</b>	<b>INNINGS</b>
3 (4x), last 8/19/22 at TB	2.0 (6x) last 9/15/22 at MIN

### STREAKS

<b>SCORELESS</b>	<b>HOMERLESS</b>
9.1 IP 8/26/22 - 9/15/22	26.0 IP 8/1/22 - current

### BEST ERA THROUGH FIRST 73 CAREER GAMES ROYALS HISTORY

PITCHER (YEARS)	ERA
1. Joakim Soria (2007-08)	2.14
2. Kelvin Herrera (2011-12)	2.63
3. Scott Alexander (2015-17)	2.64
4. <b>Dylan Coleman (2021-22)</b>	<b>2.66</b>

### MISCELLANEOUS NOTES

- + Dylan resides in Mineral Point, Mo. and is originally from Potosi, Mo., which is about 70 miles southwest of St. Louis.
- + He attended Missouri State from **2016-18**, where as a sophomore he led the team with 8 wins and posted a Missouri Valley Conference-best 106 strikeouts in 99.1 innings, leading the Bears to a conference regular season title and an NCAA Regional title.
- + As a junior at Missouri State in **2018**, he went 10-2 in 17 outings with 129 strikeouts in 102.2 innings.
- + Graduated from Potosi HS (Mo.), where he earned All-State honors as a senior in both baseball and basketball...Coleman, who is now listed at 6-foot-5, scored more than 2,300 points on the court, breaking a 45-year school record.

### CAREER FIELDING

PCT	G	TC	PO	A	E	DP
.667	73	9	3	3	3	0





**AUSTIN COX** #86 | LHP  
**NON-ROSTER INVITEE**

<b>B/T</b>	<b>HT/WT</b>	<b>BORN (OPENING DAY AGE)</b>	<b>SERVICE TIME</b>
L/L	6-4/235	March 28, 1997 (26) in Macon, Ga.	0 days
<b>ACQUIRED</b>	<b>SIGNING SCOUT</b>		<b>OPTION YEARS USED</b>
5th round, 2018 Draft	Jim Buckley (Royals)		0/3

**ROYAL RUNDOWN**

- + ML Spring Training invitee in 2021-23
- + 2019 South Atlantic League All-Star

**CAREER HIGHLIGHTS**

- + **Austin Cox** in **2021** earned his first Major League invitation to Spring Training and went 4-1 with a 3.00 ERA (21 ER in 63.0 IP) and 56 strikeouts (8.0 K/9) through 15 starts at Double-A Northwest Arkansas, and started Game 1 of the Double-A Central Championship Series vs. Wichita.
- + Following the Championship Series, he was promoted to Triple-A Omaha, where he made 2 appearances (1 start).
- + Spent the **2020** season at the Alternate Training Site and participated in the Royals Postseason Camp at Kauffman Stadium in October.
- + In **2019**, Cox earned South Atlantic midseason All-Star honors with Lexington, where he made 13 starts and posted a 2.75 ERA (23 ER in 75.1 IP) and 77 strikeouts before earning a promotion to High-A Wilmington.
- + His 8 wins in **2019** trailed only **Brady Singer** (12), **Jonathan Bowlan** (11) and **Kris Bubic** (11), for most among Royals minor league pitchers.
- + Tossed 12.0 scoreless innings with 14 strikeouts and 3 walks over 2 postseason starts in **2019**, including 6.0 innings of 1-hit ball in a Game 4 victory (2-0) in the Carolina League Championship Series.

**2022 HIGHLIGHTS**

- + Spent the entire **2022** season with Triple-A Omaha after earning his second consecutive invitation to Major League Spring Training.
- + Made 29 appearances (24 starts) for the Storm Chasers, in which he went 7-7 and recorded his 1st career save while maintaining a 4.21 ERA (69 ER in 147.1 IP) and a career-high 105 strikeouts.

**MISCELLANEOUS NOTES**

- + Austin resides in Forsyth, Ga., with his wife, Hope, with whom he celebrated their wedding on Dec. 16, **2022** in Charleston, S.C...they have a dog, Rosie.
- + Graduated from First Presbyterian Day School (Ga.) in **2015**, the same school that LHP **Richard Lovelady** attended...he pitched to a 2.19 career ERA and was captain of the football team.
- + Pitched at Mercer University (Ga.) from **2016-18**, where he led the club with 17 starts as a junior... his 12.7 K/9 rate was the 2nd-highest mark in all of DI baseball, behind only 2022 AL All-Star **Shane Bieber** at the University of South Florida (14.1).

**CAREER PITCHING**

YEAR	TEAM	W-L	ERA	G	GS	SV	IP	H	R	ER	HR	HB	BB	SO	BB/9	SO/9	AVG	
2018	Burlington (R)	1-1	3.78	9	9	0	33.1	29	19	14	1	1	15	51	4.1	13.8	.228	
2019	Lexington (A)	5-3	2.75	13	13	0	75.1	59	30	23	5	1	22	77	2.6	9.2	.206	
	Wilmington (A+)	3-3	2.77	11	10	0	55.1	53	19	17	6	1	16	52	2.6	8.5	.260	
2020	Did not play (no minor league season)																	
2021	NW Arkansas (AA)	4-1	3.00	15	15	0	63.0	54	23	21	8	0	25	56	3.6	8.0	.232	
	Omaha (AAA)	0-0	18.00	2	1	0	5.0	9	10	10	3	2	5	4	9.0	7.2	.375	
2022	Omaha (AAA)	7-7	4.21	29	24	1	147.1	161	80	69	20	6	50	105	3.1	6.4	.273	
<b>MINOR LEAGUE TOTALS</b>		<b>20-15</b>	<b>3.65</b>	<b>79</b>	<b>72</b>	<b>1</b>	<b>379.1</b>	<b>365</b>	<b>181</b>	<b>154</b>	<b>43</b>	<b>11</b>	<b>133</b>	<b>345</b>	<b>3.2</b>	<b>8.2</b>	<b>.249</b>	

**CAREER TRANSACTIONS**

- 2018:** Selected by Kansas City in 5th round of Draft (Jim Buckley).

# TYLER CROPLEY



## TYLER CROPLEY

#79 | C

### NON-ROSTER INVITEE

B/T	HT/WT	BORN (OPENING DAY AGE)	SERVICE TIME
R/R	5-11/205	Dec. 10, 1995 (27) in Sioux City, Iowa	0 days
ACQUIRED	SIGNING SCOUT	OPTION YEARS USED	
Signed as MiLB FA, 10/8/20	Brandon Larson (Nationals)	0/3	

### ROYAL RUNDOWN

- + ML Spring Training invitee in 2022-23
- + Univ. of Iowa alumnus, 2017-18
- + 2018 Johnny Bench Award semifinalist
- + 8th round selection by Washington in 2018

### CAREER HIGHLIGHTS

- + **Tyler Cropley** in **2021** appeared in 26 games with Double-A Northwest Arkansas and collected his first Double-A home run on May 23 at Springfield.
- + Was released by Washington on May 27, **2020**, and signed with Kansas City on Oct. 8.
- + In his first full season in **2018**, he hit .310 across 14 games in his professional debut with the GCL Nationals and Class-A Auburn.

### 2022 HIGHLIGHTS

- + Earned his first invitation to Major League Spring Training in **2022** with Kansas City.
- + Appeared in just 36 games across three levels of Kansas City's minor league system due to injury, with stops in Arizona (2 games), Low-A Columbia (3) and Northwest Arkansas (31).

### MISCELLANEOUS NOTES

- + Tyler resides in McCook Lake, S.D.

### MISCELLANEOUS NOTES (CONT.)

- + Transferred to the University of Iowa in **2017**, where he threw out a Big 10-most 19 would-be baserunners as a junior.
- + Attended Iowa Western Community College from **2015-16**, where he led the team to a 106-22 record over two seasons, winning back-to-back conference titles and finished 4th at the NJCAA World Series in **2016**.
- + Was named a semifinalist for the **Johnny Bench** Award as a senior and was a First-Team All-Big Ten selection after leading the Iowa Hawkeyes in batting average (.342) with 29 extra-base hits and 50 RBI in 53 games, and tied for the conference lead with 20 doubles.
- + His father, Dean, played baseball at Wayne State University, and his mother, Lesa, played softball at South Dakota.
- + Was a three-time high school all-state selection at Bishop Heelan Catholic High School in Sioux City, Iowa.
- + He was all-state and all-division in football and he placed 3rd in Class 3A in long jump as a senior.

### CAREER BATTING

YEAR	TEAM	G	AB	R	H	2B	3B	HR	RBI	SF	HB	BB	SO	SB	CS	AVG	OBP	SLG	OPS
2018	GCL Nationals (R)	10	30	3	11	1	0	0	8	0	1	8	2	1	0	.367	.513	.400	.913
	Auburn (A)	4	12	3	2	1	0	0	1	0	1	1	1	0	0	.167	.286	.250	.536
2019	Hagerstown (A)	41	123	14	23	5	0	2	8	1	7	12	32	1	2	.187	.294	.276	.570
2020	Did not play (no minor league season)																		
2021	NW Arkansas (AA)	26	67	8	13	2	0	2	6	0	5	8	15	0	0	.194	.325	.313	.638
2022	ACL Royals (R)	2	5	0	1	1	0	0	0	0	0	1	0	0	0	.200	.333	.400	.733
	Columbia (A)	3	11	1	3	0	0	0	0	0	0	0	1	1	0	.273	.273	.273	.546
	NW Arkansas (AA)	31	92	7	15	5	0	2	7	2	5	8	22	0	0	.163	.262	.283	.545
MINOR LEAGUE TOTALS		117	340	36	68	15	0	6	30	3	19	38	73	3	2	.200	.313	.297	.610

### CAREER TRANSACTIONS

**2018:** Selected by Washington in 8th round of Draft (Brandon Larson)...**2020:** Signed by Kansas City as Minor League free agent, Oct. 8.



JOSE CUAS (kwas)			#74	RHP
<b>B/T</b>	<b>HT/WT</b>	<b>BORN (OPENING DAY AGE)</b>		<b>SERVICE TIME</b>
R/R	6-3/200	June 28, 1994 (28) in Santo Domingo, D.R.		123 days
<b>ACQUIRED</b>		<b>SIGNING SCOUT</b>		<b>OPTION YEARS USED</b>
Signed as MiLB FA, 6/23/21		Dan Nellum (Brewers)		0/3

ROYAL RUNDOWN	
+ Made his MLB debut on 5/31/22 at CLE	+ Played first 3 seasons as infielder
+ Signed with KC as minor league FA on 6/23/21	+ Selected by Brewers in 11th round of 2015
+ Began 2021 in an Independent League	+ First MLB win: 6/15/22 at SF
+ Converted to pitcher at end of 2017 season	+ First MLB save: 8/9/22 vs. CWS

YEAR	TEAM	W	L	ERA	G	SV	IP	H	R	ER	HR	BB	SO	BB/9	SO/9	AVG
2022	KC	4	2	3.58	47	1	37.2	39	18	15	2	24	34	5.7	8.1	.264

**CAREER HIGHLIGHTS**

+ **Jose Cuas** made his Major League debut on May 31, **2022**, less than a year after the Royals signed him to a minor league contract in June **2021**, when he was pitching for the Long Island Ducks of the Independent Atlantic League.

+ In **2022**, Cuas was named the **Tony Conigliaro** Award winner, which has been given every year since **1990** in memory of the Red Sox outfielder, whose career was tragically shortened by a beanball in **1967** and whose life ended in **1990** at the age of 45...it is awarded to a "Major Leaguer who has overcome adversity through the attributes of spirit, determination, and courage that were trademarks of Tony C."

+ He was released twice before signing with the Royals, by Arizona in May **2020** and by Milwaukee in July **2018**...while pitching for the Long Island Ducks in between stints with those clubs, he was also delivering packages for FedEx.

+ Following the **2017** season, Milwaukee converted Cuas to a pitcher, after three seasons as an infielder.

**2022 HIGHLIGHTS**

+ Cuas began the **2022** season at Triple-A Omaha, where he pitched to a 1.74 ERA (4 ER in 20.2 IP) in 20 appearances, before being selected on May 30.

+ He pitched a scoreless inning in his Major League debut on May 31 in Cleveland, with his wife, Anais, and brother, Alex, in attendance.

+ Cuas, a Brooklyn native, fulfilled a lifelong dream on July 29, when he spun a scoreless 7th inning at Yankee Stadium.

+ He appeared in both games of Kansas City's Aug. 9 doubleheader vs. the White Sox, earning his first career save in Game 1, before allowing the game-deciding run in the 8th inning of Game 2.

+ Cuas recorded fewer than 3 outs in 24 of his 47 appearances (51.1%) with the Royals.

+ He had 12 consecutive scoreless appearances that covered 8.0 innings from Aug. 26-Sept. 24.

**MINOR LEAGUE HIGHLIGHTS**

+ Began the **2021** season with the Long Island Ducks of the Atlantic League, where he pitched 11.0 scoreless innings before the Royals signed him to a minor league deal on June 23.

+ In a span of three months in **2021**, he went from pitching in an Independent League, to the Arizona Complex League (2 games) and then to Double-A Northwest Arkansas (22 games), before ending the season at Triple-A Omaha (3 games).

**CAREER HIGHS**

STRIKEOUTS	INNINGS
3, 7/27/22 vs. LAA	1.2, 6/11/22 vs. BAL

**STREAKS**

SCORELESS	HOMERLESS
8.1 IP 8/26/22 - 9/25/22	15.2 IP 6/21/22 - 8/11/22

**JOSE CUAS CAREER TIMELINE**

DATE	EVENT
2015	Drafted by Milwaukee as a position player
2017	Converted to pitcher
July 2018	Released by Milwaukee
	Signed with Independent League Long Island Ducks
	Delivered packages for FedEx
May 2019	Signed minor league deal with Arizona
May 2020	Released by Arizona
2020-21	Pitched for Águilas in Dominican Winter League
June 2021	Signed minor league deal with Kansas City
May 2022	Made his Major League debut with Kansas City

**HIGH PRAISE FOR CUAS**

"When you're on the mound, every person who reaches first base on you is taking food away from your kid."

+ 6-time All-Star **Francisco Rodríguez** to Cuas when they were teammates with Long Island Ducks in **2018**.

"As long as you stay healthy, you can play baseball as long as you want."

+ 8-time All-Star **Robinson Canó** to Cuas after facing him in the Dominican Winter League in January **2021**.

Quotes from [story](#) in *The Athletic* by **Alec Lewis**.

**MINOR LEAGUE HIGHLIGHTS (CONT.)**

+ He pitched in all 3 Double-A Central championship games with Northwest Arkansas in **2021**, recording 2 saves and the final out of Game 3 to clinch the title.

+ In 27 appearances across three levels in **2021**, Cuas recorded a 1.51 ERA (7 ER in 41.2 IP) with 44 strikeouts.

+ In the offseason between **2020** and **2021**, Cuas pitched for the Águilas Cibaenas in the Dominican Winter League, where he met **Tony Peña Jr.** of the Royals, which eventually led to his signing with Kansas City a few months later.

+ Pitched to a 1.60 ERA (8 ER in 45.0 IP) across three levels in the Diamondbacks organization in **2019**, but was released in May **2020** during the pandemic.

## JOSE CUAS (CONT.)

### MINOR LEAGUE HIGHLIGHTS (CONT.)

- + Made the conversion to pitcher in **2018**, but was released by Milwaukee in July and signed with the Long Island Ducks shortly after.
- + With Long Island in **2018**, Cuas was teammates with six-time All-Star **Francisco Rodríguez**, who encouraged Cuas to continue throwing sidearm.
- + Milwaukee converted him to pitcher at the end of the **2017** season.
- + In 214 games from **2016-17**, Cuas combined to hit .178, after leading his rookie-level Helena team with 67 hits in his **2015** professional debut.

### MISCELLANEOUS NOTES

- + Jose resides in Brooklyn, N.Y. with his fiancée, Anais, son, Jose, and daughter, Anais.

### MISCELLANEOUS NOTES (CONT.)

- + Cuas' transition from position player to pitcher was aided by his brother, Alex, who pitched at Towson University in Maryland before creating an athlete performance training facility, according to a [story](#) in *The Athletic* by **Alec Lewis**.
- + He played collegiately at Maryland from **2013-15**, where he led the Terrapins in HR in **2014** and **2015**.
- + Cuas graduated from Grand Street Campus HS (N.Y.), where he was a four-year letter-winner and led the Wolves to the **2012** city championship as a senior.
- + He was selected by Toronto in the 40th round of the **2012** Draft, but did not sign.

### CAREER PITCHING

YEAR	TEAM	W-L	ERA	G	GS	SV	IP	H	R	ER	HR	HB	BB	SO	BB/9	SO/9	AVG
2018	Wisconsin (A)	2-0	8.38	13	0	0	19.1	26	18	18	3	4	10	19	4.7	8.8	.333
2019	Hillsboro (A)	2-0	0.00	7	0	3	9.1	1	0	0	0	1	2	6	1.9	5.8	.037
	Kane County (A)	3-2	1.64	14	0	7	22.0	14	6	4	1	2	9	18	3.7	7.4	.182
	Visalia (A+)	1-1	2.63	5	0	0	13.2	15	4	4	1	0	2	11	1.3	7.2	.288
2020	Did not play affiliated ball																
2021	ACL Royals Blue (R)	1-0	0.00	2	0	0	4.1	0	0	0	0	0	0	8	0.0	16.6	.000
	NW Arkansas (AA)	3-1	1.95	22	0	3	32.1	31	11	7	1	2	7	32	2.0	8.9	.252
	Omaha (AAA)	1-0	0.00	3	0	0	5.0	2	0	0	0	1	1	4	1.8	7.2	.125
2022	Omaha (AAA)	0-3	1.61	22	0	3	22.1	17	7	4	1	3	7	21	2.8	8.5	.205
	KANSAS CITY	4-2	3.58	47	0	1	37.2	39	18	15	2	6	24	34	5.7	8.1	.264
MINOR LEAGUE TOTALS		13-7	2.59	88	0	16	128.1	106	46	37	7	13	38	119	2.7	8.4	.226
MAJOR LEAGUE TOTALS		4-2	3.58	47	0	1	37.2	39	18	15	2	6	24	34	5.7	8.1	.264

### CAREER BATTING

AB	H	2B	3B	HR	RBI	SH	AVG	OBP	SLG
0	0	0	0	0	0	0	.000	.000	.000

### PITCHING

PCT	G	TC	PO	A	E	DP
1.000	47	8	0	8	0	0

### THE TONY CONIGLIARO AWARD

The Boston Red Sox have recognized a **Tony Conigliaro** Award winner for every year since 1990 in memory of the former Red Sox outfielder, whose career was tragically shortened by a beanball in 1967 and whose life ended in 1990 at the age of 45. It is awarded to a "Major Leaguer who has overcome adversity through the attributes of spirit, determination, and courage that were trademarks of Tony C."

Voting is conducted by a 14-person committee comprised of media members, Major League Baseball executives, Red Sox officials, and Conigliaro's brother, Rich.

**Jose Cuas** is the 2nd Royal to win the Tony Conigliaro Award, following outfielder **Jim Eisenreich**, who battled Tourette syndrome before earning the inaugural Tony Conigliaro Award in 1990.

A native of Swampscott, Mass., Tony Conigliaro hit a home run in his first at-bat at Fenway Park in 1964 at only 19 years old. A year later, he became the youngest player to lead his league in home runs when he hit 32 in 1965. He also became the youngest American League player to reach 100 home runs when he hit No. 100 at 22 years and 197 days old. Conigliaro's early promise of greatness went unfulfilled after he was struck in the face by a pitch on Aug. 18, 1967. The pitch fractured his left cheekbone, dislocated his jaw, and severely damaged the retina in his left eye. He missed all of the 1968 season, but returned to play two more years in Boston, hitting a career-high 36 home runs for the Sox in 1970, when he also drove in 116 runs. He was traded after the season to the Angels, but declining vision led him to announce his retirement in 1971. Conigliaro suffered a massive heart attack in 1982 and died eight years later at the age of 45.

### TONY CONIGLIARO AWARD WINNERS

YEAR	PLAYER	TEAM	YEAR	PLAYER	TEAM	YEAR	PLAYER	TEAM
1990	Jim Eisenreich	Royals	2001	Jason Johnson	Orioles	2012	R.A. Dickey	Mets
1991	Dickie Thon	Phillies		Graeme Lloyd	Expos	2013	John Lackey	Red Sox
1992	Jim Abbott	Angels	2002	Jose Rijo	Reds	2014	Wilson Ramos	Nationals
1993	Bo Jackson	White Sox	2003	Jim Mecir	Athletics	2015	Mitch Harris	Cardinals
1994	Mark Leiter	Angels	2004	Dewon Brazelton	Rays	2016	Yangervis Solarte	Padres
1995	Scott Radinsky	White Sox	2005	Aaron Cook	Rockies	2017	Chad Bettis	Rockies
1996	Curtis Pride	Tigers	2006	Freddy Sanchez	Pirates	2018	Stephen Piscotty	Athletics
1997	Eric Davis	Orioles	2007	Jon Lester	Red Sox	2019	Rich Hill	Dodgers
1998	Bret Saberhagen	Red Sox	2008	Rocco Baldelli	Rays	2020	Daniel Bard	Rockies
1999	Mike Lowell	Marlins	2009	Chris Carpenter	Cardinals	2021	Trey Mancini	Orioles
2000	Kent Mercker	Angels	2010	Joaquin Benoit	Rays	2022	<b>Jose Cuas</b>	<b>Royals</b>
	Tony Saunders	Marlins	2011	Tony Campana	Cubs			



**YEFRI DEL ROSARIO** (like Jeffrey) #87 | RHP  
**NON-ROSTER INVITEE**

<b>B/T</b>	<b>HT/WT</b>	<b>BORN (OPENING DAY AGE)</b>	<b>SERVICE TIME</b>
R/R	6-2/205	Sept. 23, 1999 (23) in Miches, D.R.	0 days
<b>ACQUIRED</b>	<b>SIGNING SCOUT</b>		<b>OPTION YEARS USED</b>
Signed as MiLB FA, 12/5/17	Jonathan Cruz (Braves)		0/3

**ROYAL RUNDOWN**  
 + ML Spring Training invitee in 2023 + 2-time participant in LIDOM: '20-21, '22-'23

**CAREER HIGHLIGHTS**

- + **Yefri Del Rosario** spent **2021** in Double-A, appearing in 26 games (11 starts), and struck out 78 batters in 70.2 innings.
- + Missed the **2020** and **2019** seasons, due to the COVID-19 pandemic and injury, but did join the Royals fall instructional league at Kauffman Stadium in **2020**.
- + In **2018**, Del Rosario made his debut in the Royals organization with Class-A Lexington, and worked strictly as a starter...went 6-0 in his last 7 starts with a 1.10 ERA (5 ER in 41 IP) and .184 opponents' average, earning Lexington's Pitcher of the Month for August.
- + In **2017**, appeared in 13 games with the Dominican League Braves (2 starts) and GCL Braves (11 games, 6 starts) in his professional debut.

**2022 HIGHLIGHTS**

- + Split the **2022** season between Double-A Northwest Arkansas and Triple-A Omaha, making 47 relief appearances with a 4.48 ERA (36 ER in 72.1 IP) and 53 strikeouts.
- + Began the season with the Naturals, where his 6 wins tied three others for the most on the team.
- + Of his 38 Double-A outings, 24 finished the game.
- + Was promoted to Omaha on Sept. 2, where he went 1-0 and allowed 3 earned runs in 10.0 innings.
- + Made 1 appearance with the Gigantes del Cibao in the Dominican Winter League, covering 1.0 inning.

**MISCELLANEOUS NOTES**

- + In **2017**, he was one of 13 Atlanta prospects granted free agency after a Major League Baseball investigation determined the Braves circumvented the international signing guidelines (see chart below).
- + He pitched in 3 games with the Gigantes del Cibao in the Dominican Winter League in the **2020-21** offseason.

**2017 ATLANTA MILB FREE AGENTS**

PLAYER NAME (POSITION)	CURRENT ORG.
Ji Hwan Bae* (IF/OF)	Pittsburgh
Juan Contreras (RHP)	n/a
<b>Yefri Del Rosario (RHP)</b>	<b>Kansas City</b>
Abrahan Gutierrez (IF)	Pittsburgh
Kevin Maitan (IF)	LA Angels
Brandol Mezquita (OF)	Atlanta
<b>Juan Carlos Negret (OF)</b>	<b>Kansas City</b>
Yenci Peña (IF)	Texas
Angel Rojas (IF)	NY Yankees
Yunior Severino (I/OF)	Minnesota
Livan Soto* (IF)	LA Angels
Antonio Sucre (OF)	n/a
Guillermo Zuniga (RHP)	St. Louis

\*has appeared in Majors

**CAREER PITCHING**

YEAR	TEAM	W-L	ERA	G	GS	SV	IP	H	R	ER	HR	HB	BB	SO	BB/9	SO/9	AVG
2017	DSL Braves	0-0	1.80	2	2	0	5.0	1	2	1	0	0	4	7	7.2	12.6	.067
	GCL Braves (R)	1-1	3.90	11	6	0	32.1	37	20	14	1	2	10	29	2.8	8.1	.285
2018	Lexington (A)	6-5	3.19	15	15	0	79.0	69	36	28	10	2	29	72	3.3	8.2	.227
2019	Did not play (injured)																
2020	Did not play (no minor league season)																
2021	NW Arkansas (AA)	2-4	5.99	26	11	0	70.2	79	51	47	12	6	35	78	4.5	9.9	.280
2022	NW Arkansas (AA)	6-3	4.76	38	0	6	62.1	68	35	33	8	4	26	47	3.8	6.8	.275
	Omaha (AAA)	1-0	2.70	9	0	0	10.0	10	4	3	1	0	3	6	2.7	5.4	.250
<b>MINOR LEAGUE TOTALS</b>		<b>16-13</b>	<b>4.37</b>	<b>101</b>	<b>34</b>	<b>6</b>	<b>259.1</b>	<b>264</b>	<b>148</b>	<b>126</b>	<b>32</b>	<b>14</b>	<b>107</b>	<b>239</b>	<b>3.7</b>	<b>8.3</b>	<b>.259</b>

**CAREER TRANSACTIONS**

**2016:** Signed by Atlanta as international free agent, July 29, (Jonathan Cruz)...**2017:** Declared free agent by MLB, Nov. 21...signed by Kansas City as minor league free agent, Dec. 5.

# HUNTER DOZIER



## HUNTER DOZIER

#17 | IF/OF

B/T	HT/WT	BORN (OPENING DAY AGE)	SERVICE TIME
R/R	6-4/215	Aug. 22, 1991 (31) in Wichita Falls, Texas	5 years, 60 days
ACQUIRED	SIGNING SCOUT	CONTRACT STATUS	
1st round, 2013 Draft	Mitch Thompson (Royals)	signed through 2024	

### ROYAL RUNDOWN

- + 6-year Major League veteran, all with Royals
- + Made Major League debut with KC in 2016
- + Tied for MLB lead with 10 triples in 2019
- + 2016 George Brett Hitter of the Year
- + Career-high 29 2B, 26 HR, 84 RBI in 2019
- + First MLB hit: 9/15/16 vs. OAK
- + Since 2018, ranks 2nd on team with 558 games
- + First MLB HR: 5/30/18 vs. MIN

YEAR	TEAM	G	AB	R	H	2B	3B	HR	RBI	BB	SO	SB	CS	AVG	OBP	SLG
2022	KC	129	462	51	109	26	4	12	41	34	125	4	3	.236	.292	.387
<b>CAREER (6 YRS)</b>		<b>566</b>	<b>2011</b>	<b>250</b>	<b>483</b>	<b>106</b>	<b>26</b>	<b>71</b>	<b>226</b>	<b>185</b>	<b>592</b>	<b>17</b>	<b>12</b>	<b>.240</b>	<b>.307</b>	<b>.425</b>

### CAREER HIGHLIGHTS

+ **Hunter Dozier**, the 8th overall pick in the **2013** Draft out of Stephen F. Austin, has spent his entire 6-year Major League career with the Royals.

+ Prior to the **2021** season, he signed a 4-year deal through the **2024** season, with a team option for **2025**.

+ Set career highs across the board in **2019** when he hit .279 with an .870 OPS, 29 doubles, a Major League-leading (tied) 10 triples, 26 HR and 84 RBI.

+ Since **2018**, Dozier ranks 2nd among Royals in games (558), runs (246), hits (479), doubles (105), and ranks 3rd in HR (71) and RBI (225).

+ Over the last five seasons (since **2018**), Dozier is tied for 2nd in the Majors with 26 triples, trailing only **Amed Rosario**.

+ During his Major League career, he's made starts at third base (211), first base (131), right field (119) and left field (22).

### 2022 HIGHLIGHTS

+ Among players with at least 10 home runs in **2022**, Dozier had the 5th-highest percentage of "no doubters" (66.7%), which *Statcast* defines as a HR that would be out at all 30 stadiums...he trailed **Ronald Acuña Jr.** (80.0%), **Bryce Harper** (73.7%), **Juan Ypez** (69.2%) and **Trayce Thompson** (69.2%).

+ Made his first career pitching appearance in the 9th inning on Aug. 28 vs. San Diego.

### ADDITIONAL CAREER HIGHLIGHTS

+ In **2021**, Dozier made starts at third base (52), right field (50), left field (13), first base (12) and designated hitter (10), becoming the second player ever to start at least 10 games at each of those five positions in a single season, following **Jeff Conine** in 2001.

+ In **2019**, he was a finalist in the Google MLB All-Star Starters Election among third basemen.

+ In **2019**, he became the first Royal to record at least 25 doubles, 10 triples and 25 home runs in a season, and just the fifth player in the American League to do it since **1990**.

+ During a 10-game road trip from Aug. 2-11, **2019**, he hit 6 HR, including 3 multi-home run games, becoming the first Royal with 3 multi-HR games on the same trip, according to *Elias*.

### MINOR LEAGUE HIGHLIGHTS

+ Named Triple-A Omaha Player of the Year in **2016**.

+ Named Advanced-A Wilmington Player of the Year in **2014**.

### CAREER HIGHS

HITS	RUNS
5, 5/13/22 at COL	4, 5/13/22 at COL
DOUBLES	RBI
2 (11x), last 7/10/22 vs. CLE	4 (2x), last 6/25/19 at CLE
TRIPLES	STOLEN BASES
2, 4/27/19 vs. LAA	2, 8/28/22 vs. SD
HOME RUNS	WALKS
2 (3x), last 8/11/19 at DET	3 (2x), last 8/31/20 vs. CLE

### STREAKS

HITTING	ON BASE
9 7/13/19 - 7/21/19	16 4/19/19 - 5/7/19
9 4/19/19 - 5/1/19	13 7/13/19 - 7/26/19

### MOST TRIPLES IN MLB SINCE 2018

PLAYER	TRIPLES
1. Amed Rosario (NYM/CLE)	31
<b>T2. Hunter Dozier (KC)</b>	<b>26</b>
T2. Kevin Kiermaier (TB)	26

### MISCELLANEOUS NOTES

+ Hunter resides in Argyle, Texas with his wife, Amanda, son, Bodhi, and daughters, Blake and Briar.

+ He joined the Taylor Hooton Foundation's MLB-endorsed Advisory Board of active players in **2021**...the THF created the ALL ME League to raise awareness about the dangers of appearance and performance enhancing substances.

+ Started "Step Up Big" in **2020**, which supports Big Brothers, Big Sisters of Kansas City...he's also volunteered at Special Olympics Clinics, a PLAY Clinic for area youth and the Dream Factory through Royals Charities...he previously participated in the Royals Charities Golf Tournament, Diamond of Dreams and a calendar shoot for Braden's Hope.

+ Participated in Royals FanFest from **2017-20**.

+ Attended Stephen F. Austin State University, and left as the school's career leader in hits and doubles... named Southland Conference Player of the Year in **2013** and a finalist for the Brooks Wallace Award, which is given to the best shortstop in college baseball.

+ Graduated from Denton HS (Texas), where he lettered in baseball and football, but missed his senior football season due to a broken collarbone.

+ Enjoys golfing, hunting and spending time with his family during the offseason.



# HUNTER DOZIER (CONT.)

## CAREER TRANSACTIONS

**2013:** Selected by Kansas City in 1st round (8th overall) of Draft (Mitch Thompson)...**2017:** Placed on 60-day IL, left oblique strain, April 2-June 1...**2019:** Placed on 10-day IL, right side thorax tightness, June 3-21...**2020:** Placed on 10-day IL, July 22-Aug. 9...**2021:** Signed by Royals to 4-year contract, March 1...placed on 7-day Concussion IL, May 14, transferred to 10-day IL, May 23-28...**2022:** Placed on Restricted List, July 14-18...placed on Paternity List, Aug. 15-18.

## CAREER WALK OFFS (2)

DATE/OPPONENT	PLAY/PITCHER (INN.)
+ 8/24/18 vs. CLE	solo HR off Allen (9th)
+ 4/14/19 vs. CLE	1B off Hand (9th)

## CAREER HR HIGHLIGHTS

MULTI-HR GAMES (3)	PITCHER(S)
+ 8/2/19 at MIN (2)	Martin Pérez
+ 8/8/19 at DET (2)	Matthew Boyd
+ 8/11/19 at DET (2)	Daniel Norris & Drew VerHagen
WALK-OFF HR (1)	PITCHER (INN.)
+ 8/24/18 vs. CLE	Cody Allen (9th)
GRAND SLAMS (1)	PITCHER (INN.)
+ 6/25/19 at CLE	Brad Hand (9th)

## CAREER BATTING

YEAR	TEAM	G	AB	R	H	2B	3B	HR	RBI	SF	HB	BB	SO	SB	CS	AVG	OBP	SLG	OPS
2013	Idaho Falls (R)	54	218	43	66	24	0	7	43	2	3	35	32	3	1	.303	.403	.509	.912
	Lexington (A)	15	55	6	18	6	0	0	9	0	1	3	5	0	0	.327	.373	.436	.809
2014	Wilmington (A+)	66	224	36	66	18	0	4	39	3	5	35	56	7	3	.295	.397	.429	.826
	NW Arkansas (AA)	64	234	33	49	12	0	4	21	1	1	31	70	3	2	.209	.303	.312	.615
2015	NW Arkansas (AA)	128	475	65	101	27	1	12	53	2	1	45	151	6	2	.213	.281	.349	.630
2016	NW Arkansas (AA)	26	95	14	29	8	0	8	21	0	1	14	23	4	0	.305	.400	.642	1.042
	Omaha (AAA)	103	391	65	115	36	1	15	54	3	0	40	100	3	1	.294	.357	.506	.863
	KANSAS CITY	8	19	4	4	1	0	0	1	0	0	2	8	0	0	.211	.286	.263	.549
2017	Wilmington (A+)	3	11	1	4	1	0	0	1	0	1	1	5	0	0	.364	.462	.455	.917
	NW Ark. (AA)*	6	16	4	4	1	0	0	0	0	0	4	8	0	0	.250	.400	.313	.713
	Omaha (AAA)	24	84	11	19	6	1	4	12	1	2	9	37	1	1	.226	.313	.464	.777
2018	Omaha (AAA)	35	118	18	30	6	0	1	11	0	1	24	43	2	1	.254	.385	.331	.716
	KANSAS CITY	102	362	36	83	19	4	11	34	1	1	24	109	2	3	.229	.278	.395	.673
2019	NW Ark. (AA)*	3	14	1	5	1	0	0	4	0	0	2	1	0	0	.357	.357	.429	.786
	KANSAS CITY	139	523	75	146	29	10	26	84	5	3	55	148	2	2	.279	.348	.522	.870
2020	KANSAS CITY	44	158	29	36	4	2	6	12	0	1	27	48	4	0	.228	.344	.392	.736
2021	Omaha (AAA)*	4	18	1	3	2	0	0	3	0	0	5	0	0	0	.167	.167	.278	.445
	KANSAS CITY	144	487	55	105	27	6	16	54	6	7	43	154	5	4	.216	.285	.394	.679
2022	KANSAS CITY	129	462	51	109	26	4	12	41	1	3	34	125	4	3	.236	.292	.387	.679
MINOR LEAGUE TOTALS		<b>531</b>	<b>1953</b>	<b>298</b>	<b>509</b>	<b>148</b>	<b>3</b>	<b>55</b>	<b>271</b>	<b>12</b>	<b>16</b>	<b>241</b>	<b>537</b>	<b>30</b>	<b>11</b>	<b>.261</b>	<b>.345</b>	<b>.424</b>	<b>.769</b>
MAJOR LEAGUE TOTALS		<b>566</b>	<b>2011</b>	<b>250</b>	<b>483</b>	<b>106</b>	<b>26</b>	<b>71</b>	<b>226</b>	<b>13</b>	<b>15</b>	<b>185</b>	<b>592</b>	<b>17</b>	<b>12</b>	<b>.240</b>	<b>.307</b>	<b>.425</b>	<b>.732</b>

Tied for league lead in **bold**. \*Minor league injury rehab

## CAREER FIELDING

YEAR	POSITION	PCT	G	GS	INN	TC	PO	A	E	DP
2016	RIGHT FIELD	1.000	7	5	44.0	13	13	0	0	0
2018	FIRST BASE	.991	51	50	445.0	430	406	20	4	45
	THIRD BASE	.958	37	35	307.0	72	16	53	3	6
	RIGHT FIELD	1.000	2	2	16.0	3	3	0	0	0
2019	FIRST BASE	1.000	7	7	62.0	48	47	1	0	4
	THIRD BASE	.965	100	99	858.2	256	66	181	9	20
	RIGHT FIELD	1.000	20	17	157.1	42	41	1	0	0
2020	FIRST BASE	1.000	28	24	211.2	191	182	9	0	24
	THIRD BASE	-	1	0	3.0	0	0	0	0	0
	LEFT FIELD	1.000	2	2	16.0	4	4	0	0	0
	RIGHT FIELD	1.000	18	18	147.1	29	29	0	0	0
2021	FIRST BASE	1.000	19	12	122.1	107	99	8	0	10
	THIRD BASE	.956	57	52	422.2	113	33	75	5	11
	LEFT FIELD	1.000	14	13	96.0	17	16	1	0	0
	RIGHT FIELD	.982	60	50	454.0	113	106	5	2	0
2022	PITCHER	1.000	1	0	1.0	1	0	1	0	0
	FIRST BASE	.997	42	38	332.0	313	290	22	1	33
	THIRD BASE	.920	27	25	212.0	50	8	38	4	4
	LEFT FIELD	1.000	9	7	59.0	12	12	0	0	0
	RIGHT FIELD	1.000	35	27	230.1	47	47	0	0	0
CAREER TOTALS (P)		<b>1.000</b>	<b>1</b>	<b>0</b>	<b>1.0</b>	<b>1</b>	<b>0</b>	<b>1</b>	<b>0</b>	<b>0</b>
CAREER TOTALS (1B)		<b>.995</b>	<b>147</b>	<b>131</b>	<b>1173.0</b>	<b>1089</b>	<b>1024</b>	<b>60</b>	<b>5</b>	<b>116</b>
CAREER TOTALS (3B)		<b>.957</b>	<b>222</b>	<b>211</b>	<b>1803.1</b>	<b>491</b>	<b>123</b>	<b>347</b>	<b>21</b>	<b>41</b>
CAREER TOTALS (LF)		<b>1.000</b>	<b>25</b>	<b>22</b>	<b>171.0</b>	<b>33</b>	<b>32</b>	<b>1</b>	<b>0</b>	<b>0</b>
CAREER TOTALS (RF)		<b>.992</b>	<b>142</b>	<b>119</b>	<b>1049.0</b>	<b>247</b>	<b>239</b>	<b>6</b>	<b>2</b>	<b>0</b>



**MATT DUFFY**

#15 | IF

**NON-ROSTER INVITEE**

B/T	HT/WT	BORN (OPENING DAY AGE)	SERVICE TIME
R/R	6-2/190	Jan. 15, 1991 (32) in Long Beach, Calif.	7 years, 59 days
ACQUIRED	SIGNING SCOUT	OPTION YEARS USED	
Signed as MiLB FA, 1/28/23	Brad Cameron (Giants)	0/3	

**ROYAL RUNDOWN**

- + 7-year Major League veteran with 4 teams
- + 2015 NL Rookie of the Year Runner-Up (K. Bryant)
- + 2014 World Series champion with SF
- + First MLB hit (1B) on 8/1/14 off J. Niese
- + First MLB HR on 4/15/15 off B. Logan
- + 2014 MiLB.com Organization All-Star (SF)
- + 2014 Eastern League All-Star
- + Debuted 5/22/14 in susp. game on 9/2

YEAR	TEAM	G	AB	R	H	2B	3B	HR	RBI	BB	SO	SB	CS	AVG	OBP	SLG
2022	LAA	77	228	14	57	8	0	2	16	17	50	0	0	.250	.308	.311
<b>CAREER (7 YRS)</b>		<b>626</b>	<b>2133</b>	<b>253</b>	<b>596</b>	<b>94</b>	<b>9</b>	<b>29</b>	<b>215</b>	<b>162</b>	<b>398</b>	<b>40</b>	<b>14</b>	<b>.279</b>	<b>.337</b>	<b>.373</b>

**CAREER HIGHLIGHTS**

- + **Matt Duffy**, an 18th round pick in the **2012** Draft out of California State University, Long Beach, has spent parts of seven Major League seasons with San Francisco (**2014-16**), Tampa Bay (**2016, 2018-19**), the Cubs (**2021**) and the Angels (**2022**).
- + Spent the **2021** season with the Cubs, totaling 97 games at third base (56 games), second base (21), shortstop (5), left field (3), first base (2) and pitcher (1).
- + Did not appear in **2020**...signed with Texas in January but was released in June prior to Opening Day...signed with the Yankees on June 28, but spent the year at the alternate training site in Scranton-Wilkes Barre.
- + Earned the **Barney Nugent** Award in **2015**, given by the Giants players to the individual in his first MLB Spring Training camp whose performance best exemplifies the spirit of the club.
- + Finished 2nd in the **2015** BBWAA NL Rookie of the Year voting behind unanimous winner **Kris Bryant**.
- + In **2015**, he became first San Francisco rookie ever to win the Willie Mac Award (since 1980), which is given to the Giants player who best exemplifies the inspiration, character and leadership that Hall of Famer **Willie McCovey** demonstrated.
- + Appeared in suspended game from May 22, **2014** at Colorado that resumed 102 days later on Sept. 2... this means that the record books show his debut came more than three months after he was added to the roster.

**2022 HIGHLIGHTS**

- + Was limited to 77 games with the Angels in **2022** due to two stints on the IL, making appearances at third base (42 games), first base (21) and second base (17).

**ADDITIONAL CAREER HIGHLIGHTS**

- + Duffy spent the **2021** season with the Cubs, totaling 97 games at third base (56 games), second base (21), shortstop (5), left field (3), first base (2) and pitcher (1).
- + Did not appear in **2020**...he signed with Texas in January but was released in June prior to Opening Day...signed with the Yankees on June 28, but spent the year at the Alternate Training Site in Scranton-Wilkes Barre.
- + With Rays in **2018**, Duffy ranked 12th among American League qualifiers in batting average (.294) while setting career marks for walks (47), steals (T-12) and on-base percentage (.361)...he was batting above .300 as late as September 20, but went 1-for-13 in his last 5 games.

**CAREER HIGHS**

HITS	RUNS
4 (5x), last 5/28/22 vs. TOR	3 (4x), last 5/5/21 vs. LAD
DOUBLES	RBI
2 (4x), last 6/9/18 vs. SEA	5 (3x), last 9/5/21 vs. PIT
TRIPLES	STOLEN BASES
1 (9x), last 6/7/18 vs. SEA	2 (3x), last 5/25/16 vs. SD
HOME RUNS	WALKS
2, 9/5/21 vs. PIT	2 (11x), last 9/22/22 at TEX

**STREAKS**

HITTING	ON BASE
15 9/19/21 - 4/9/22	22 9/15/21 - 4/14/22
10 8/10/21 - 8/18/21	20 7/17/15 - 8/7/15
10 6/19/18 - 7/1/18	16 6/13/18 - 7/1/18

**2015 BBWAA NL ROOKIE OF THE YEAR VOTING**

PLAYER (TEAM)	POINTS/1ST PLACE VOTES
1. Kris Bryant (CHC)	150/30
2. <b>Matt Duffy (SF)</b>	<b>70/0</b>
3. Jung Ho Kang (PIT)	28/0
4. Noah Syndergaard (NYM)	16/0
5. Justin Bour (MIA)	4/0
T6. Joc Pederson (LAD)	1/0
T6. Stephen Piscotty (STL)	1/0

**ADDITIONAL CAREER HIGHLIGHTS (CONT.)**

- + He didn't appear in the Majors in **2017** due to a left Achilles injury.
- + Combined to bat .258 (86-for-333) in **2016** with 5 home runs and 28 RBI in 91 games with Giants and Rays, after being acquired by Tampa Bay on Aug. 1 as part of a four-player trade.
- + In his first full season in the Majors with San Francisco in **2015**, he tied for 8th in the National League with 6 triples while batting .295 and setting career highs in games (149), runs (77), doubles (28), homers (12) and RBI (77).

**MINOR LEAGUE HIGHLIGHTS**

- + Won the Eastern League batting title in **2014** with a .332 average at Double-A Richmond and was selected to the league's midseason and postseason All-Star Teams.
- + Earned **2013** South Atlantic League midseason All-Star honors.

# MATT DUFFY (CONT.)

## POSTSEASON HIGHLIGHTS

+ Made his postseason debut in **2014** with eventual World Series Champion Giants, appearing in 8 games...he scored game-tying run in 9th inning of NLCS Game 2 at St. Louis and recorded his 1st postseason hit with a pinch-hit single in World Series Game 4 vs. Royals **Jason Vargas**.

+ Returned to postseason in **2019** with Rays and started at third base in American League Wild Card Game vs. Oakland, singling in his lone at bat...saw action as a defensive replacement at third base in Games 2 and 4 of ALDS vs. Houston, going 2-for-4.

## MISCELLANEOUS NOTES

- + Matt resides in Peoria, Ariz.
- + He has served on the Advisory Board of the Taylor Hooton Foundation.
- + Played three seasons at Long Beach State University (**2010-12**), where he ranks 7th in the school's history with 596 hits.
- + Was with Orleans in the Cape Cod League during the summer of **2011**.

## HITS ALL-TIME, CAL STATE LONG BEACH ALUMNI

PLAYER	HITS
1. Jason Giambi	2010
2. Evan Longoria	1883
3. Troy Tulowitzki	1391
4. Chris Gomez	1206
5. Danny Espinosa	644
6. Bobby Crosby	605
<b>7. Matt Duffy</b>	<b>596</b>

## MISCELLANEOUS NOTES (CONT.)

- + Two-time all-state baseball selection at Lakewood High School (Calif.), where he graduated in **2009**... batted .409 as a junior and .380 in senior season, when Lakewood won the league championship.
- + Despite throwing and hitting right-handed, is a natural lefty.
- + Began taking baseball seriously as a 13-year-old, when he would field 200 grounders a day from his father, Tom, a contractor and amateur photographer.

## CAREER TRANSACTIONS

**2012:** Selected by San Francisco in the 18th round of the Draft (Brad Cameron), June 5...**2016:** Placed on 15-day IL, strained left Achilles, June 21-Aug. 12...acquired by Tampa Bay from San Francisco with **IF Lucius Fox** and **RHP Michael Santos** for **LHP Matt Moore**, Aug. 1...placed on 60-day IL, left Achilles surgery, Sept. 8-Nov. 7...**2017:** Placed on 10-day IL, recovery from left Achilles surgery, April 2...transferred to 60-day IL, June 9-Nov. 2...**2018:** Placed on 10-day IL, strained right hamstring, April 17-27...**2019:** Placed on 10-day IL, left hamstring tightness, March 27...transferred to 60-day IL, May 10-July 23...**2020:** Signed by Rangers as a minor league free agent, Jan. 30...signed by Yankees as a minor league free agent, June 28...signed by Cubs as a minor league free agent, Dec. 16...**2021:** Placed on 10-day IL, COVID-19 exposure, April 13-16...placed on 10-day IL, lower back strain, May 25...transferred to 60-day IL, June 29-July 23...**2022:** Signed by LA Angels as a Minor League free agent, March 16...placed on 10-day IL, COVID-19, May 1-14...placed on 10-day IL, June 27...transferred to 60-day IL, July 28-Aug. 29...**2023:** Signed by Kansas City as a minor league free agent, Jan. 28.

## CAREER BATTING

YEAR	TEAM	G	AB	R	H	2B	3B	HR	RBI	SF	HB	BB	SO	SB	CS	AVG	OBP	SLG	OPS
<b>2012</b>	Salem-Keizer (A)	47	182	31	45	4	0	1	16	1	7	26	22	10	1	.247	.361	.286	.647
<b>2013</b>	Augusta (A+)	78	287	48	88	14	3	4	43	1	3	45	41	22	6	.307	.405	.418	.823
	San Jose (A+)	26	106	17	31	6	1	5	14	0	1	7	16	3	1	.292	.342	.509	.851
<b>2014</b>	Richmond (AA)	97	367	53	122	24	4	3	62	6	2	42	66	20	4	.332	.398	.444	.842
	SAN FRANCISCO	34	60	5	16	2	0	0	8	0	2	1	14	0	1	.267	.302	.300	.602
<b>2015</b>	SAN FRANCISCO	149	573	77	169	28	6	12	77	2	5	30	96	12	0	.295	.334	.428	.762
<b>2016</b>	Charlotte (A+)^	2	6	0	3	1	0	0	1	0	0	0	0	0	0	.500	.500	.667	1.167
	Sacramento (AAA)^	2	6	2	2	1	0	0	1	0	0	1	1	0	0	.333	.429	.500	.929
	Durham (AAA)^	3	11	0	2	0	0	0	0	0	0	1	2	0	0	.182	.250	.182	.432
	SAN FRANCISCO	70	257	32	65	11	2	4	21	3	4	20	40	8	4	.253	.313	.358	.671
<b>2017</b>	TAMPA BAY	21	76	9	21	3	0	1	7	1	0	3	13	0	1	.276	.300	.355	.655
<b>2017</b>	Charlotte (A+)^	3	8	0	2	0	0	0	0	0	0	0	1	0	0	.250	.250	.250	.500
	Charlotte (A+)^	1	3	0	2	0	0	0	1	0	0	0	0	0	0	.667	.667	.667	1.334
<b>2018</b>	TAMPA BAY	132	503	59	148	22	1	4	44	2	7	47	93	12	6	.294	.361	.366	.727
	GCL Rays (R)^	3	8	1	2	1	0	0	1	0	0	0	1	0	0	.250	.250	.375	.625
<b>2019</b>	Charlotte (A+)^	7	16	4	4	0	1	1	1	0	2	5	1	0	0	.250	.478	.563	1.041
	Durham (AAA)^	9	33	4	9	1	0	1	9	1	1	1	5	0	0	.273	.306	.394	.700
	TAMPA BAY	46	147	12	37	8	0	1	12	1	2	19	29	0	1	.252	.343	.327	.670
<b>2020</b>	Did not play (no minor league season)																		
<b>2021</b>	Iowa (AAA)^	5	16	0	5	1	0	0	1	1	0	2	4	0	0	.313	.368	.375	.743
	CHICAGO CUBS	97	289	45	83	12	0	5	30	1	7	25	63	8	1	.287	.357	.381	.738
<b>2022</b>	Salt Lake (AAA)^	10	35	4	6	0	0	1	2	0	1	2	8	0	0	.171	.237	.257	.494
	LA ANGELS	77	228	14	57	8	0	2	16	0	2	17	50	0	0	.250	.308	.311	.619
<b>MINOR LEAGUE TOTALS</b>		<b>293</b>	<b>1084</b>	<b>164</b>	<b>323</b>	<b>53</b>	<b>9</b>	<b>16</b>	<b>152</b>	<b>10</b>	<b>17</b>	<b>132</b>	<b>168</b>	<b>55</b>	<b>12</b>	<b>.298</b>	<b>.380</b>	<b>.408</b>	<b>.788</b>
<b>MAJOR LEAGUE TOTALS</b>		<b>626</b>	<b>2133</b>	<b>253</b>	<b>596</b>	<b>94</b>	<b>9</b>	<b>29</b>	<b>215</b>	<b>10</b>	<b>29</b>	<b>162</b>	<b>398</b>	<b>40</b>	<b>14</b>	<b>.279</b>	<b>.337</b>	<b>.373</b>	<b>.710</b>

^Minor league injury rehab

## POSTSEASON BATTING

YEAR	SERIES	TEAM/OPP	G	AB	R	H	2B	3B	HR	RBI	S	SF	HBP	BB	SO	SB	CS	AVG	OBP	SLG
<b>2014</b>	NLDS	SF vs. WAS	4	4	0	0	0	0	0	0	0	0	0	0	1	0	0	.000	.000	.000
	NLCS	SF vs. STL	2	0	1	0	0	0	0	0	1	0	0	0	0	0	0	-	-	-
	WS	SF vs. KC	2	2	1	1	0	0	0	0	0	0	0	0	1	0	0	.500	.500	.500
<b>2019</b>	ALWC	TB vs. OAK	1	1	1	1	0	0	0	0	0	0	0	0	0	0	0	1.000	1.000	1.000
	ALDS	TB vs. HOU	2	4	1	2	0	0	0	0	0	0	0	0	0	0	0	.500	.500	.500
<b>POSTSEASON TOTALS</b>			<b>11</b>	<b>11</b>	<b>4</b>	<b>4</b>	<b>0</b>	<b>0</b>	<b>0</b>	<b>0</b>	<b>1</b>	<b>0</b>	<b>0</b>	<b>0</b>	<b>2</b>	<b>0</b>	<b>0</b>	<b>.364</b>	<b>.364</b>	<b>.364</b>

## MATT DUFFY (CONT.)

CAREER FIELDING										
YEAR	POSITION	PCT	G	GS	INN	TC	PO	A	E	DP
2014	SECOND BASE	.962	9	5	50.0	26	9	16	1	3
	THIRD BASE	1.000	2	0	3.0	2	0	2	0	0
	SHORTSTOP	.966	7	5	51.0	29	15	13	1	5
2015	FIRST BASE	-	1	1	3.0	0	0	0	0	0
	SECOND BASE	.968	9	7	65.1	31	13	17	1	5
	THIRD BASE	.965	134	129	1150.1	340	78	250	12	20
	SHORTSTOP	.800	3	1	15.1	5	0	4	1	1
2016	THIRD BASE	.974	69	66	589.0	190	43	142	5	5
	THIRD BASE	1.000	1	0	4.0	1	1	0	0	0
	SHORTSTOP	1.000	18	18	153.0	55	15	40	0	8
2018	THIRD BASE	.963	125	121	1063.0	353	87	253	13	24
	SHORTSTOP	-	1	0	0.1	0	0	0	0	0
2019	THIRD BASE	.933	46	41	369.0	104	24	73	7	11
	SHORTSTOP	-	1	0	5.0	0	0	0	0	0
2021	PITCHER	1.000	1	0	0.1	1	0	1	0	0
	FIRST BASE	1.000	2	0	3.2	3	3	0	0	0
	SECOND BASE	.987	21	17	146.0	79	34	44	1	13
	THIRD BASE	.973	56	47	416.0	146	33	109	4	15
	SHORTSTOP	1.000	5	2	30.2	12	2	10	0	1
	LEFT FIELD	1.000	3	3	22.0	4	4	0	0	0
2022	FIRST BASE	.991	21	14	122.1	109	105	3	1	7
	SECOND BASE	.953	17	7	75.0	43	14	27	2	10
	THIRD BASE	.969	42	37	328.2	96	31	62	3	9
CAREER TOTALS (P)		1.000	1	0	0.1	1	0	1	0	0
CAREER TOTALS (1B)		.991	24	15	129.0	112	108	3	1	7
CAREER TOTALS (2B)		.972	56	36	336.1	179	70	104	5	31
CAREER TOTALS (3B)		.964	475	441	3923.0	1232	297	891	44	84
CAREER TOTALS (SS)		.980	35	26	255.1	101	32	67	2	15
CAREER TOTALS (LF)		1.000	3	3	22.0	4	4	0	0	0

ROYALS POSITION PLAYERS TO PITCH										
Date	Pitcher	Opponent	IP	H	R	ER	BB	SO		
Aug. 20, 1979	Jerry Terrell	vs. NY Yankees	1.0	0	0	0	0	0		
May 14, 1980	Jerry Terrell	at NY Yankees	1.0	1	0	0	1	0		
Sept. 1, 1983	Joe Simpson	at White Sox	1.0	1	1	1	2	0		
Sept. 5, 1983	Joe Simpson	vs. Seattle	2.0	3	0	0	0	1		
July 3, 1984	Leon Roberts	at Cleveland	1.0	4	3	3	1	1		
June 24, 1991	Bill Pecota	vs. California	2.0	4	1	1	0	0		
April 12, 1994	David Howard	vs. Boston	2.0	2	1	1	5	0		
July 17, 1998	Shane Halter	at Seattle	1.0	1	0	0	0	0		
July 21, 2008	Tony Peña, Jr.	vs. Detroit	1.0	0	0	0	0	1		
July 26, 2011	Mitch Maier	at Boston	1.0	1	0	0	0	0		
April 15, 2012	Mitch Maier	vs. Cleveland	1.0	1	0	0	0	0		
June 25, 2016	Drew Butera	vs. Houston	1.0	1	0	0	0	1		
July 26, 2016	Drew Butera	vs. LA Angels	1.1	0	0	0	0	0		
July 7, 2018	Drew Butera	vs. Boston	1.1	2	2	2	3	0		
May 16, 2019	Chris Owings	vs. Texas	1.2	6	4	4	1	0		
Aug. 26, 2019	Alex Gordon	vs. Oakland	1.1	5	3	3	1	0		
	Humberto Arteaga		1.2	2	1	1	1	0		
Aug. 30, 2019	Alex Gordon	vs. Baltimore	1.0	3	2	2	1	0		
April 20, 2021	Hanser Alberto	vs. Tampa Bay	0.1	0	0	0	0	0		
July 9, 2022	Michael A. Taylor	vs. Cleveland	2.0	5	2	2	2	2		
Aug. 13, 2022	Nicky Lopez	vs. LA Dodgers	1.0	3	2	2	0	0		
Aug. 26, 2022	Hunter Dozier	vs. San Diego	1.0	2	2	2	1	0		



**CLAY DUNGAN** (duhn-ginn) #46 | IF  
**NON-ROSTER INVITEE**

<b>B/T</b>	<b>HT/WT</b>	<b>BORN (OPENING DAY AGE)</b>	<b>SERVICE TIME</b>
L/R	6-1/195	June 2, 1996 (26) in Muncie, Ind.	0 days
<b>ACQUIRED</b>	<b>SIGNING SCOUT</b>		<b>OPTION YEARS USED</b>
9th round, 2019 Draft	Mike Farrell (Royals)		0/3

**ROYAL RUNDOWN**

+ ML Spring Training invitee in 2021-23	+ 2019 Pioneer League midseason All-Star
+ 2019 MiLB.com Organization All-Star	+ 2019 Pioneer League postseason All-Star

**CAREER HIGHLIGHTS**

- + **Anthony Clay Dungan** was invited to his first Major League Spring Training in **2021**...he appeared in 108 games with Double-A Northwest Arkansas that season and slashed .288/.357/.405 (128-for-444) with 30 extra-base hits, 56 RBI and 28 stolen bases.
- + In **2019**, he spent his first professional season with Idaho Falls (Rookie), starting 43 games at shortstop and 19 games at second base.
- + Went 6-for-6 with 2 doubles, 2 RBI and 2 runs on June 23, **2019** vs. Billings, his 5th professional game.
- + Named a Pioneer League midseason and postseason All-Star in **2019**, and an MiLB.com Organization All-Star...led off and played second base in the annual Pioneer League-Northwest League All-Star Game.
- + In his **2019** pro debut, he led the Pioneer League in hits (91) and ranked 2nd in average (.357) and doubles (19), 4th in on-base percentage (.427) and total bases (126) and tied for 5th in triples (5).

**2022 HIGHLIGHTS**

- + Spent all of **2022** with Triple-A Omaha, where he finished tied for 1st on the team in triples (4), 2nd in games played (127), plate appearances (515) and runs (64), 3rd in doubles (22), total bases (151), stolen bases (17) and walks (47), 4th in hits (94) and 5th in RBI (52).

**CAREER BATTING**

YEAR	TEAM	G	AB	R	H	2B	3B	HR	RBI	SF	HB	BB	SO	SB	CS	AVG	OBP	SLG	OPS
2019	Idaho Falls (R)	65	255	57	91	19	5	2	38	4	6	28	32	9	1	.357	.427	.494	.921
2020	Did not play (no minor league season)																		
2021	NW Arkansas (AA)	108	444	74	128	17	4	9	56	3	9	40	73	28	11	.288	.357	.405	.762
2022	Omaha (AAA)	127	452	64	94	22	4	9	52	4	10	47	100	17	2	.208	.294	.334	.628
<b>MINOR LEAGUE TOTALS</b>		<b>300</b>	<b>1151</b>	<b>195</b>	<b>313</b>	<b>58</b>	<b>13</b>	<b>20</b>	<b>146</b>	<b>11</b>	<b>25</b>	<b>115</b>	<b>205</b>	<b>54</b>	<b>14</b>	<b>.272</b>	<b>.348</b>	<b>.397</b>	<b>.745</b>

**CAREER TRANSACTIONS**

- 2019:** Selected by Royals in 9th round of First-Year Player Draft (Mike Farrell).

**MISCELLANEOUS NOTES**

- + Clay resides in Alexandria, Ind...raised a Reds fan, he idolized **Brandon Phillips** and **Ken Griffey Jr.**
- + Attended Indiana State University, where he hit .305 with 10 doubles, 3 triples and 9 homers in 61 games as a senior in **2019** and led the Sycamores to their first NCAA Tournament win since 1995.
- + He graduated in **2015** from Yorktown HS (Ind.), where lettered four years in baseball and two years in football.

**2022 MiLB FIELDING BREAKDOWN**

POSITION	GAMES	INNINGS PLAYED	ERRORS
<b>Second Base</b>	62	511.0	5
<b>Third Base</b>	40	342.0	6
<b>Shortstop</b>	6	45.1	2
<b>Left Field</b>	15	110.0	1
<b>Center Field</b>	1	6.0	0
<b>Right Field</b>	2	12.0	0
<b>Designated Hitter</b>	4	n/a	n/a
<b>2022 TOTALS</b>	<b>127</b>	<b>1026.1</b>	<b>14</b>

# NATE EATON



## NATE EATON

#18 | IF/OF

B/T	HT/WT	BORN (OPENING DAY AGE)	SERVICE TIME
R/R	5-11/200	Dec. 22, 1996 (26) in Chester, Va.	58 days
ACQUIRED	SIGNING SCOUT	OPTION YEARS USED	
21st round, 2018 Draft	Jim Farr (Royals)	0/3	

### ROYAL RUNDOWN

- + Homered in his Major League debut on 7/14/22 + 2021 Arizona Fall League Rising Star
- + First MLB hit was a 416-ft HR off A. Banda + 2018 Pioneer League midseason All-Star
- + Led MLB in 2022 with 98.1 mph arm strength + 2018 Pioneer League postseason All-Star
- + Had SB in 5 straight games in Sept. 2022 + 2018 & 2022 MiLB.com Organization All-Star

YEAR	TEAM	G	AB	R	H	2B	3B	HR	RBI	BB	SO	SB	CS	AVG	OBP	SLG
2022	KC	44	106	16	28	4	3	1	12	10	30	11	1	.264	.331	.387

### CAREER HIGHLIGHTS

- + **Nate Eaton** had his contract selected on July 14, 2022 and made his Major League debut that night in Toronto, becoming the seventh player from the Royals 2018 Draft class to reach the Majors.
- + Named an Arizona Fall League Rising Star in 2021, and hit .317 (26-for-82) with 17 runs, 8 extra-base hits, 13 RBI and 4 steals in 20 games with Surprise.
- + In 2019, Eaton led all Royals minor league players with 32 doubles and ranked 5th with 116 hits.
- + In his professional debut in 2018, Eaton was named Idaho Falls Player of the Year, and a Pioneer League midseason and postseason All-Star...he ranked among Pioneer League leaders in hits (1st), extra-base hits (37, 1st), total bases (151, 1st), triples (12, 1st), runs (59, tied for 1st) and stolen bases (19, 2nd).
- + He was the starting third baseman in the Pioneer League All-Star Game in 2018 and went 5-for-5.

### 2022 HIGHLIGHTS

- + Eaton homered in his Major League debut on July 14, 2022 in Toronto, becoming the fourth player in Royals history to homer in his debut, following **Clint Hurdle**, **Mark Quinn** and **Ryan O'Hearn**.
- + Led the Majors with a 98.1 mph arm strength, which according to *Statcast*, averages the top 10% of throws for an outfielder (min. 50 throws to qualify), the top 5% of throws for a second baseman/shortstop/third baseman (min. 75 throws) and top 1% for a first baseman (min. 100 throws).
- + Appeared in 44 games across three big league stints, including July 14-17, Aug. 4-22 and Sept. 1 through season's end...in 24 games from Sept. 3 through season's end, he slashed .323/.386/.435 (20-for-62) and raised his average 82 points, from .182 to .264.
- + Eaton recorded a team-best 9 stolen bases in September/October, which ranked tied for the 4th most in the Majors over that span...he stole a base in five consecutive games from Sept. 16-21, which fell just 1 game shy of matching the club record of 6 games, set by **U.L. Washington** in 1983 and matched by **Tom Goodwin** in 1995.
- + On Sept. 3 in Detroit, he had a career-best 4 hits, becoming the 8th Royal in club history to record a 4-hit effort within his first 21 career games, joining a list that includes **Eric Hosmer** (2011), **Brian McRae** (1990), **Bo Jackson** (1986) and **Lou Piniella** (1969), among others.
- + In 91 games between Double-A and Triple-A, he slashed .285/.358/.465 with a career-best 13 HR and 51 RBI, including a season-best 10-game hit streak from June 8-19, and was named an MiLB.com Organization All-Star.

### CAREER HIGHS

HITS	RUNS
4, 9/3/22 at DET	3, 8/7/22 vs. BOS
DOUBLES	RBI
1 (4x), last 9/29/22 at DET	2, 9/3/22 at DET
TRIPLES	STOLEN BASES
1 (3x), last 9/27/22 at DET	1 (11x), last 9/25/22 vs. SEA
HOME RUNS	WALKS
1, 7/14/22 at TOR	2, 9/18/22 at BOS

### STREAKS

HITTING	ON BASE
4 9/20/22 - 9/23/22	9 7/14/22 - 8/11/22

### ROYALS TO HOMER IN MAJOR LEAGUE DEBUT

PLAYER	DATE/OPP
Clint Hurdle	9/18/77 vs. SEA
Mark Quinn	9/14/99 vs. ANA (G2)
Ryan O'Hearn	7/31/18 at CWS
<b>Nate Eaton</b>	<b>7/14/22 at TOR</b>

### CONSECUTIVE GAMES W/ SB, ROYALS HISTORY

PLAYER (GAMES)	DATES
T1. U.L. Washington (6)	July 17-22 (G2), 1983
T1. Tom Goodwin (6)	Sept. 18 (G1)-23, 1995
<b>T3. Nate Eaton (5)</b>	<b>Sept. 16-21, 2022</b>
T3. 11 others tied (5)	---

### MISCELLANEOUS NOTES

- + Nate resides in Chester, Va.
- + In 2018 at the Virginia Military Institute, he slashed .287/.402/.507 (60-for-209) with 25 extra-base hits and a Southern Conference-best 36 steals in 52 games.
- + He made 28 pitching appearances at VMI, including 17 outings in 2018, when he held opponents to a .212 average and recorded 28 strikeouts in 24.1 innings.
- + He played in all 56 games at VMI in 2016, matching a school record.
- + Graduated from Thomas Dale HS (Va.) in 2015, where he was named to the 6A All-Region Second Team as a senior.
- + According to a [story](#) by MLB.com's **Anne Rogers**, In 2015, Eaton and **Vinnie Pasquantino** were opponents in the Richmond, Va. area...Eaton, who was a pitcher at the time, retired Pasquantino four times with a strikeout in the final game of the season, dropping Pasquantino's season average under .600.



# NATE EATON

## CAREER TRANSACTIONS

2018: Selected by Kansas City in 21st round of Draft (Jim Farr).

## CAREER BATTING

YEAR	TEAM	G	AB	R	H	2B	3B	HR	RBI	SF	HB	BB	SO	SB	CS	AVG	OBP	SLG	OPS
2018	Idaho Falls (R)	66	260	59	92	20	12	5	53	5	4	33	60	19	5	.354	.427	.581	1.008
2019	Lexington (A)	126	497	64	116	32	2	5	54	6	8	46	116	18	1	.233	.305	.336	.641
2020		Did not play (no minor league season)																	
2021	ACL Royals Blue (R)	1	3	1	1	0	0	0	0	0	2	2	0	0	0	.333	.600	.333	.933
	ACL Royals Gold (R)	4	10	2	2	1	0	0	2	0	1	2	2	0	0	.200	.385	.300	.685
	Quad Cities (A+)	70	259	44	63	13	1	6	37	0	5	35	71	23	3	.243	.344	.371	.715
2022	NW Arkansas (AA)	37	140	23	38	4	1	4	19	3	11	29	12	1	.271	.331	.400	.731	
	Omaha (AAA)	54	200	33	59	10	3	9	32	2	6	21	48	11	4	.295	.376	.510	.886
	KANSAS CITY	44	106	16	28	4	3	1	12	3	2	10	30	11	1	.264	.331	.387	.718
MINOR LEAGUE TOTALS		358	1369	226	371	80	19	29	197	16	27	150	328	83	14	.271	.351	.421	.772
MAJOR LEAGUE TOTALS		44	106	16	28	4	3	1	12	3	2	10	30	11	1	.264	.331	.387	.718

## CAREER FIELDING

YEAR	POSITION	PCT	G	GS	INN	TC	PO	A	E	DP
2022	THIRD BASE	.966	15	13	112.2	29	9	19	1	6
	LEFT FIELD	.857	6	3	29.0	7	4	2	1	0
	CENTER FIELD	1.000	5	4	37.0	12	11	1	0	0
	RIGHT FIELD	1.000	20	13	116.0	32	32	0	0	0
CAREER TOTALS (3B)		.966	15	13	112.2	29	9	19	1	6
CAREER TOTALS (LF)		.857	6	3	29.0	7	4	2	1	0
CAREER TOTALS (CF)		1.000	5	4	37.0	12	11	1	0	0
CAREER TOTALS (RF)		1.000	20	13	116.0	32	32	0	0	0

## ROYALS/MLB DEBUT DATES

Player	Royals Debut	MLB Debut	Player	Royals Debut	MLB Debut
Scott Barlow	4/30/18	4/30/18	Nick Loftin	-	-
Matt Beatty	-	4/30/19	Nicky Lopez	5/14/19	5/14/19
Dairon Blanco	5/20/22	5/20/22	Richard Lovelady	4/9/19	4/9/19
Jonathan Bowlan	-	-	Jordan Lyles	-	5/31/11
José Briceño	-	5/26/18	Daniel Lynch	5/3/21	5/3/21
Kris Bubic	7/31/20	7/31/20	Alec Marsh	-	-
Johan Camargo	-	4/11/17	Michael Massey	7/15/22	7/15/22
Max Castillo	8/18/22	6/19/22	Mike Mayers	-	7/24/16
Aroldis Chapman	-	8/31/10	MJ Melendez	5/3/22	5/3/22
Taylor Clarke	4/9/22	4/20/19	Andrés Núñez	-	-
Dylan Coleman	9/21/21	9/21/21	Edward Olivares	9/3/20	7/25/20
Austin Cox	-	-	Vinnie Pasquantino	6/28/22	6/28/22
Tyler Cropley	-	-	Salvador Perez	8/10/11	8/10/11
Jose Cuas	5/31/22	5/31/22	Logan Porter	-	-
Yefri Del Rosario	-	-	Nick Pratto	7/14/22	7/14/22
Hunter Dozier	9/12/16	9/12/16	John Rave	-	-
Matt Duffy	-	8/1/14	Jakson Reetz	-	7/10/21
Clay Dungan	-	-	Franmil Reyes	-	5/14/18
Nate Eaton	7/14/22	7/14/22	Brady Singer	7/25/20	7/25/20
Freddy Fermin	7/15/22	7/15/22	Evan Sisk	-	-
Maikel García	7/15/22	7/15/22	Collin Snider	4/9/22	4/9/22
Amir Garrett	4/9/22	4/7/17	Josh Staumont	7/25/19	7/25/19
Tyler Gentry	-	-	Josh Taylor	-	5/29/19
Zack Greinke	5/22/04	5/22/04	Samad Taylor	-	-
Jonathan Heasley	9/17/21	9/17/21	Tyler Tolbert	-	-
Carlos Hernández	9/1/20	9/1/20	Luca Tresh	-	-
Diego Hernandez	-	-	Drew Waters	8/22/22	8/22/22
Brewer Hicklen	5/26/22	5/26/22	Ryan Weiss	-	-
Kyle Isbel	4/1/21	4/1/21	Bobby Witt Jr.	4/7/22	4/7/22
Brad Keller	3/29/18	3/29/18	Nick Wittgren	-	4/19/16
Jackson Kowar	6/7/21	6/7/21	Ryan Yarbrough	-	3/31/18
Brooks Kriske	-	7/29/20	Angel Zerpa	9/30/21	9/30/21

# FREDDY FERMIN



## FREDDY FERMIN

#34 | C

<b>B/T</b>	<b>HT/WT</b>	<b>BORN (OPENING DAY AGE)</b>	<b>SERVICE TIME</b>
R/R	5-10/200	May 16, 1995 (27) in Puerto Ordaz, Venezuela	4 days
<b>ACQUIRED</b>	<b>SIGNING SCOUT</b>	<b>OPTION YEARS USED</b>	
Signed as IFA, 7/25/15	J. Gonzalez/R. Castro (Royals)	0/3	

### ROYAL RUNDOWN

- + Made his MLB debut on 7/15/22 at TOR
- + 2022-23 MVP in Venezuelan Winter League
- + International League POW Aug. 22-28, 2022
- + 2019 South Atlantic League All-Star
- + 2022-23 ROY in Venezuelan Winter League
- + 2019 Carlos Fortuna Award winner

YEAR	TEAM	G	AB	R	H	2B	3B	HR	RBI	BB	SO	SB	CS	AVG	OBP	SLG
2022	KC	3	7	1	0	0	0	0	0	0	3	0	1	.000	.000	.000

### CAREER HIGHLIGHTS

- + **Freddy Fermin** was added to the 40-man roster on Nov. 15, **2022**, and is now in his eighth season with the Royals organization, after signing as an international free agent out of Venezuela in **2015**.
- + Made his Majors debut on July 15, **2022** at Toronto.
- + Spent the **2020** season as the Royals Alternate Training Site in Kansas City and participated in the club's post-season camp at Kauffman Stadium in October.
- + Named a South Atlantic midseason All-Star in **2019**, and threw out 26 of 55 would-be basestealers (47.3%), including 17 of 25 (68.0%) with Lexington... he was the only catcher in the South Atlantic League with a success rate better than 50% (min. 40 games).
- + He played in 4 games with the Salt River Rafters in the Arizona Fall League in **2019**.
- + Fermin won the organization's **Carlos Fortuna Award** in **2019**, which is given annually to the Royals minor league player who is dedicated to improving his English, genuine work ethic and conduct.

### 2022 HIGHLIGHTS

- + Fermin had a four-day stint with the Royals from July 14-17, **2022**, and made his Major League debut on July 15 in Toronto...he entered as a defensive substitution in his debut.
- + In his first start on July 16 at Toronto, he went 0-for-4 but scored a run after reaching on a fielder's choice...he also threw out **Lourdes Gurriel Jr.** attempting to steal second base.
- + He played in 87 games with Triple-A Omaha and slashed .270/.365/.480 (80-for-296) with career highs in HR (15), RBI (56), doubles (17) and walks (46).

### CAREER BATTING

YEAR	TEAM	G	AB	R	H	2B	3B	HR	RBI	SF	HB	BB	SO	2B	CS	AVG	OBP	SLG	OPS
2016	DSL Royals	52	172	18	47	9	0	0	17	6	3	21	23	1	2	.273	.351	.326	.677
2017	Idaho Falls (R)	47	163	30	46	5	2	1	39	3	4	31	21	0	2	.282	.403	.356	.759
2018	Idaho Falls (R)	3	10	3	3	1	0	0	1	0	0	2	0	0	.300	.300	.400	.700	
	Burlington (R)	47	167	28	41	9	1	2	18	1	2	25	15	2	0	.246	.349	.347	.696
2019	Lexington (A)	54	209	37	55	11	0	9	30	1	1	14	37	2	0	.263	.311	.445	.756
	NW Arkansas (AA)	32	107	11	27	3	0	3	11	1	0	3	23	0	2	.252	.270	.364	.634
2020	Did not play (no minor league season)																		
2021	NW Arkansas (AA)	73	269	45	75	13	1	10	45	1	4	29	50	1	1	.279	.356	.446	.802
	Omaha (AAA)	4	13	4	3	1	0	0	2	0	0	2	6	0	0	.231	.333	.308	.641
2022	Omaha (AAA)	87	296	44	80	17	0	15	56	5	1	46	62	1	0	.270	.365	.480	.845
	KANSAS CITY	3	7	1	0	0	0	0	0	0	0	3	0	1	0	.000	.000	.000	.000
<b>MINOR LEAGUE TOTALS</b>		<b>399</b>	<b>1406</b>	<b>220</b>	<b>377</b>	<b>69</b>	<b>4</b>	<b>40</b>	<b>219</b>	<b>18</b>	<b>15</b>	<b>171</b>	<b>239</b>	<b>7</b>	<b>8</b>	<b>.268</b>	<b>.350</b>	<b>.408</b>	<b>.758</b>
<b>MAJOR LEAGUE TOTALS</b>		<b>3</b>	<b>7</b>	<b>1</b>	<b>0</b>	<b>0</b>	<b>0</b>	<b>0</b>	<b>0</b>	<b>0</b>	<b>0</b>	<b>3</b>	<b>0</b>	<b>1</b>	<b>0</b>	<b>.000</b>	<b>.000</b>	<b>.000</b>	<b>.000</b>

### CAREER FIELDING

YEAR	POSITION	PCT	G	GS	INN	TC	PO	A	E	DP	PB	SB	CS	CS%
2022	CATCHER	1.000	3	2	19.0	17	16	1	0	0	0	0	1	100.0%
<b>CAREER TOTALS (C)</b>		<b>1.000</b>	<b>3</b>	<b>2</b>	<b>19.0</b>	<b>17</b>	<b>16</b>	<b>1</b>	<b>0</b>	<b>0</b>	<b>0</b>	<b>0</b>	<b>1</b>	<b>100.0%</b>

### 2022 HIGHLIGHTS (CONT.)

- + He had a career-high **6 RBI** on Aug. 26 vs. Scranton/Wilkes-Barre in which he turned in his third multi-homer game of the season...that game was part of his dominant month of August, when he slashed .337/.420/.698 (29-for-86) with 7 doubles, 8 home runs and 18 RBI in 24 games...in August, he ranked among International League leaders in home runs (2nd), total bases (60, 2nd) slugging pct. (3rd), OPS (1.118, 3rd) and XBH (15, 3rd).
  - + Fermin was named International League Player of the Week for Aug. 22-28, over which he went 7-for-19 (.368) with a 1.316 slugging pct., a 1.796 OPS and 12 RBI.
  - + He was named the Most Valuable Player of the **2022-23** Venezuelan Winter League and was unanimously selected as the league's Rookie of the Year, after leading the league with a .404 batting average (67-for-166) and ranking 2nd hits, in on-base percentage (.482), OPS (1.048), 3rd in slugging percentage (.566), tied for 3rd in runs (38) and tied for 4th in doubles (13).
  - + Fermin earned 26 of 50 1st-place votes to earn 161 points and the 2022-23 MVP of the Venezuelan Winter League, topping **José Rondón** (107 points) and **José Martínez** (76 points).
- ### MISCELLANEOUS NOTES
- + Freddy resides in Puerto Ordaz, Venezuela, with his wife, Consuelo Ortiz.
  - + He played for Team Panama during the **2021-22** Caribbean Series.

# MAIKEL GARCIA



## MAIKEL GARCIA (my-KELL)

#11 | IF

<b>B/T</b>	<b>HT/WT</b>	<b>BORN (OPENING DAY AGE)</b>	<b>SERVICE TIME</b>
R/R	6-0/185	March 3, 2000 (23) in La Sabana, Venezuela	15 days
<b>ACQUIRED</b>	<b>SIGNING SCOUT</b>	<b>OPTION YEARS USED</b>	
Signed as IFA, 7/27/16	Richard Castro (Royals)	1/3	

### ROYAL RUNDOWN

- + Made his MLB debut on 7/15/22 at TOR
- + Set career highs across the board in 2022
- + 2022 MiLB.com Organization All-Star (SS)
- + Added to 40-man roster on 11/19/21
- + 2021 Columbia Player of the Year
- + 2019 Appalachian League postseason All-Star

YEAR	TEAM	G	AB	R	H	2B	3B	HR	RBI	BB	SO	SB	CS	AVG	OBP	SLG
2022	KC	9	22	1	7	1	0	0	2	1	5	0	0	.318	.348	.364

### CAREER HIGHLIGHTS

- + **Maikel Garcia** (my-KELL) made his Major League debut on July 15, **2022**, and hit .318 (7-for-22) over 9 games with the Royals.
- + Named Low-A Columbia Player of the Year in **2021**, a year in which he hit .291 in 104 games across two levels and tied for the organization lead with 7 triples.
- + His .291 batting average in **2021** ranked 2nd among Royals farmhands and he tied for 4th with 35 steals.
- + Garcia hit .347 vs. left-handed pitchers in **2021**, but 24 of his 32 extra-base hits came vs. right handers.
- + Named an Appalachian League postseason All-Star in **2019**, when he hit .286 (63-for-220) with 41 runs and 34 RBI in 55 games with Burlington.
- + He earned Appalachian League Player of the Week honors for the period of Aug. 4-10, **2019**, during which he hit .462 (12-for-26 with 4 XBH and 7 RBI in 6 games.

### 2022 HIGHLIGHTS

- + He set career highs across the board in **2022**, playing in 118 games between Double-A Northwest Arkansas and Triple-A Omaha, batting .285 with 34 doubles, 11 HR, 61 RBI and 39 stolen bases, and was named an MiLB.com Organization All-Star.
- + Among Royals farmhands in **2022**, Garcia ranked 1st in hits (139), doubles (34) and runs (104, tied), 2nd in extra-base hits (46) and 3rd in total bases (tied, 208).
- + Garcia had three stints with the Royals, from July 14-17, July 28-Aug. 4 and Aug. 15-18.

### 2022 HIGHLIGHTS (CONT.)

- + He recorded his first career hit in the 3rd inning off **Gerrit Cole** on July 29 at Yankee Stadium...his 2nd and 3rd hits came in the 5th and 9th innings, respectively, making him the 4th visiting player to record a 3-hit game within his first 3 career games at the new Yankee Stadium.
- + Garcia hit .400 (6-for-15) during the 4-game series in the Bronx from July 29-31.
- + Prior to his recall on July 14, he led the Naturals with 88 hits, 23 doubles and 27 steals...among Texas League players at the time, his hits ranked 3rd in the league, his doubles 4th and his 58 runs ranked 6th.
- + He had a 14-game hit streak from April 27-May 12 with Double-A Northwest Arkansas, during which he batted .397 (23-for-58).
- + Garcia played in 58 games with La Guaira of the **2022-23** Venezuelan Winter League and slashed .323/.444/.498 (65-for-201) while leading the league with 46 walks...he also tied for the league lead with 5 triples, ranked 2nd in runs (48) and steals (10), tied for 4th in extra-base hits (22) and 5th in total bases (100).

### MISCELLANEOUS NOTES

- + Maikel resides in La Sabana, Venezuela.
- + According to a [story](#) by *MLB.com's* **Michael Charles**, Maikel is the cousin of former Royal **Aldides Escobar**... Garcia is the eighth member of his family to play in the Majors, following his uncles, **Kelvin Escobar** and **Jose Escobar**, his cousins, **Edwin Escobar** and **Angel Escobar**, **Vicente Campos** and **Ronald Acuña Jr.**...Garcia and Acuña Jr. work out together during the offseason.

### CAREER BATTING

YEAR	TEAM	G	AB	R	H	2B	3B	HR	RBI	SF	HB	BB	SO	SB	CS	AVG	OBP	SLG	OPS
2017	DSL Royals	48	157	14	35	1	1	0	7	1	0	12	13	9	3	.223	.276	.242	.518
2018	DSL Royals1	12	36	8	7	3	0	0	2	0	1	8	7	7	0	.194	.356	.278	.634
	Surprise (R)	40	149	15	34	2	1	0	9	0	0	15	38	13	6	.228	.299	.255	.554
2019	Idaho Falls (R)	2	9	1	2	0	0	0	1	0	0	0	0	0	1	.222	.222	.222	.444
	Burlington (R)	55	220	41	63	8	4	1	34	4	0	25	40	19	8	.286	.353	.373	.726
2020	Did not play (no minor league season)																		
2021	Columbia (A)	51	195	40	59	13	3	1	26	4	0	38	33	24	3	.303	.409	.415	.824
	Quad Cities (A+)	53	217	38	61	8	4	3	24	1	0	24	40	11	3	.281	.351	.396	.747
2022	NW Arkansas (AA)	78	323	63	94	24	1	4	33	2	0	41	60	27	3	.291	.369	.409	.778
	Omaha (AAA)	40	164	41	45	10	0	7	28	3	1	17	42	12	5	.274	.341	.463	.804
	KANSAS CITY	9	22	1	7	1	0	0	2	0	0	1	5	0	0	.318	.348	.364	.712
<b>MINOR LEAGUE TOTALS</b>		<b>379</b>	<b>1470</b>	<b>261</b>	<b>400</b>	<b>69</b>	<b>14</b>	<b>16</b>	<b>164</b>	<b>15</b>	<b>2</b>	<b>180</b>	<b>273</b>	<b>122</b>	<b>32</b>	<b>.272</b>	<b>.349</b>	<b>.371</b>	<b>.720</b>
<b>MAJOR LEAGUE TOTALS</b>		<b>9</b>	<b>22</b>	<b>1</b>	<b>7</b>	<b>1</b>	<b>0</b>	<b>0</b>	<b>2</b>	<b>0</b>	<b>0</b>	<b>1</b>	<b>5</b>	<b>0</b>	<b>0</b>	<b>.318</b>	<b>.348</b>	<b>.364</b>	<b>.712</b>

### CAREER FIELDING

YEAR	POSITION	PCT	G	GS	INN	TC	PO	A	E	DP
2022	SHORTSTOP	.917	8	6	53.1	24	11	11	2	1
<b>CAREER TOTALS (SS)</b>		<b>.917</b>	<b>8</b>	<b>6</b>	<b>53.1</b>	<b>24</b>	<b>11</b>	<b>11</b>	<b>2</b>	<b>1</b>

# AMIR GARRETT



## AMIR GARRETT

#22 | LHP

<b>B/T</b>	<b>HT/WT</b>	<b>BORN (OPENING DAY AGE)</b>	<b>SERVICE TIME</b>
R/L	6-5/245	May 3, 1992 (30) in Apple Valley, Calif.	5 years, 99 days
<b>ACQUIRED</b>	<b>SIGNING SCOUT</b>		<b>CONTRACT STATUS</b>
Trade with CIN, 3/16/22	Clark Crist (Reds)		3rd year arb eligible

### ROYAL RUNDOWN

- + 6-year Major League veteran
- + 2015-16 CIN Minor League Pitcher of the Year
- + Stranded 35 of 42 of IR (83.3%) in 2022
- + First MLB win: 4/7/17 at STL
- + 2020 Joe Nuxhall Good Guy Award (CIN)
- + First MLB save: 9/15/20 vs. PIT

YEAR	TEAM	W	L	ERA	G	SV	IP	H	R	ER	HR	BB	SO	BB/9	SO/9	AVG
2022	KC	3	1	4.96	60	0	45.1	28	26	25	0	32	49	6.4	9.7	.177
<b>CAREER (6 YRS)</b>		<b>13</b>	<b>18</b>	<b>5.08</b>	<b>295</b>	<b>8</b>	<b>301.0</b>	<b>258</b>	<b>177</b>	<b>170</b>	<b>51</b>	<b>168</b>	<b>348</b>	<b>5.0</b>	<b>10.4</b>	<b>.230</b>

### CAREER HIGHLIGHTS

+ **Amir Garrett** is entering his seventh season in the Majors and second with Kansas City, after being acquired from Cincinnati in March **2022**.

+ Since becoming a reliever full-time in **2018**, he's held left-handed batters to a .187 average (70-for-375), which leads all Major League left-handed pitchers during that time (min. 400 batters faced), ahead of **Robbie Ray** (.189).

+ Garrett has earned 67 holds since **2018**, which ranks 9th among Major League relief pitchers and 6th among left handers.

### 2022 HIGHLIGHTS

+ In his first season with the Royals in **2022**, Garrett inherited 42 baserunners, which tied for the 4th most in the Majors...he stranded 35 of those (83.3%) to mark the highest strand rate in the Majors (min. 40 inherited runners)...his 83.3% strand rate was the 2nd best in Royals history (min. 40 IR), trailing only **Jerry Don Gleaton**, who stranded 86.2% (50/58) in 1987.

+ Garrett was the only pitcher in the Majors in 2022 to complete the season with at least 45.0 innings and no home runs allowed, and was the first to do this since **Andrew Chafin** pitched 49.1 homerless innings for Arizona in 2018.

+ He became the fourth pitcher in Royals history to complete a season with at least 45.0 innings and no homers allowed, following **Wade Davis** (72.0 IP) and **Kelvin Herrera** (70.0 IP) in 2014 and **Tom Burgmeier** (55.1 IP) in 1972.

+ Garrett was charged with 25 earned runs in 45.1 innings, but 11 of those 25 earned runs scored after he exited the game...had those 11 runs been stranded, his season ERA would've been 2.78 instead of 4.96.

+ He held left-handed batters to a .106 average (7-for-66), the best single-season mark in franchise history (min. 75 lefties faced) and 2nd best in the Majors in **2022**, higher only than **Edwin Díaz's** .101 average (9-for-89).

### ADDITIONAL CAREER HIGHLIGHTS

+ In **2021** with Cincinnati, Garrett recorded a team-high 63 appearances and a career-high 7 saves.

+ Garrett was named the 2020 **Joe Nuxhall** Good Guy Award winner with the Reds, as voted by the local chapter of the BBWAA.

+ He held opponents to a .161 average (10-for-62) in **2020**, including a .043 average (1-for-23) vs. left-handed batters.

### CAREER HIGHS

<b>STRIKEOUTS (RP)</b>	<b>INNINGS (RP)</b>
4 (3x), last 5/24/18 vs. PIT	2.2, 5/15/08 at SF
<b>STRIKEOUTS (SP)</b>	<b>INNINGS (SP)</b>
12, 4/19/17 vs. BAL	7.0 (2x), last 5/1/17 vs. PIT

### STREAKS

<b>SCORELESS</b>	<b>HOMERLESS*</b>
12.0 IP 4/7/17 - 4/12/17	46.2 IP 10/1/21 - 10/3/22

\*active

### HIGHEST RATE OF INHERITED RUNNERS STRANDED AMONG MLB RELIEVERS, 2022\*

PITCHER (TEAM)	IRS%
<b>1. Amir Garrett (KC)</b>	<b>83.3% (35/42)</b>
2. Caleb Thielbar (MIN)	81.4% (35/43)
3. Lou Trivino (NYY)	81.2% (39/48)

\*min. 40 IR

### BEST OPP AVG VS. LHB IN 2022 (MIN. 75 BF)

PITCHER (TEAM)	OPP AVG
1. Edwin Díaz (NYM)	.101 (9x89)
<b>2. Amir Garrett (KC)</b>	<b>.106 (7x66)</b>
3. Nestor Cortes (NYY)	.110 (9x82)

### LONGEST ACTIVE HOMERLESS STREAKS AMONG MLB PITCHERS ENTERING 2023

PITCHER	IP	DATES
1. José Quintana	61.2	8/4/22-10/3/22
2. Justin Verlander	58.2	7/29/22-10/4/22
3. Nick Nelson	54.0	5/13/22-10/5/22
4. Martín Pérez	53.1	8/19/22-10/3/22
5. Jovani Moran	48.2	9/12/21-10/4/22
T6. Edwin Díaz	48.0	5/14/22-10/4/22
T6. Shohei Ohtani	48.0	8/21/22-10/5/22
<b>T8. Amir Garrett</b>	<b>46.2</b>	<b>10/1/21-10/3/22</b>
T8. Kyle Crick	46.2	9/8/19-6/13/22

### ADDITIONAL CAREER HIGHLIGHTS (CONT.)

+ Garrett set career highs in wins (5), appearances (69) and strikeouts (78) in **2019**, and his 12.5 K/9 rate ranked 6th among Major League left handers (min. 50.0 IP).

+ He began his big league career in **2017** with 12.0 scoreless innings over 2 starts, matching **Billy Rhines** (1890) for the 2nd-longest scoreless streak to begin a career in Reds history.

# AMIR GARRETT

## ADDITIONAL CAREER HIGHLIGHTS (CONT.)

+ In his Major League debut on April 7, **2017** at St. Louis, he earned the win with 6.0 scoreless innings and just 2 hits allowed, becoming the 4th Reds pitcher since 1900 to record at least 6.0 scoreless innings in his big league debut.

+ Garrett recorded a career-high 12 strikeouts on April 19, **2017** vs. Baltimore in his 3rd career start.

## MINOR LEAGUE HIGHLIGHTS

+ Garrett was twice named the Reds Minor League Pitcher of the Year (**2015-16**) and was also a two-time Sirius XM All-Star Futures Game participant (**2015-16**).

+ In **2015** in Cincinnati, he earned the win for the U.S. Team in the first SiriusXM All-Star Futures Game.

+ He was a three-time MiLB.com Organization All-Star from **2014-16** with Cincinnati.

+ He was a Southern League midseason All-Star in **2016**.

+ Garrett had a banner year in **2015**, going 9-7 with a 2.44 ERA (38 ER in 140.1 IP) in 26 starts, earning Florida State League co-Most Valuable Player honors and was also named a Florida State League postseason All-Star...he ranked among the league leaders in ERA (2nd), strikeouts (133, 2nd) and opponents' average (.230, 3rd).

## MISCELLANEOUS NOTES

+ Garrett resides in Las Vegas, Nev., near where he graduated from Findlay Prep High School.

+ Amir has 10 siblings.

+ After wearing No. 50 with Cincinnati and No. 24 with the Royals last season, Garrett is wearing No. 22 in **2023**, which is the number he wore as a college basketball player...coincidentally, he was selected in the 22nd round of the **2011** Draft and his daughter, Koa, was born on the 22nd of July in **2021**.

+ He participated in Major League Baseball's Rookie Development Program in **2017**.

+ Garrett was selected by Cincinnati in the 22nd round of the **2011** Draft, and chose to concurrently pursue a college basketball career at St. Johns University (N.Y.), where he appeared in 54 games over two years...the contract he signed with the Reds allowed him to play basketball at SJU, with the Reds paying for his education...he began his pro baseball career in the summer of **2012**, following his freshman basketball season...he transferred to Cal State-Northridge in **2013**.

## CAREER TRANSACTIONS

**2011:** Selected by Cincinnati in 22nd round of Draft (Clark Crist)...**2017:** Placed on 10-day IL, right hip inflammation, May 25-June 3...**2018:** Placed on 10-day IL, left foot bone bruise, Aug. 29-Sept. 9...**2019:** Placed on 10-day IL, left lat strain, July 4-19...suspended 8 games for role in benches-clearing brawl, July 30 vs. Pirates...served suspension from Aug. 12-20...**2021:** Suspended 7 games (later reduced to 5 games) for inciting benches clearing incident, May 1 vs. Cubs...served suspension from May 11-16...**2022:** Acquired by Kansas City for LHP **Mike Minor** and conditional cash considerations, March 16...suspended 3 games (later reduced to 2 games) for throwing a drink toward a fan, Aug. 2 at White Sox...served suspension from Aug. 23-25.

## CAREER PITCHING

YEAR	TEAM	W-L	ERA	G	GS	SV	IP	H	R	ER	HR	HB	BB	SO	BB/9	SO/9	AVG
2012	AZL Reds (R)	0-2	5.79	7	5	0	14.0	14	14	9	1	2	13	7.7	8.4	.255	
	Billings (R)	0-0	0.00	2	2	0	6.0	4	0	0	0	1	1	5	1.5	7.5	.211
2013	Billings (R)	1-1	2.66	5	5	0	23.2	22	12	7	0	1	10	17	3.8	6.5	.250
	Dayton (A)	1-3	6.88	8	8	0	34.0	40	26	26	4	2	16	15	4.2	4.0	.294
2014	Dayton (A)	7-8	3.65	27	27	0	133.1	115	65	54	11	3	51	127	3.4	8.6	.231
2015	Daytona (A+)	9-7	2.44	26	26	0	140.1	117	50	38	4	4	55	133	3.5	8.5	.230
2016	Pensacola (AA)	5-3	1.75	13	12	0	77.0	51	20	15	0	3	28	78	3.3	9.1	.184
	Louisville (AAA)	2-5	3.46	12	11	0	67.2	48	30	26	6	1	31	54	4.1	7.2	.202
2017	Louisville (AAA)	2-4	5.72	14	14	0	67.2	79	50	43	7	2	24	61	3.2	8.1	.295
	CINCINNATI	3-8	7.39	16	14	0	70.2	74	60	58	23	2	40	63	5.1	8.0	.269
2018	CINCINNATI	1-2	4.29	66	0	0	63.0	56	30	30	8	3	25	71	3.6	10.1	.239
2019	CINCINNATI	5-3	3.21	69	0	0	56.0	44	22	20	7	4	35	78	5.6	12.5	.213
2020	CINCINNATI	1-0	2.45	21	0	1	18.1	10	5	4	0	7	26	3.4	12.8	.161	
2021	CINCINNATI	0-4	6.04	63	0	7	47.2	46	34	32	9	0	29	61	5.5	11.5	.249
2022	Omaha (AAA)	0-0	0.00	2	0	0	2.0	0	0	0	0	0	1	0	0.0	4.5	.000
	KANSAS CITY	3-1	4.96	60	0	0	45.1	28	26	25	0	5	32	49	6.4	9.7	.177
MINOR LEAGUE TOTALS		27-33	3.47	116	110	0	565.2	490	267	218	33	19	228	504	3.6	8.0	.234
MAJOR LEAGUE TOTALS		13-18	5.08	295	14	8	301.0	258	177	170	51	14	168	348	5.0	10.4	.230

## POSTSEASON PITCHING

YEAR	SERIES	TEAM/OPP	W-L	ERA	G	GS	SV	IP	H	R	ER	HR	HB	BB	SO	BB/9	SO/9	AVG
2020	WC	CIN vs. ATL	0-0	-	1	0	0	0.0	1	0	0	0	0	0	0	-	-	1.000
POSTSEASON TOTALS			0-0	-	1	0	0	0.0	1	0	0	0	0	0	0	-	-	1.000

## CAREER BATTING

AB	H	2B	3B	HR	RBI	SH	AVG	OBP	SLG
21	1	1	0	0	1	4	.048	.048	.095

## CAREER FIELDING

PCT	G	TC	PO	A	E	DP
.929	295	56	19	33	4	2



**TYLER GENTRY**  
**NON-ROSTER INVITEE**

**#94 | OF**

<b>B/T</b>	<b>HT/WT</b>	<b>BORN (OPENING DAY AGE)</b>	<b>SERVICE TIME</b>
R/R	6-2/215	Feb. 1, 1999 (24) in Memphis, Tenn.	0 days
<b>ACQUIRED</b>	<b>SIGNING SCOUT</b>	<b>OPTION YEARS USED</b>	
3rd round, 2020 Draft	Travis Ezi (Royals)	0/3	

**ROYAL RUNDOWN**

- + Major League Spring Training invitee in 2023
- + 2022 *Baseball America* Second Team All-Star
- + 2022 MiLB.com Organization All-Star
- + 2022 Northwest Arkansas Player of the Year
- + 2022 *Baseball America* Double-A All-Star
- + 2022 Arizona Fall League participant

**CAREER HIGHLIGHTS**

+ **Tyler Gentry** appeared in just 44 games in **2021** with High-A Quad Cities, batting .259 (38-for-147) with 6 home runs and 28 RBI before his season was cut short due to a right lower leg injury.

**MISCELLANEOUS NOTES**

+ Tyler resides in Arlington, Tenn., where he was named a *Rawlings*-Perfect Game Honorable Mention All-American after his senior season in **2017** at Arlington High School.

+ Attended the University of Alabama from **2019-20**, where he hit .429 (24-for-56) in 17 games during the shortened season, and ended his two-year career in Tuscaloosa with 17 home runs in just 266 at-bats.

+ Led the Crimson Tide in **2019** in batting average (.310), hits (65), home runs (13), RBI (42), slugging percentage (.552) and total bases (116) as a sophomore.

+ Attended Walters State Community College in **2018**, where he led the Senators to the finals of the Junior College Baseball World Series.

**2022 HIGHLIGHTS**

+ After being promoted from High-A Quad Cities on June 14, he was named the **2022** Northwest Arkansas Player of the Year.

+ Earned postseason honors as a *Baseball America* Second Team All-Star and a Double-A All-Star, as well as a MiLB.com Organization All-Star in the outfield.

+ With the Naturals, he appeared in 73 games where he slashed .321/.417/.555 (88-for-274) with 32 extra-base hits, 16 home runs and 63 RBI.

+ His .326 batting average combined between Quad Cities and Northwest Arkansas ranked 1st in the Royals organization and his 86 RBI between both levels also ranked 1st.

+ He led the Naturals with 9 outfield assists.

+ Played for Surprise in the Arizona Fall League, hitting 2 home runs and 1 double in 10 games.

**CAREER BATTING**

YEAR	TEAM	G	AB	R	H	2B	3B	HR	RBI	SF	HB	BB	SO	SB	CS	AVG	OBP	SLG	OPS
<b>2020</b>		Did not play (no minor league season)																	
<b>2021</b>	Quad Cities (A+)	44	147	29	38	10	0	6	28	3	6	29	55	4	0	.259	.395	.449	.844
<b>2022</b>	Quad Cities (A+)	35	128	22	43	6	1	5	23	1	3	20	39	2	2	.336	.434	.516	.950
	NW Arkansas (AA)	73	274	57	88	16	0	16	63	7	10	40	66	8	4	.321	.417	.555	.972
<b>MINOR LEAGUE TOTALS</b>		<b>152</b>	<b>549</b>	<b>108</b>	<b>169</b>	<b>32</b>	<b>1</b>	<b>27</b>	<b>114</b>	<b>11</b>	<b>19</b>	<b>89</b>	<b>160</b>	<b>14</b>	<b>6</b>	<b>.308</b>	<b>.415</b>	<b>.517</b>	<b>.932</b>

**CAREER TRANSACTIONS**

**2020:** Selected by Royals in 3rd round of the Draft (Travis Ezi).

**LONGEST ROYALS HITTING STREAKS**

Streak	Player	Dates	Streak	Player	Dates
31	Whit Merrifield	Sept. 10, 2018-April 10, 2019	18 (cont.)	Gregg Jefferies	May 13-June 1, 1992
30	George Brett	July 18-Aug. 18, 1980		Joe Randa	July 1-21, 1999
27	José Offerman	July 11-Aug. 7, 1998 (G2)		Alberto Callaspo	Sept. 7-27, 2008
25 (2x)	George Brett	Sept. 27, 1982-May 8, 1983		Eric Hosmer	April 10-29, 2016
	Mike Sweeney	July 18-Aug. 13, 1999	17 (10x)	Hal McRae	July 10-29, 1974
22	Brian McRae	July 20-Aug. 13, 1991		Willie Wilson	April 19-May 26, 1982
21 (2x)	Rey Sánchez	May 11-June 3, 2001		Willie Wilson	June 27-July 16, 1983
	José Guillén	June 4-27, 2010		Kevin Seitzer	April 27-May 16, 1990
19 (4x)	Amos Otis	July 30-Aug. 17, 1974		Kevin McReynolds	May 24-June 12, 1992
	David DeJesus	Sept. 19, 2004-April 8, 2005		Vince Coleman	May 21-June 13, 1995
	Alex Gordon	April 3-26, 2011		David DeJesus	Aug. 29-Sept. 18, 2009
	Whit Merrifield	May 13-June 4, 2017		Jeff Francoeur	April 9-28, 2011
18 (7x)	Lou Piniella	July 11-29, 1970		Salvador Perez	Aug. 22-Sept. 13, 2012
	Ed Kirkpatrick	April 4-May 12, 1973		Alcides Escobar	Sept. 20, 2014-April 15, 2015
	Willie Wilson	July 13-27, 1984			



# ZACK GREINKE



## ZACK GREINKE #23 | RHP

<b>B/T</b>	<b>HT/WT</b>	<b>BORN (OPENING DAY AGE)</b>	<b>SERVICE TIME</b>
R/R	6-2/200	Oct. 21, 1983 (39) in Orlando, Fla.	18 years, 57 days
<b>ACQUIRED</b>	<b>SIGNING SCOUT</b>		<b>CONTRACT STATUS</b>
Signed as FA, 2/3/23	Cliff Pastornicky (Royals)		Signed through 2023

### ROYAL RUNDOWN

- + 19-year MLB veteran with 6 different teams
- + 2-time Silver Slugger (2013, 2019)
- + 6-time All-Star (2009, 2014-15, 2017-19)
- + 2019 All-MLB Second Team
- + 6-time *Rawlings* Gold Glove Award winner
- + 2-time ERA title (2009, 2015)
- + 3-time Wilson Defensive Player of the Year (P)
- + 2009 AL Cy Young Award winner

YEAR	TEAM	W	L	ERA	G	GS	IP	H	R	ER	HR	BB	SO	BB/9	SO/9	AVG
2022	KC	4	9	3.68	26	26	137.0	157	65	56	14	27	73	1.8	4.8	.286
<b>CAREER (19 YRS)</b>	<b>223</b>	<b>141</b>	<b>3.42</b>	<b>556</b>	<b>514</b>	<b>3247.0</b>	<b>3049</b>	<b>1328</b>	<b>1235</b>	<b>342</b>	<b>739</b>	<b>2882</b>	<b>2.1</b>	<b>8.0</b>	<b>.247</b>	

### CAREER HIGHLIGHTS

+ **Zack Greinke** is entering his 20th season in the Majors in **2023**, and will become the 157th player in Major League history to appear in parts of 20 seasons, according to *Elias*.

+ He is a six-time All-Star, a six-time *Rawlings* Gold Glove Award winner, a two-time Silver Slugger Award winner and was named the American League Cy Young Award winner in **2009** with Kansas City.

+ Greinke is one of three pitchers in Major League history with at least six *Rawlings* Gold Glove Awards and six All-Star selections, along with **Greg Maddux** and **Bob Gibson**.

+ He is one of three pitchers in Major League history to win a Cy Young Award, a *Rawlings* Gold Glove Award and a Silver Slugger Award, along with **Fernando Valenzuela** and **Orel Hershiser**.

+ Zack is one of 48 pitchers to record at least 500 starts and one of 28 in the Expansion Era (since 1961)... among that group of 28, his career win percentage of .613 (223-141) ranks 6th, trailing only **Roger Clemens** (.658), **Randy Johnson** (.646), **Mike Mussina** (.638), **Jim Palmer** (.638) and **Amy Pettitte** (.626).

+ Among active pitchers, he ranks 1st in starts (514), innings (3247.0), 2nd in wins (223), 3rd in strikeouts (2,882) and tied for 6th in complete games (17).

+ His 2,882 career strikeouts rank 20th all-time, 118 shy of 3,000 and 202 fewer than **John Smoltz** (3,084) for 19th.

+ Greinke has thrown 51,093 pitches in his career, 14th most among all pitchers since 1988 (when data is available)...he trails only **Justin Verlander** (51,434) among active pitchers on the list, which is led by **Tom Glavine** (68,226).

+ He has not been charged with an error since July 5, **2019** with Arizona...since then, he's made 82 appearances (81 starts) and pitched 461.2 innings with 56 assists and 53 putouts.

+ Greinke was selected 6th overall by Kansas City in the 2002 Draft and spent the first seven seasons of his big league career with the Royals from **2004-10**... he returned to pitch for the Royals in **2022** and signed another one-year deal with Kansas City for **2023**.

+ He is the 33rd player in franchise history to play for the Royals, leave the organization and later return.

+ Greinke has allowed 2 earned runs or fewer in 17 of his last 19 starts at Kauffman Stadium dating back to Sept. 30, **2010**, a stretch in which he owns a 2.21 ERA (27 ER in 110.0 IP)...that stretch includes 6 starts as a visitor and 13 starts as a member of the Royals.

### CAREER HIGHS

<b>STRIKEOUTS</b>	<b>INNINGS</b>
15, 8/25/09 vs. CLE	9.0 (11x), last 6/4/21 at TOR

### STREAKS

<b>SCORELESS</b>	<b>HOMERLESS</b>
45.2 IP 6/18/15 - 7/26/15	111.0 IP 9/2/08 - 6/5/09

### GREINKE RANKS AMONG ACTIVE PITCHERS

STATISTIC	TOTAL	RANK
Starts	514	1st
Innings	3247.0	1st
Wins	223	2nd
Strikeouts	2,882	3rd
Complete games	17	T-6th

### PITCHERS WITH AT LEAST 6 RAWLINGS GOLD GLOVES & 6 ALL-STAR SELECTIONS

PITCHER	GG/AS
<b>Zack Greinke</b>	<b>6/6</b>
Greg Maddux	18/8
Bob Gibson	9/9

### PITCHERS TO WIN CY YOUNG, RAWLINGS GOLD GLOVE & SILVER SLUGGER AWARD

PITCHER	CY YOUNG	GG	SS
<b>Zack Greinke</b>	<b>1</b>	<b>6</b>	<b>2</b>
Fernando Valenzuela	1	1	2
Orel Hershiser	1	1	1

### MOST WINS AMONG ACTIVE PITCHERS

PITCHER	WIN
1. Justin Verlander	244
<b>2. Zack Greinke</b>	<b>223</b>
3. Max Scherzer	201

### ALL-TIME STRIKEOUTS LEADERS

PITCHER	STRIKEOUTS
18. CC Sabathia	3,093
19. John Smoltz	3,084
<b>20. Zack Greinke</b>	<b>2,882</b>
21. Jim Bunning	2,855

### MOST PITCHES THROWN SINCE 1988

PITCHER	PITCHES
12. Justin Verlander	51,434
13. Liván Hernandez	51,256
<b>14. Zack Greinke</b>	<b>51,093</b>
15. David Wells	51,067

## ZACK GREINKE (CONT.)

### MULTIPLE-STINT ROYALS

Zack Greinke is the 33rd player in franchise history to play for the Royals, leave the organization and then later return

PLAYER (POS)	1ST STINT	2ND STINT(S)	PLAYER (POS)	1ST STINT	2ND STINT(S)
Cram, Jerry (P)	1969	1976	Tucker, Michael (OF)	1995-96	2002-03
Healy, Fran (C)	1969	1973-76	Fasano, Sal (C)	1996-99	2001
Nelson, Roger (P)	1969-72	1976	López, Mendy (IF)	1998-99	2003-04
Scheinblum, Richie (OF)	1972	1974	Ibañez, Raúl (OF/IF)	2001-03	2014
Poquette, Tom (OF)	1973	1976-79, 1982	Wright, Jamey (P)	2003	2009
Garber, Gene (P)	1973-74	1987-88	Soria, Joakim (P)	2007-11	2016-17
Quirk, Jamie (C)	1975-76	1978-82, 1985-88	Betancourt, Yuniesky (IF)	2009-10	2012
Berenguer, Juan (P)	1981	1992	Colón, Román (P)	2009-10	2012
Cone, David (P)	1986	1993-94	Holland, Greg (P)	2010-15	2020-21
MacFarlane, Mike (C)	1987-94	1996-98	Dyson, Jarrod (OF)	2010-16	2021
De Jesus, Jose (P)	1988-89	1994	Cabrera, Melky (OF)	2011	2017
Appier, Kevin (P)	1989-99	2003-04	Santana, Ervin (P)	2013	2021
Conine, Jeff (INF)	1990	1992, 1998	Davis, Wade (P)	2013-16	2021
Mayne, Brent (C)	1990-95	2001-03	Gore, Terrance (OF)	2014-17	2019
Spehr, Tim (C)	1991	1997, 1998-99	Minor, Mike (P)	2017	2021
Samuel, Juan (IF)	1992	1995	<b>Greinke, Zack (P)</b>	<b>2004-10</b>	<b>2022-23</b>
Randa, Joe (IF)	1995-96	1999-2004			

### 2022 HIGHLIGHTS

+ Greinke returned to the Royals in **2022** and made his 6th career Opening Day start, his 5th in seven seasons since 2016...his 5 Opening Day starts during that time are the 2nd most in the Majors behind only **Madison Bumgarner** (6).

+ Greinke, who made Opening Day starts in 2010 with Kansas City, 2016-17 and 2019 with Arizona and 2021 with Houston, started on Opening Day with Kansas City in **2022**...according to *Elias*, the 12-year gap between Opening Day starts with the Royals was the longest time in between Opening Day starts by a pitcher with the same team.

+ At 38 years, 168 years on Opening Day **2022**, Greinke was the oldest Opening Day starter in Royals history, surpassing **Tim Belcher**, who was 36 years old for his Opening Day start in 1998...Greinke in 2022 was the oldest Opening Day starter in the Majors since **Bartolo Colón** started on Opening Day with the Mets in 2015 at age 41.

+ He earned his first win of **2022** on June 24 vs. Oakland, snapping a career-long winless drought at 16 appearances (15 starts)...it was his first win as a Royal since Sept. 30, 2010, which was 4,285 days prior, marking the longest span between wins in franchise history, according to **Dave Holtzman**, surpassing **Ervin Santana**, who went 2,903 days between wins with the Royals...according to *Elias*, Greinke's drought between wins with the Royals was the longest by a pitcher for any team since **Charlie Morton** went 4,607 days between wins with the Braves (2008 to 2021).

+ Zack endured two stints on the Injured List in 2022, from May 30-June 24 with a right flexor strain and from Aug. 24-Sept. 7 with right forearm tightness.

+ In his 5 starts prior to his first stint on the IL, he recorded a 7.99 ERA (21 ER in 23.2 IP)...aside from that stretch, he recorded 21 starts and posted a 2.78 ERA (35 ER in 113.1 IP), and allowed 1 earned run or fewer in 10 of his final 16 starts.

+ Greinke pitched to a 4.64 ERA (40 ER in 77.2 IP) in 15 starts before the All-Star break and a 2.43 ERA (16 ER in 59.1 IP) in 11 starts after the break.

+ His 1.91 ERA (14 ER in 66.0 IP) at Kauffman Stadium in **2022** was the 3rd-best home ERA in the American League (min. 10 starts), higher only than **Justin Verlander** (1.64) and **Shohei Ohtani** (1.82).

### MOST OPENING DAY STARTS SINCE 2016

PITCHER	OD STARTS
1. Madison Bumgarner	6
<b>T2. Zack Greinke</b>	<b>5</b>
T2. Max Scherzer	5
T2. Justin Verlander	5
T2. Aaron Nola	5

### GREINKE'S 2022 TIMELINE

DATES	GS	W-L	ERA
April 7-May 2	5	0-2	2.57
May 8-29	5	0-2	7.99
June 24-Oct. 3*	16	4-5	2.85

\*was on IL from May 30-June 24 and Aug. 24-Sept. 7

### ADDITIONAL CAREER HIGHLIGHTS

+ Greinke recorded a 1.89 BB/9 with Houston in **2021**, which ranked 2nd in the American League, and his 15 quality starts ranked 6th.

+ He was the runner-up to **Dallas Keuchel** for the **2021** American League *Rawlings* Gold Glove Award at pitcher...he led all pitchers with 6 double plays.

+ In **2020**, he led the Astros with 12 starts and ranked 2nd among American League pitchers in *FanGraphs* WAR (2.1), trailing only **Shane Bieber** (3.2).

+ Among American League pitchers in **2020**, Greinke ranked 2nd in BB/9 (1.21), 3rd in K/BB ratio (7.44), tied for 4th in HR/9 (0.81) and 10th in WHIP (1.13).

+ Greinke in **2020** recorded a career-best 3.3% walk rate, issuing a walk to just 9 of the 273 batters he faced over 67.0 innings.

+ In **2020**, he became the second pitcher in history to post a walk rate below 4% and a strikeout rate above 20% in his age-36 season or older, joining **Curt Schilling**, who did so at age 37 and 39 in 2004 and 2006.

+ Greinke won 18 games in **2019**—1 win shy of his career-high—while splitting time between Arizona and Houston, and recorded an ERA under 3.00 for the fifth time in his career.

+ He was named to his sixth All-Star team in **2019** and ranked 3rd in the Majors in BB/9 (1.29), tied for 4th in wins (18), 5th in WHIP (0.98), 6th in K/BB ratio (6.23) and innings (208.2) and 9th in ERA (2.93).

## ZACK GREINKE (CONT.)

### ADDITIONAL ROYAL RUNDOWN

- + 2-time Diamondbacks Pitcher of the Year (2016-17)
- + 2-time Royals Bruce Rice Pitcher of the Year (2004, 2009)
- + 2009 MLB Players Choice AL Outstanding Pitcher
- + 2009 MLB.com Starter of the Year
- + 2006 Wichita Pitcher of the Year

- + 2003 SiriusXM All-Star Futures Game selection
- + 2003 Royals Minor League Pitcher of the Year
- + 2003 Sporting News Minor League Pitcher of the Year
- + 2003 Carolina League Player of the Year
- + 2003 Carolina League All-Star

### ADDITIONAL CAREER HIGHLIGHTS (CONT.)

+ He won 10 games before the All-Star break in **2019** for the fourth consecutive season, becoming the fourth pitcher in the Wild Card Era (since 1995) to accomplish that feat, according to *STATS*, joining **Roy Halladay** (7 from 2005-11), **Max Scherzer** (6 from 2013-18) and **Greg Maddux** (5 from 1997-2001).

+ Greinke was acquired by Houston from Arizona at the July 31 Trade Deadline in **2019**.

+ He homered off **Clayton Kershaw** on June 24, **2019** vs. the Dodgers, marking the seventh time in Major League history, according to *Elias*, that a Cy Young Award winner homered off a fellow Cy Young Award winner.

+ Greinke earned his 200th career win on Aug. 18, **2019** at Oakland, becoming the 115th pitcher in Major League history to reach 200 career wins.

+ He went 4-0 with a 2.45 ERA (7 ER in 25.2 IP) in his first 4 starts with Houston in **2019**, becoming the third Astros pitcher to win each of his first 4 regular season starts with the team, following **Roger Clemens** (7-0 in 2004) and **Justin Verlander** (6-0 from 2017-18).

+ In his final start of the **2019** regular season on Sept. 25 at Seattle, he took a no-hitter into the 9th inning before **Austin Nola** broke it up with a 1-out single.

+ Greinke was named to his fifth All-Star team in **2018** and was also named to the Diamondbacks 20th Anniversary Team.

+ In **2018**, he ranked among the National League leaders in BB/9 (1.86, 2nd), innings (207.2, 4th), K/BB ratio (4.63, 5th), quality starts (21, 5th), WHIP (1.08, 6th), wins (15, tied for 6th), strikeouts (199, 7th) and ERA (3.21, 10th).

+ He was named an All-Star for the fourth time in **2017** and finished 4th in the National League Cy Young Award balloting...he tied for 2nd among NL pitchers in wins (17), ranked 4th in K/BB ratio (4.78), WHIP (1.07), BB/9 (2.00) and innings (202.1), 5th in strikeouts (215), 6th in ERA (3.20) and 8th in K/9 (9.56).

+ In **2016**, he was named the Diamondbacks Pitcher of the Year by the Arizona Chapter of the BBWAA.

+ Greinke won his third consecutive *Rawlings* Gold Glove Award in 2017 and tied for 2nd among pitchers in Defensive Runs Saved.

+ He earned a win in 8 consecutive decisions from May 17-Aug. 9, **2016**, a 10-start span in which he recorded a 2.47 ERA (18 ER in 65.2 IP).

+ On June 23, **2016** at Colorado, he became the first pitcher to score 2 runs and record a stolen base in the same game since **Greg Maddux** on May 3, 2004.

+ On Aug. 24, **2016** vs. Atlanta, he struck out **Freddie Freeman** to record his 2,000th career strikeout, becoming the 78th pitcher in Major League history to reach that milestone.

+ Greinke won his second ERA title with the Dodgers in **2015**, posting a 1.66 ERA (41 ER in 222.2 IP) while also leading the Majors in win percentage (.864), WHIP (0.84) and quality starts (30)...his 1.66 ERA was the lowest in the Majors since **Greg Maddux** posted a 1.63 ERA in 1995.

### MOST CONSECUTIVE STARTS WITHOUT ALLOWING AN EARNED RUN, MLB HISTORY\*

PITCHER	STARTS	DATES
1. Jim Bagby	7	June 16-July 12, 1917
T2. Zac Gallen	6	Aug. 8-Sept. 4, 2022
T2. Chris Sale	6	July 11-Sept. 16, 2018
<b>T2. Zack Greinke</b>	<b>6</b>	<b>June 18-July 19, 2015</b>
<b>T2. Zack Greinke</b>	<b>6</b>	<b>Sept. 18, 2008-April 24, 2009</b>
T2. Orel Hershiser	6	Sept. 5-28, 1988
T2. Don Drysdale	6	May 14-June 4, 1968

\*excluding openers

### ADDITIONAL CAREER HIGHLIGHTS (CONT.)

+ He finished as the runner-up to **Jake Arrieta** in the National League Cy Young Award balloting in **2015**, and earned 10 of the possible 30 1st-place votes.

+ Greinke was named the National League's starting pitcher in the **2015** All-Star Game in Cincinnati, and he allowed 1 run but recorded 4 strikeouts in 2.0 innings.

+ He recorded a career-high 19 wins with the Dodgers in **2015** and recorded at least 6.0 innings in all 32 starts.

+ Greinke matched a National League record (excluding openers) set by **Orel Hershiser** and **Don Drysdale** with 6 consecutive scoreless starts from June 18-July 19, **2015**, and had a scoreless streak of 45.2 innings, which at the time was the 4th-longest streak in the Expansion Era (since 1961).

+ He recorded 11 scoreless starts in **2015**, the most by a National League pitcher since 1985, when **John Tudor** and **Dwight Gooden** each had 13.

+ Greinke allowed 1 earned run or fewer in 21 of his 32 starts in **2015**, the most by a National League pitcher since **Bob Gibson** had 24 such starts in 1968.

+ From June 18-Aug. 16, **2015**, he went 8-0 with a 1.16 ERA (10 ER in 77.2 IP).

+ He earned his second All-Star selection in **2014** with the Dodgers and ranked tied for 5th among National League pitchers in wins (17) and strikeouts (207).

+ Greinke earned his first *Rawlings* Gold Glove Award in **2014**.

+ He allowed 2 earned runs or fewer in 22 consecutive starts from July 30, **2013**-May 22, **2014** to mark the longest such streak since at least 1914, 1 start more than **Roger Clemens**, who had a 21-start run from July 3, 1990-May 13, 1991.

+ Greinke led the National League with a .789 win percentage in **2013** and also ranked among the league leaders in wins (15, tied for 6th) and WHIP (1.11, 10th).

+ He won the **2013** National League Silver Slugger Award for pitchers, after he led all players at the position with a .328 batting average, 19 hits, 7 walks and a .409 on-base percentage...his batting average was the highest by a Dodgers pitcher since **Orel Hershiser** hit .356 in 1993.

### MOST CONSECUTIVE STARTS ALLOWING ≤ 2 ER SINCE AT LEAST 1914

PITCHER	STARTS	DATES
<b>1. Zack Greinke</b>	<b>22</b>	<b>July 30, 2013-May 22, 2014</b>
2. Roger Clemens	21	July 3, 1990-May 13, 1991

## ZACK GREINKE (CONT.)

### ADDITIONAL CAREER HIGHLIGHTS (CONT.)

- + On April 11, **2013** at San Diego, Greinke suffered a left fractured clavicle when **Carlos Quentin** charged the mound after he was hit by a pitch in the 6th inning...he underwent surgery on April 13 and had a metal plate inserted to stabilize the fracture, which forced him to miss more than a month.
- + He was named the National League Pitcher of the Month for August 2013, in which he was 5-0 in 5 starts with a 1.23 ERA (5 ER in 36.2 IP).
- + Greinke went 15-0 with a 2.93 ERA (48 ER in 147.2 IP) in Miller Park in two seasons with Milwaukee (**2011-12**), the longest home win streak in Brewers history.
- + In **2012** with Milwaukee, he started 3 consecutive team games from July 7-8 at Houston and July 13 vs. Pittsburgh, becoming the first pitcher to do so since **Red Faber** from Sept. 3-4, 1917.
- + Greinke was acquired by the Angels on July 27, **2012** from Milwaukee for IF **Jean Segura**, RHP **Johnny Hellweg** and RHP **Ariel Peña**.
- + He recorded 13 strikeouts in 5.0 innings on Sept. 25, **2012** vs. Seattle, becoming the first pitcher since at least 1920 to record 13 strikeouts in 5.0 innings or less, a mark that has been matched only twice since, by **Alex Cobb** (4.2 IP) on May 10, 2013 and by **Jacob deGrom** (5.0 IP) on Sept. 18, 2022.
- + Zack began the **2011** season on the Injured List with a fractured left rib, an injury suffered in Spring Training during a game of pickup basketball.
- + He went 11-0 with a 3.13 ERA (33 ER in 95.0 IP) in 15 home starts with Milwaukee in **2011**, becoming the 14th pitcher since 1900 to win at least 10 home games in a season without a loss.
- + Greinke made the 1st Opening Day start of his career in **2010** with Kansas City but did not factor into the decision of an 8-4 Royals loss.
- + He pitched at least 8.0 innings in 10 of his 33 starts in **2010**, including 3 complete games.
- + Following the **2010** season, Greinke was traded with IF **Yuniesky Betancourt** and cash from Kansas City to Milwaukee for IF **Aldice Escobar**, OF **Lenzo Cain**, RHP **Jeremy Jeffress** and RHP **Jake Odorizzi**.
- + Greinke won the American League Cy Young Award in **2009**, becoming the third Royals pitcher to earn the honor, following **Bret Saberhagen** (1985 and 1989) and **David Cone** (1994).
- + He was named an All-Star for the first time in **2009** and earned his first ERA title, recording a 2.16 ERA (55 ER in 229.1 IP) while ranking 2nd in the American League with a .230 opponents' average.
- + He ranked 2nd in the Majors in **2009** in shutouts (3) and strikeouts (242) and tied for 2nd in quality starts (26) and complete games (6).
- + Greinke was named the American League Pitcher of the Month for April **2009**, during which he went 5-0 with a 0.50 ERA (2 ER in 36.0 IP) in 5 starts.

### HOME RUNS BY A ROYALS PITCHER (8)

Name	Date	Opponent	Pitcher	Inning	Type
Jim Rooker	July 7, 1969	at Minnesota	Jim Kaat	3rd	Solo
	July 7, 1969	at Minnesota	Jim Kaat	5th	2-run
	July 16, 1969	at California	Andy Messersmith	3rd	Solo
	Sept. 1, 1969 (G1)	vs. Detroit	Mike Kilkenny	2nd	2-run
	July 24, 1970 (G1)	at Cleveland	Rich Hand	2nd	2-run
Jim York	July 24, 1971	at Cleveland	Alan Foster	4th	3-run
Lance Clemons	Aug. 31, 1971	at Milwaukee	Ken Sanders	8th	Solo
<b>Zack Greinke</b>	<b>June 10, 2005</b>	<b>at Arizona</b>	<b>Russ Ortiz</b>	<b>5th</b>	<b>Solo</b>

### ADDITIONAL CAREER HIGHLIGHTS (CONT.)

- + He recorded a Royals record 43.0 consecutive innings without allowing an earned run, a streak that began with his final 2 starts of **2008** and included his first 4 starts of **2009**...at the time, it was only the fourth time a pitcher had recorded 6 straight starts without allowing an earned run, a feat that has been accomplished three times since, including by Greinke again in 2015.
- + Greinke in **2009** became the third pitcher in Major League history to win each of his first 6 starts of a season with an ERA of 0.40 or lower, joining **Walter Johnson** in 1913 and **Fernando Valenzuela** in 1981.
- + He went 8-1 with a 0.84 ERA (7 ER in 75.0 IP) over his first 10 starts in **2009**, joining **Hoyt Wilhelm** in 1959 and **Juan Marichal** in 1966 as the only pitchers since 1920 to record a sub-1.00 ERA through the first 10 starts of a season.
- + On Aug. 25, **2009** vs. Cleveland, he recorded a then-franchise record 15 strikeouts over 8.0 innings in a 6-2 win...that record was broken in 2016, when **Danny Duffy** recorded 16 strikeouts at Tampa Bay.
- + On Aug. 30, **2009** at Seattle, he recorded a 1-hit shutout, allowing a walk to **Bill Hall** and a single to **Kenji Johjima** in the 2nd inning before retiring the last 22 batters...he became the fourth pitcher since 1900 to follow 15-strikeout game with a 1-hitter, joining **Pedro Martínez** (1999), **Randy Johnson** (1998) and **Vida Blue** (1971).
- + Greinke tied for 2nd in the American League in **2008** with 23 quality starts.
- + In **2007** he went 3-6 with a 3.80 ERA (29 ER in 68.2 IP) in 14 starts and 4-1 with a 3.54 ERA (21 ER in 53.1 IP) in 38 relief appearances.
- + He recorded the 1st and only save of his career on June 29, **2007** vs. the White Sox, allowing just 1 hit over 2.2 scoreless innings to secure an 8-1 win.
- + He began the **2006** season on the 60-day Injured List for personal reasons...he made his season debut on June 2 at Double-A and was named Wichita Pitcher of the Year, going 8-3 in 18 appearances...he pitched in 3 games with the Royals in **2006**, all in September.
- + In his first full season in the Majors in **2005**, Greinke went 5-17 and led the American League in losses.
- + He hit his 1st career HR on June 10, **2005** at Arizona off **Russ Ortiz**, which remains the most recent HR by a Royals pitcher.
- + He was named Royals Pitcher of the Year in **2004**, joining **Dennis Leonard** (1975) as the only rookies to earn the honor.

### MOST HR AMONG ACTIVE PITCHERS

PITCHER	HR
1. Madison Bumgarner	19
2. Adam Wainwright	10
<b>3. Zack Greinke</b>	<b>9</b>

## ZACK GREINKE (CONT.)

### ADDITIONAL CAREER HIGHLIGHTS (CONT.)

+ He made his Major League debut on May 22, **2004** at Oakland, and was the youngest pitcher in the Majors (20 years, 214 days) at the time of his debut.

### POSTSEASON HIGHLIGHTS

+ Greinke has pitched in the postseason in eight of his 19 seasons in the big leagues...his 21 postseason starts are tied with **Mike Mussina** for 13th all-time and rank 4th among active pitchers, trailing **Justin Verlander** (34), **Clayton Kershaw** (31) and **Max Scherzer** (22).

+ He had made 3 World Series starts with Houston in **2019** (2) and **2021** (1), and in those starts, he owns a 1.80 ERA (3 ER in 15.0 IP)...he started Game 7 of the **2019** World Series vs. Washington and allowed just 2 runs on 2 hits over 6.1 innings, but did not factor into the decision of Houston's 6-2 loss.

+ Zack started Game 4 of the **2021** World Series at Atlanta and did not allow a run over 4.0 innings...at the plate, he went 1-for-2, becoming the first Astros pitcher to record a hit in the World Series...he batted 8th in the lineup, becoming the second pitcher in World Series history to start a game and bat anywhere other than 9th, joining **Babe Ruth**, who hit 6th in Game 4 of the 1918 World Series.

+ In Game 5 of the **2021** World Series, he recorded a pinch-hit single in the 4th inning, becoming the fifth pitcher to record a hit as a pinch hitter in the World Series and the first since **Jack Bentley** in Games 1 and 4 of the 1923 World Series.

+ He made 3 starts for Houston during the **2020** postseason, including 1 start in each of the Wild Card Series, the ALDS and ALCS.

+ Zack started Game 1 of the **2020** Wild Card Series at Minnesota and recorded 4.0 innings of 1-run ball, but did not factor into the decision of Houston's 4-1 win.

+ He earned the win in Game 4 of the **2020** ALCS vs. Tampa Bay after recording 6.0 innings of 2-run ball, which snapped his streak of 10 consecutive postseason starts without a win, which fell 1 shy of matching the Major League postseason record.

+ Greinke made 5 starts with Houston during the **2019** postseason, including a quality start in Game 1 of the ALCS vs. New York, in which he suffered a 7-0 loss.

+ In his 2 starts during the **2019** World Series he made 6 assists, the most by a pitcher in a single World Series since **Greg Maddux** had 7 assists in the 1996 Fall Classic.

+ He made 2 starts during the **2017** postseason with Arizona, but did not factor into the decision of the Wild Card Game vs. Colorado and suffered a loss in Game 3 of the NLDS vs. the Dodgers.

+ In the **2015** NLDS with the Dodgers, Greinke won a start in Game 2 but lost in Game 5 vs. the Mets.

### CAREER TRANSACTIONS

**2002:** Selected by Kansas City in the 1st round (6th) of the Draft (Cliff Pastornicky)...**2006:** Placed on the 60-day IL, personal reasons, April 1-June 21...**2010:** Acquired by Milwaukee with IF **Yuniesky Betancourt** and cash from Kansas City for OF **Lorenzo Cain**, IF **Alcides Escobar**, RHP **Jeremy Jeffress** and RHP **Jake Odorizzi**, Dec. 9...**2011:** Placed on 15-day IL, fractured left rib, March 22-May 4...**2012:** Acquired by Angels from Milwaukee for RHP **Johnny Hellweg**, RHP **Ariel Peña** and INF **Jean Segura**, July 27...signed six-year contract with the Dodgers, Dec. 10...**2013:** Placed on 10-day IL, broken left collarbone, April 12-May 15...**2015:** Signed a six-year contract with Arizona, Dec. 8...Placed on Paternity List, July 24-26...**2016:** Placed on 15-day IL, strained left oblique, June 28-Aug. 9...**2017:** Placed on Paternity List, June 8-11...**2019:** Acquired by Houston from Arizona for IF **Seth Beer**, RHP **J.B. Bukauskas**, RHP **Corbin Martin** and IF **Josh Rojas**, July 31...**2021:** Placed on 10-day IL, non-injury/ailment, Aug. 31-Sept. 14...placed on 10-day IL, neck soreness, Sept. 24-Oct. 3...**2022:** Signed a one-year contract with Kansas City, March 12...placed on 15-day IL, right flexor strain, May 30-June 24...placed on 15-day IL, right forearm tightness, Aug. 24-Sept. 7...**2023:** Signed a one-year contract with Kansas City, Feb. 3.

### POSTSEASON HIGHLIGHTS (CONT.)

+ He started in Game 2 of the **2014** NLDS with the Dodgers and did not factor into the decision of a 3-2 win, despite holding the Cardinals scoreless on 2 hits over 7.0 innings.

+ In 3 starts during the **2013** postseason with the Dodgers, he went 1-1 with a 2.57 ERA (6 ER in 21.0 IP), .189 opponents' average (14-for-74), 2 walks and 17 strikeouts.

+ In Game 1 of the **2013** NLCS vs. St. Louis, he did not figure into the decision of a 3-2 loss in 13.0 innings, despite allowing just 2 runs over 8.0 innings with 10 strikeouts.

+ Greinke made 3 starts during the **2011** postseason with Milwaukee, including his 1st postseason win in Game 1 of the NLCS vs. St. Louis, despite allowing 6 runs in 6.0 innings.

### MINOR LEAGUE HIGHLIGHTS

+ In **2003**, he was named *Sporting News* Minor League Pitcher of the Year and Royals Minor League Pitcher of the Year, after going 15-4 with a 1.93 ERA (30 ER in 140.0 IP).

+ He was named the **2003** Carolina League Player of the Year, after going 11-1 with a 1.14 ERA (11 ER in 84.0 IP) in 14 starts with Wilmington, and started the **2003** California-Carolina League All-Star Game.

+ He was the top prospect in the Carolina League in **2003**, according to *Baseball America*.

+ Greinke made his pro debut in the Royals organization in **2002** and pitched in the Puerto Rican Winter League following the season.

### MISCELLANEOUS NOTES

+ **Donald Zack Greinke** and his wife, Emily, live in Orlando, Fla. with their children, Bode, Griffin and Jordy...Zack and Emily met in high school, and Emily is a former Dallas Cowboys cheerleader and Miss Daytona Beach USA 2008.

+ Greinke participated in Royals Rally **2023**.

+ He graduated from Apopka HS (Fla.), where he played shortstop as a freshman...he pitched in relief as a sophomore and junior, before becoming a starting pitcher as a senior in **2002**, when he went 9-2 with a 0.55 ERA and 118 strikeouts in 63.0 innings, leading his team to a 32-2 record and a third straight district title.

+ Greinke was named Gatorade National Player of the Year for **2001-02** and was committed to Clemson before signing with Kansas City...prior to the **2002** Draft, in a ceremony attended by more than 70 city dignitaries and well-wishers at J. Barnes Field, **Zack Greinke** Day was proclaimed by Apopka Mayor **John Land**.

# ZACK GREINKE (CONT.)

CAREER PITCHING																
YEAR	TEAM	W-L	ERA	G	GS	IP	H	R	ER	HR	HB	BB	SO	BB/9	SO/9	AVG
2002	GCL Royals (R)	0-0	1.93	3	3	4.2	3	1	1	0	0	3	4	5.8	7.7	.200
	Spokane (A)	0-0	7.71	2	2	4.2	9	4	4	0	0	0	5	0.0	9.6	.391
	Wilmington (A+)	0-0	0.00	1	0	2.0	1	0	0	0	0	0	0	0.0	0.0	.167
2003	Wilmington (A+)	11-1	1.14	14	14	87.0	56	16	11	5	2	13	78	1.3	8.1	.178
	Wichita (AA)	4-3	3.23	9	9	53.0	58	20	19	5	3	5	34	0.9	5.8	.286
2004	Omaha (AAA)	1-1	2.51	6	6	28.2	25	8	8	2	2	6	23	1.9	7.2	.234
	KANSAS CITY	8-11	3.97	24	24	145.0	143	64	64	26	8	26	100	1.6	6.2	.256
2005	KANSAS CITY	5-17	5.80	33	33	183.0	233	125	118	23	13	53	114	2.6	5.6	.309
2006	Wichita (AA)	8-3	4.34	18	17	105.2	96	53	51	12	6	27	94	2.3	8.0	.240
	KANSAS CITY	1-0	4.26	3	0	6.1	7	3	3	1	0	3	5	4.3	7.1	.280
2007	KANSAS CITY	7-7	3.69	52	14	122.0	122	52	50	12	3	36	106	2.7	7.8	.265
2008	KANSAS CITY	13-10	3.47	32	32	202.1	202	87	78	21	4	56	183	2.5	8.1	.257
2009	KANSAS CITY	16-8	<b>2.16</b>	33	33	229.1	195	64	55	11	4	51	242	2.0	9.5	.230
2010	KANSAS CITY	10-14	4.17	33	33	220.0	219	114	102	18	7	55	181	2.3	7.4	.260
2011	Brevard County (A+)*	0-0	0.00	1	1	3.0	1	0	0	0	0	0	4	0.0	12.0	.100
	Nashville (AAA)*	0-1	4.70	2	2	7.2	10	4	4	1	0	2	9	2.4	10.6	.333
	MILWAUKEE	16-6	3.83	28	28	171.2	161	82	73	19	4	45	201	2.4	10.5	.245
2012	MILWAUKEE	9-3	3.44	21	21	123.0	120	49	47	7	0	28	122	2.1	8.9	.254
	LA ANGELS	6-2	3.53	13	13	89.1	80	35	35	11	2	26	78	2.6	7.9	.242
2013	R. Cucamonga (A+)*	0-0	6.23	1	1	4.1	6	8	3	1	0	0	4	0.0	8.3	.286
	LA DODGERS	15-4	2.63	28	28	177.2	152	54	52	13	7	46	148	2.3	7.5	.234
2014	LA DODGERS	17-8	2.71	32	32	202.1	190	69	61	19	2	43	207	1.9	9.2	.247
2015	LA DODGERS	19-3	<b>1.66</b>	32	32	222.2	148	43	41	14	5	40	200	1.6	8.1	.187
2016	ACL D-backs (R)*	0-1	0.00	1	1	3.0	4	1	0	0	0	0	5	0.0	15.0	.308
	Reno (AAA)*	0-1	9.00	1	1	5.0	9	5	5	2	0	2	5	3.6	9.0	.391
	ARIZONA	13-7	4.37	26	26	158.2	161	80	77	23	0	41	134	2.3	7.6	.262
2017	ARIZONA	17-7	3.20	32	32	202.1	172	80	72	25	0	45	215	2.0	9.6	.230
2018	ARIZONA	15-11	3.21	33	33	207.2	181	77	74	28	6	43	199	1.9	8.6	.231
2019	ARIZONA	10-4	2.90	23	23	146.0	117	48	47	15	3	21	135	1.3	8.3	.220
	HOUSTON	8-1	3.02	10	10	62.2	58	25	21	6	1	9	52	1.3	7.5	.246
2020	HOUSTON	3-3	4.03	12	12	67.0	67	30	30	6	1	9	67	1.2	9.0	.256
2021	Sugar Land (AAA)*	0-0	0.00	1	1	2.0	1	0	0	0	0	0	3	0.0	13.5	.143
	HOUSTON	11-6	4.16	30	29	171.0	164	82	79	30	2	36	120	1.9	6.3	.252
2022	Omaha (AAA)*	2-0	2.25	2	2	12.0	7	3	3	1	0	1	8	0.8	6.0	.171
	KANSAS CITY	4-9	3.68	26	26	137.0	157	65	56	14	3	27	73	1.8	4.8	.286
<b>MINOR LEAGUE TOTALS</b>		<b>26-11</b>	<b>3.04</b>	<b>62</b>	<b>60</b>	<b>322.2</b>	<b>286</b>	<b>123</b>	<b>109</b>	<b>29</b>	<b>13</b>	<b>59</b>	<b>276</b>	<b>1.7</b>	<b>7.7</b>	<b>.236</b>
<b>MAJOR LEAGUE TOTALS</b>		<b>223-141</b>	<b>3.42</b>	<b>556</b>	<b>514</b>	<b>3247.0</b>	<b>3049</b>	<b>1328</b>	<b>1235</b>	<b>342</b>	<b>75</b>	<b>739</b>	<b>2882</b>	<b>2.1</b>	<b>8.0</b>	<b>.247</b>

League leaders in bold, \*Minor league injury rehab

POSTSEASON PITCHING																		
YEAR	SERIES	TEAM/OPP	W-L	ERA	G	GS	SV	IP	H	R	ER	HR	HB	BB	SO	BB/9	SO/9	AVG
2011	NLDS	MIL vs. ARI	0-0	7.20	1	1	0	5.0	8	4	4	3	0	0	7	0.0	-	.364
	NLCS	MIL vs. STL	1-1	6.17	2	2	0	11.2	15	11	8	1	1	4	6	3.1	1.5	.288
2013	NLDS	LAD vs. ATL	0-0	3.00	1	1	0	6.0	4	2	2	0	0	0	3	0.0	-	.182
	NLCS	LAD vs. STL	1-0	2.40	2	2	0	15.0	10	4	4	0	0	2	14	1.2	7.0	.192
2014	NLDS	LAD vs. STL	0-0	0.00	1	1	0	7.0	2	0	0	0	1	2	7	2.6	3.5	.087
2015	NLDS	LAD vs. NYM	1-1	3.29	2	2	0	13.2	11	5	5	3	0	1	17	0.7	17.0	.229
2017	NLWC	ARI vs. COL	0-0	9.82	1	1	0	3.2	6	4	4	0	0	1	1	2.5	1.0	.353
	NLDS	ARI vs. LAD	0-1	5.40	1	1	0	5.0	4	3	3	2	0	5	4	9.0	0.8	.222
	ALDS	HOU vs. TB	0-1	14.73	1	1	0	3.2	5	6	6	3	1	1	5	2.5	5.0	.313
2019	ALCS	HOU vs. NYY	0-1	3.48	2	2	0	10.1	10	4	4	2	0	4	11	3.5	2.8	.250
	WS	HOU vs. WAS	0-0	2.45	2	2	0	11.0	9	3	3	1	0	5	9	4.1	1.8	.231
2020	ALWC	HOU vs. MIN	0-0	2.25	1	1	0	4.0	2	1	1	0	0	3	1	6.8	0.3	.143
	ALDS	HOU vs. OAK	0-0	7.71	1	1	0	4.2	5	4	4	2	0	1	4	1.9	4.0	.278
	ALCS	HOU vs. TB	1-0	3.00	1	1	0	6.0	5	2	2	1	0	1	7	1.5	7.0	.227
2021	ALDS	HOU vs. CWS	0-0	0.00	1	0	0	1.0	2	0	0	0	0	0	1	0.0	-	.333
	ALCS	HOU vs. BOS	0-0	13.50	1	1	0	1.1	1	2	2	1	0	3	0	20.3	0.0	.167
	WS	HOU vs. ATL	0-0	0.00	1	1	0	4.0	4	0	0	0	0	3	0	0	-	.286
<b>POSTSEASON TOTALS</b>			<b>4-6</b>	<b>4.14</b>	<b>22</b>	<b>21</b>	<b>0</b>	<b>113.0</b>	<b>103</b>	<b>55</b>	<b>52</b>	<b>19</b>	<b>3</b>	<b>33</b>	<b>100</b>	<b>2.6</b>	<b>3.0</b>	<b>.240</b>

ALL-STAR GAME PITCHING																		
YEAR	TEAM	SITE	W-L	ERA	G	GS	SV	IP	H	R	ER	HR	HB	BB	SO	BB/9	SO/9	AVG
2009	AL	STL	0-0	0.00	1	0	0	1.0	0	0	0	0	0	0	2	0.0	18.0	.000
2014	NL	MIN	0-0	0.00	1	0	0	1.0	0	0	0	0	0	0	2	0.0	18.0	.000
2015	NL	CIN	0-0	4.50	1	1	0	2.0	1	1	1	1	0	1	4	4.5	18.0	.143
2017	NL	MIA	0-0	0.00	1	0	0	1.0	1	0	0	0	0	0	1	0.0	9.0	.250
<b>ALL-STAR GAME TOTALS</b>			<b>0-0</b>	<b>1.80</b>	<b>4</b>	<b>1</b>	<b>0</b>	<b>5.0</b>	<b>2</b>	<b>1</b>	<b>1</b>	<b>1</b>	<b>0</b>	<b>1</b>	<b>9</b>	<b>1.8</b>	<b>16.2</b>	<b>.118</b>

CAREER BATTING										
AB	H	2B	3B	HR	RBI	SH	AVG	OBP	SLG	DP
521	117	29	1	9	34	47	.225	.262	.336	

CAREER FIELDING							
PCT	G	TC	PO	A	E	DP	DP
.989	556	800	329	462	9	60	



# JONATHAN HEASLEY



## JONATHAN HEASLEY #49 | RHP

<b>B/T</b>	<b>HT/WT</b>	<b>BORN (OPENING DAY AGE)</b>	<b>SERVICE TIME</b>
R/R	6-3/235	Jan. 27, 1997 (26) in Plano, Texas	143 days
<b>ACQUIRED</b>	<b>SIGNING SCOUT</b>	<b>OPTIONS YEARS USED</b>	
13th round, 2018 Draft	Chad Lee (Royals)	1/3	

### ROYAL RUNDOWN

- + Made 30 starts between Omaha & KC in 2022
- + 2019 South Atlantic midseason All-Star
- + 2021 NW Arkansas Pitcher of the Year
- + First MLB win: 10/1/21 vs. MIN
- + 2019 Lexington Pitcher of the Year
- + MLB debut: 9/17/21 vs. SEA

YEAR	TEAM	W	L	ERA	GS	SV	IP	H	R	ER	HR	BB	SO	BB/9	SO/9	AVG
2022	KC	4	10	5.28	21	0	104.0	108	67	61	19	47	70	4.1	6.1	.267
<b>CAREER (2 YRS)</b>		<b>5</b>	<b>11</b>	<b>5.23</b>	<b>24</b>	<b>0</b>	<b>118.2</b>	<b>123</b>	<b>75</b>	<b>69</b>	<b>22</b>	<b>50</b>	<b>76</b>	<b>3.8</b>	<b>5.8</b>	<b>.269</b>

### CAREER HIGHLIGHTS

+ **Jonathan Heasley** made his Major League debut with the Royals on Sept. 17, **2021**, and is one of seven players from the Royals 2018 Draft class to reach the Majors.

+ He wore No. 85 in **2021**, becoming the first pitcher in Royals history to wear No. 85 in a regular season game...he has since changed his jersey to No. 49.

+ Heasley had a decorated minor league career, earning South Atlantic League midseason All-Star honors and Lexington Pitcher of the Year in **2019**, before being named Northwest Arkansas Pitcher of the Year in **2021**.

### 2022 HIGHLIGHTS

+ Heasley started 21 games over four stints with the Royals in **2022**...he went 1-6 with a 5.82 ERA (36 ER in 55.2 IP) over his first two stints, but went 3-4 with a 4.66 ERA (25 ER in 48.1 IP) over his last two stints, and ended the season with the big league club for the second straight year.

+ He also made 9 starts at Triple-A Omaha, where he recorded 10 walks (2.3 BB/9) and 45 strikeouts (10.3 K/9) in 39.1 innings, but 6 of his 9 starts with the Storm Chasers came before his first call up on May 12.

+ His 21 starts ranked 7th among rookies in **2022**.

+ On June 10 vs. Baltimore, Heasley pitched a career-best 7.0 scoreless innings with 1 hit allowed, becoming the fourth Royal to record at least 7.0 innings of 1-hit ball within his first 10 career starts, joining **Brady Singer** (Sept. 10, 2020), **Rich Gale** (June 13, 1978) and **Steve Busby** (April 27, 1973).

+ Heasley recorded at least 6.0 innings with 2 hits allowed in back-to-back starts on Sept. 16 at Boston and Sept. 22 vs. Minnesota, matching a club record.

+ He held the Red Sox scoreless on 2 hits over 6.2 innings on Sept. 16, becoming the first Royal to record at least 6.0 scoreless innings at Fenway Park since **Kevin Appier** threw a shutout there on May 5, 1997...the night after Heasley's start, on Sept. 17, **Brady Singer** also threw 6.0 scoreless innings in Boston.

+ The Royals supported him with 1 run or fewer in 9 of his 21 starts (42.9%) and provided 2 runs of support or fewer in 14 of his 21 starts (66.7%).

### ADDITIONAL CAREER HIGHLIGHTS

+ Heasley held left-handed batters to a .196 average (9-for-46) through his first 5 career starts, but they're batting .276 (53-for-192) in 19 starts since...of the 22 home runs he's allowed at the big league level, 14 have hit hit by left-handed batters (63.6%).

### CAREER HIGHS

<b>STRIKEOUTS</b>	<b>INNINGS</b>
7 (2x), last 8/28/22 vs. SD	7.0 (2x), last 9/3/22 at DET

### STREAKS

<b>SCORELESS</b>	<b>HOMERLESS</b>
12.0 IP 6/5/22 - 6/15/22	15.2 IP 9/10/22 - 9/29/22

### ADDITIONAL CAREER HIGHLIGHTS (CONT.)

+ Heasley made each of his first 11 career starts vs. a new opponent, becoming the first pitcher in Royals history to begin his career with his first 11 outings—all starts—vs. a different opponent (*Elias*).

+ On Sept. 25, **2021** at Detroit, he became the second Royal since 2004 to record at least 5.0 scoreless innings within his first 2 career appearances, joining **Eric Skoglund**, who had 6.1 scoreless innings in his Major League debut on May 30, 2017 vs. Detroit.

### MINOR LEAGUE HIGHLIGHTS

+ In **2021**, he was named Double-A Northwest Arkansas Pitcher of the Year, and tied for 3rd among Royals farmhands with 7 wins and ranked 4th with 120 strikeouts in 105.1 innings.

+ He spent the **2020** season at the Alternate Training Site in Kansas City, and participated in the Royals Postseason Camp at Kauffman Stadium in October.

+ In **2019**, Heasley was named a South Atlantic League midseason All-Star and the Class-A Lexington Pitcher of the Year, after recording the 3rd-best ERA (3.12) and opponents' average (.222) in the South Atlantic League.

### MISCELLANEOUS NOTES

+ Heasley lives in Dallas, Texas.

+ He attended Oklahoma State University and was the Cowboys Opening Day starting pitcher in **2018**, when he led them to a 2nd-place finish in the Big 12.

+ Heasley graduated from Prestonwood Christian Academy High School (Texas), where he went 29-3 with a 1.47 ERA during his high school career, including a 13-0 record and a 0.33 ERA (4 ER in 65.0 IP) as a senior in **2016**.

## JONATHAN HEASLEY (CONT.)

### CAREER PITCHING

YEAR	TEAM	W-L	ERA	G	GS	SV	IP	H	R	ER	HR	HB	BB	SO	BB/9	SO/9	AVG
2018	Idaho Falls (R)	1-3	5.15	12	11	0	50.2	55	38	29	4	1	16	35	2.8	6.2	.264
2019	Lexington (A)	8-5	3.12	25	20	0	112.2	93	47	39	11	8	34	120	2.7	9.6	.222
2020		Did not play (no minor league season)															
2021	NW Arkansas (AA)	7-3	3.33	22	21	0	105.1	95	42	39	18	7	34	120	2.9	10.3	.244
	KANSAS CITY	1-1	4.91	3	3	0	14.2	15	8	8	3	2	3	6	1.8	3.7	.278
2022	Omaha (AAA)	1-2	4.35	9	9	0	39.1	35	22	19	7	0	10	45	2.3	10.3	.236
	KANSAS CITY	4-10	5.28	21	21	0	104.0	108	67	61	19	6	47	70	4.1	6.1	.267
<b>MINOR LEAGUE TOTALS</b>		<b>17-13</b>	<b>3.68</b>	<b>68</b>	<b>61</b>	<b>0</b>	<b>308.0</b>	<b>278</b>	<b>149</b>	<b>126</b>	<b>40</b>	<b>16</b>	<b>94</b>	<b>320</b>	<b>2.8</b>	<b>9.4</b>	<b>.239</b>
<b>MAJOR LEAGUE TOTALS</b>		<b>5-11</b>	<b>5.23</b>	<b>24</b>	<b>24</b>	<b>0</b>	<b>118.2</b>	<b>123</b>	<b>75</b>	<b>69</b>	<b>22</b>	<b>8</b>	<b>50</b>	<b>76</b>	<b>3.8</b>	<b>5.8</b>	<b>.269</b>

### CAREER BATTING

AB	H	2B	3B	HR	RBI	SH	AVG	OBP	SLG
0	0	0	0	0	0	0	.000	.000	.000

### CAREER FIELDING

PCT	G	TC	PO	A	E	DP
.909	24	11	4	6	1	1

### CAREER TRANSACTIONS

**2018:** Selected by Kansas City in the 13th round of the Draft (Chad Lee)...**2022:** Placed on 15-day IL, right shoulder tendinitis, July 10-30.

### ROYALS ROSTER BY UNIVERSITY/COLLEGE

Player	School	Player	School
Matt Beaty	Belmont University	Nicky Lopez	Creighton University
Jonathan Bowlan	University of Memphis	Richard Lovelady	Kennesaw State University
Kris Bubic	Stanford University	Daniel Lynch	University of Virginia
Taylor Clarke	College of Charleston*	Alec Marsh	Arizona State University
Dylan Coleman	Missouri State University	Michael Massey	Univ. of Illinois at Urbana-Champaign
Austin Cox	Mercer University	Mike Mayers	University of Mississippi
Tyler Cropley	University of Iowa**	Andrés Núñez	Florida International University
Jose Cuas	University of Maryland	Vinnie Pasquantino	Old Dominion University
Hunter Dozier	Stephen F. Austin State University	Logan Porter	Dixie State University%
Matt Duffy	California State Univ., Long Beach	John Rave	Illinois State University
Clay Dungan	Indiana State University	Brady Singer	University of Florida
Nate Eaton	Virginia Military Institute	Evan Sisk	College of Charleston
Amir Garrett	St. John's University	Collin Snider	Vanderbilt University
Tyler Gentry	University of Alabama	Josh Staumont	Azusa Pacific University#
Jonathan Heasley	Oklahoma State University	Josh Taylor	Georgia College & State University^
Brewer Hicklen	University of Alabama at Birmingham	Tyler Tolbert	University of Alabama at Birmingham
Kyle Isbel	University of Nevada, Las Vegas	Luca Tresh	North Carolina State University
Jackson Kowar	University of Florida	Ryan Weiss	Wright State University
Brooks Kriske	University of Southern California	Nick Wittgren	Purdue University
Nick Loftin	Baylor University	Ryan Yarbrough	Old Dominion University

\*also attended Towson University; %also attended Northwestern Oklahoma State University; \*\*also attended Iowa Western Community College; #also attended Biola University; ^also attended Scottsdale Community College

# CARLOS HERNÁNDEZ



## CARLOS HERNÁNDEZ

#43 | RHP

<b>B/T</b>	<b>HT/WT</b>	<b>BORN (OPENING DAY AGE)</b>	<b>SERVICE TIME</b>
R/R	6-4/265	March 11, 1997 (26) in Guayana, Venezuela	1 year, 145 days
<b>ACQUIRED</b>	<b>SIGNING SCOUT</b>	<b>OPTIONS YEARS USED</b>	
Signed as IFA, 7/19/16	Joelvis Gonzalez & Orlando Estevez (Royals)	3/4	

### ROYAL RUNDOWN

- + Has spent parts of 3 MLB seasons with Royals + First MLB win: 4/1/21 vs. TEX
- + Made Opening Day roster in 2021 and 2022 + MLB debut: 9/1/20 vs. CLE

YEAR	TEAM	W	L	ERA	G	GS	IP	H	R	ER	HR	BB	SO	BB/9	SO/9	AVG
2022	KC	0	5	7.39	27	7	56.0	72	48	46	7	31	35	5.0	5.6	.314
<b>CAREER (3 YRS)</b>	<b>6</b>	<b>8</b>	<b>5.12</b>	<b>56</b>	<b>21</b>	<b>156.1</b>	<b>160</b>	<b>93</b>	<b>89</b>	<b>18</b>	<b>78</b>	<b>122</b>	<b>4.5</b>	<b>7.0</b>	<b>.267</b>	

### CAREER HIGHLIGHTS

- + **Carlos Hernández** made his Major League debut on Sept. 1, **2020**, and finished that season with the team...he's made the Opening Day roster in each of the last two seasons, in **2021** and **2022**.
- + In 141.2 big league innings since the start of the **2021** season, he's thrown 48 pitches at 100.0 mph or higher, which are 30 more than the next closest Royal and are the 9th most in the American League.
- + He's held opposing left-handed batters to a .210 average (57-for-271) in his career, which is the 10th-best mark among American League right-handed pitchers (min. 300 batters faced) since the start of **2020**.
- + Hernández is one of six different Venezuela-born pitchers to start a game in Royals history, and his 21 career starts are more than the combined total of his fellow five countrymen, a group that includes **Max Castillo** (4), **Angel Zerpa** (3), **Dilson Torres** (2), **Yohan Pino** (1) and **Eduardo Villacis** (1).

### 2022 HIGHLIGHTS

- + In **2022**, he made a career-high 27 appearances across four big league stints with the Royals...his first 7 outings with the Royals were in a starting role, but his last 20 appearances were all in relief.
- + Hernández was recalled for the final time on Aug. 13, and spent the remainder of the season with the Royals.
- + In between stints with Kansas City, he also pitched to a 3.78 ERA (21 ER in 50.0 IP) in 12 outings (11 starts) at Triple-A Omaha, including a 1.64 ERA (2 ER in 11.0 IP) over 4 appearances in his final Triple-A stint.
- + On Aug. 13 vs. the Dodgers, Hernández threw 10 of his 55 pitches over 100.0 mph, the most by a Royal since the late **Yordano Ventura** threw 17 such pitches on Aug. 27, 2015 vs. Baltimore.
- + He held left-handed batters to a .214 average (21-for-98) in **2022**, but right handers hit .389 (51-for-131).

### ADDITIONAL CAREER HIGHLIGHTS

- + In **2021** with the Royals, Hernández ranked 2nd on the team (min. 10 starts) with a 3.68 ERA (35 ER in 85.2 IP), which was 5th best in the American League among pitchers in their first or second season, trailing only **Alek Manoah** (3.22), **Luis García** (3.30), **Shane McClellan** (3.43) and **Cristian Javier** (3.55).
- + He pitched to an 8.22 ERA (7 ER in 7.2 IP) over his first two big league stints in **2021**...he was recalled on June 9 and remained on the roster through season's end, a stretch in which he went 5-2 with a 3.23 ERA (28 ER in 78.0 IP) and 2.12 opponents' average (59-for-278) in 20 outings (11 starts)...from June 9 through season's end, his opponents' average ranked 5th in the American League (min. 75.0 IP).

### CAREER HIGHS

<b>STRIKEOUTS (RP)</b>	<b>INNINGS (RP)</b>
6 (3x), 8/27/21 at SEA	5.2, 8/27/21 at SEA
<b>STRIKEOUTS (SP)</b>	<b>INNINGS (SP)</b>
8, 8/22/21 at CHC	7.0, 8/22/21 at CHC

### STREAKS

<b>SCORELESS</b>	<b>HOMERLESS</b>
9.0 IP 7/29/21 - 8/4/21	27.2 IP 8/16/21 - 9/15/21

### MOST PITCHES 100+ MPH AMONG ROYALS FROM 2021-22

PITCHER	100 MPH PITCHES
1. <b>Carlos Hernández</b>	48
2. Josh Staumont	18
3. Dylan Coleman	12

### MOST STARTS BY VENEZUELA-BORN PITCHER IN ROYALS HISTORY

PITCHER	STARTS
1. <b>Carlos Hernández</b>	21
2. Max Castillo	4
3. Angel Zerpa	3
4. Dilson Torres	2
T5. Yohan Pino	1
T5. Eduardo Villacis	1

### ADDITIONAL CAREER HIGHLIGHTS (CONT.)

- + Hernández hit 100.0 mph on 30 pitches in **2021**, 11 of which came as a starter, matching **Shohel Ohtani** for the 5th-most triple-digit pitches among starters, trailing **Jacob deGrom** (185), **Sandy Alcantara** (58), **Gerrit Cole** (31) and **Shane McClellan** (16).
- + In Kansas City's 14-10 win vs. Texas on Opening Day in **2021**, Hernández earned the win with 3.0 innings in relief, becoming the first Royal to earn his first career win on Opening Day...at 24 years, 21 days, he was the 3rd-youngest Royal to win on Opening Day, older than only **Brad Keller** (23.244) in 2019 and the late **Yordano Ventura** (23.307) in 2015.
- + He was assigned to the Royals Alternate Training Site in **2020**, but was recalled on Aug. 30 and made his Major League debut on Sept. 1...according to Royals Hall of Fame Director, **Curt Nelson**, Hernández was the 8th known Royal at the time to make the jump from A-ball to the Majors.
- + Hernández pitched at three different levels in **2019**, but ended the season by earning the win with 5.0 scoreless innings in Game 2 of the South Atlantic League Championship.

## CARLOS HERNÁNDEZ (CONT.)

### MISCELLANEOUS NOTES

- + Hernández resides in San Felix, Venezuela with his wife, Fransaidys Ramos, and daughter, Camila.
- + He played for Team Venezuela in the **2023** World Baseball Classic.

### CAREER PITCHING

YEAR	TEAM	W-L	ERA	G	GS	SV	IP	H	R	ER	HR	HB	BB	SO	BB/9	SO/9	AVG
2017	Burlington (R)	1-4	5.49	12	11	0	62.1	64	45	38	6	9	27	62	3.9	9.0	.266
2018	Lexington (A)	6-5	3.29	15	15	0	79.1	71	36	29	7	4	23	82	2.6	9.3	.236
2019	Burlington (R)	0-0	9.28	3	3	0	10.2	11	13	11	1	1	12	13	10.1	11.0	.262
	Surprise (R)	0-2	7.36	5	5	0	11.0	14	9	9	1	0	3	12	2.5	9.8	.304
	Lexington (A)	3-3	3.50	7	7	0	36.0	34	16	14	5	0	9	43	2.3	10.8	.250
2020	KANSAS CITY	0-1	4.91	5	3	0	14.2	19	9	8	4	1	6	13	3.7	8.0	.317
2021	Omaha (AAA)	2-1	4.44	6	6	0	26.1	28	15	13	6	3	6	26	2.1	8.9	.272
	KANSAS CITY	6-2	3.68	24	11	0	85.2	69	36	35	7	4	41	74	4.3	7.8	.223
2022	Omaha (AAA)	2-4	3.78	12	11	0	50.0	39	24	21	7	0	19	44	3.4	7.9	.207
	KANSAS CITY	0-5	7.39	27	7	0	56.0	72	48	46	7	1	31	35	5.0	5.6	.314
MINOR LEAGUE TOTALS		14-19	4.41	60	58	0	275.2	261	158	135	33	17	99	282	3.2	9.2	.247
MAJOR LEAGUE TOTALS		6-8	5.12	56	21	0	156.1	160	93	89	18	6	78	122	4.5	7.0	.267

### CAREER BATTING

AB	H	2B	3B	HR	RBI	SH	AVG	OBP	SLG
4	0	0	0	0	0	0	.000	.000	.000

### CAREER FIELDING

PCT	G	TC	PO	A	E	DP
.913	56	23	7	14	2	2

### CAREER TRANSACTIONS

2016: Signed by Kansas City as an international free agent, July 19 (Joelvis Gonzalez and Orlando Estevez).



# DIEGO HERNANDEZ



## DIEGO HERNANDEZ

#35 | OF

<b>B/T</b>	<b>HT/WT</b>	<b>BORN (OPENING DAY AGE)</b>	<b>SERVICE TIME</b>
L/L	6-0/195	Nov. 21, 2000 (22) in Santo Domingo, D.R.	0 days
<b>ACQUIRED</b>	<b>SIGNING SCOUT</b>		<b>OPTION YEARS USED</b>
Signed as IFA, 7/8/17	Fabio Herrera & Felix Francisco (Royals)		0/3

### ROYAL RUNDOWN

- + Added to 40-man roster on 11/15/22
- + Set career highs across the board in 2022
- + Ranked 3rd in organization w/ 40 SB in 2022
- + Has 88 SB in 246 career minor league games

### CAREER HIGHLIGHTS

+ **Diego Hernandez** is entering his sixth year in the Royals organization, after being signed as an international free agent out of the Dominican Republic in **2017**...he was added to the 40-man roster on Nov. 15, **2022**.

+ Hernandez made his professional debut in 2018 and played in just 52 games over his first three seasons, thanks to an injury in **2018** and the cancelled season in **2020**.

+ He recorded 35 stolen bases in just 79 games in **2021**, which tied for the 4th most among Royals farmhands and ranked 5th in the Low-A East Division.

+ Hernandez has 88 stolen bases in 246 minor league games, which equals 58 steals per 162 games.

### 2022 HIGHLIGHTS

+ In **2022**, Hernandez set career highs in games (115), runs (78), hits (129), doubles (21), triples (4), home runs (9), RBI (40) and stolen bases (40), and hit .284 with a .755 OPS between stops at High-A Quad Cities (83 games) and Double-A Northwest Arkansas (32).

+ He recorded 8 outfield assists in just 90 games in center field.

+ He hit .311 (60-for-193) over his final 48 games from July 16 through season's end, including a 4-hit game on July 24 at South Bend, in which he recorded 4 runs, a double, a home run and a walk.

### MISCELLANEOUS NOTES

+ Hernandez resides in Santo Domingo Este, D.R.

### CAREER BATTING

YEAR	TEAM	G	AB	R	H	2B	3B	HR	RBI	SF	HB	BB	SO	SB	CS	AVG	OBP	SLG	OPS
2018	DSL Royals1	10	40	7	13	0	1	0	3	1	1	4	4	5	3	.325	.391	.375	.766
2019	Burlington (R)	3	14	1	3	0	0	0	1	0	0	1	1	1	1	.214	.214	.214	.428
	Surprise (R)	39	159	20	45	4	1	1	19	1	1	10	33	7	5	.283	.327	.340	.667
2020		Did not play (no minor league season)																	
2021	ACL Royals Blue (R)	1	3	0	0	0	0	0	0	0	0	0	1	0	0	.000	.000	.000	.000
	ACL Royals Gold (R)	4	12	1	1	0	0	0	1	0	0	2	4	1	1	.083	.214	.083	.297
	Columbia (A)	74	266	47	73	9	2	1	19	3	3	32	66	34	10	.274	.355	.335	.690
2022	Quad Cities (A+)	83	330	55	92	17	4	7	29	1	6	27	72	27	8	.279	.343	.418	.761
	NW Arkansas (AA)	32	124	23	37	4	0	2	11	3	1	12	28	13	4	.298	.357	.379	.736
<b>MINOR LEAGUE TOTALS</b>		<b>246</b>	<b>948</b>	<b>154</b>	<b>264</b>	<b>34</b>	<b>8</b>	<b>11</b>	<b>83</b>	<b>9</b>	<b>12</b>	<b>87</b>	<b>209</b>	<b>88</b>	<b>32</b>	<b>.278</b>	<b>.344</b>	<b>.366</b>	<b>.710</b>

### CAREER TRANSACTIONS

**2017:** Signed by Kansas City as an international free agent, July 8 (Fabio Herrera & Felix Francisco).



**BREWER HICKLEN**

**#75 | OF**

**NON-ROSTER INVITEE**

B/T	HT/WT	BORN (OPENING DAY AGE)	SERVICE TIME
R/R	6-2/220	Feb. 9, 1996 (27) in Huntsville, Ala.	9 days
ACQUIRED	SIGNING SCOUT	OPTION YEARS USED	
7th round, 2017 Draft	Nick Hamilton (Royals)	0/3	

**ROYAL RUNDOWN**

- + MLB debut: 5/26/22 at MIN
- + 2019 MiLB.com Organization All-Star
- + ML Spring Training invitee in 2022-23
- + 2019 Wilmington Player of the Year
- + 2022 MiLB.com Organization All-Star
- + 2019 Carolina League postseason All-Star
- + 2022 Omaha Player of the Year
- + 2018 MiLB.com Organization All-Star

YEAR	TEAM	G	AB	R	H	2B	3B	HR	RBI	BB	SO	SB	CS	AVG	OBP	SLG
2022	KC	6	4	1	0	0	0	0	0	0	4	0	0	.000	.000	.000

**CAREER HIGHLIGHTS**

- + **Brewer Hicklen** made his Major League debut with the Royals in 2022 and played in 6 games over two big league stints.
- + He played in 107 games with Double-A Northwest Arkansas in **2021**, posting a .780 OPS with 15 doubles, 3 triples, 16 home runs, 57 RBI and 40 stolen bases, the 3rd-most by a Royals minor leaguer, behind only **Dairon Blanco's** 41 and **Tyler Tolbert's** 55.
- + His 40 stolen bases in **2021** were the most by any player in Double-A, 3 more than Somerset's (Yankees) **Michael Beltré**.
- + He hit a grand slam in the **2021** Double-A Central Championship-clinching Game 3 win over Wichita.
- + Named Wilmington Player of the Year in **2019** after ranking among the Carolina League leaders in steals (39, 1st), runs (70, 3rd), triples (7, tied for 3rd), home runs (14, tied for 4th), on-base percentage (.363, 6th), slugging percentage (.427, 6th) and OPS (.790, 6th).
- + Homered in 3 consecutive games from Aug. 6-8, **2019** and homered twice in the first game of a doubleheader on Aug. 21...the next day, he became the first player in Wilmington history to hit 3 home runs in a single game, en route to earning Carolina League Player of the Week honors.
- + Named MiLB.com Organization All-Star in **2018**...ranked among Royals minor league leaders in stolen bases (35, 3rd), home runs (18, 5th) and RBI (68, 5th)...his 29 steals in just 82 games at Lexington ranked 5th in the South Atlantic League.
- + Reached base safely in 36 of 39 games in his professional debut with Surprise and Idaho Falls in **2017**.

**2022 HIGHLIGHTS**

- + He appeared in 6 games with the Royals in 2022, including his Major League debut on May 26 at Minnesota...he had two stints as a replacement player with Kansas City, from May 26-30 and July 14-17.
- + He earned Omaha Player of the Year and MiLB.com Organization All-Star honors after posting a .248/.348/.502 slashline (119-for-480, .850 OPS).
- + He led all Royals farmhands with 28 HR while also recording 30 doubles and 35 steals, becoming the fourth Royals minor league player since 2005 to record at least 20 of each in a single season, joining **Bobby Witt Jr.** (2021), **Alex Gordon** (2006) and **Alan Moya** (2005).

**MISCELLANEOUS NOTES**

- + Brewer resides in Huntsville, Ala., with his wife, Reagan.
- + He became the highest player drafted out of UAB when KC selected him in the 7th round in **2017**.
- + Hicklen attended the University of Alabama at Birmingham from **2015-17**, where he redshirted in **2015**...planned to play football and baseball at UAB, before the school's football program was shut down after the **2014** season.
- + Hicklen earned All-Conference USA Second-Team honors in **2017** after batting .328/.422/.586 (61-for-186) with 26 extra-base hits, 31 RBI and a conference-best 17 steals in 21 attempts...had a 19-game hitting streak, 4 games shy of the school record, and ended the season on a 41-game on-base streak.
- + Graduated from Huntsville HS (Ala.) in **2014**, where he was named Louisville Slugger High School All-America Catcher Honorable Mention as a senior...earned National High School Invitational All-Tournament honors as the quarterback of the football team.

**CAREER TRANSACTIONS**

**2017:** Selected by Kansas City in the 7th round of the Draft (Nick Hamilton).

**CAREER BATTING**

YEAR	TEAM	G	AB	R	H	2B	3B	HR	RBI	SF	HB	BB	SO	SB	CS	AVG	OBP	SLG	OPS
<b>2017</b>	Surprise (R)	19	69	19	24	3	3	3	13	1	3	9	24	13	3	.348	.439	.609	1.048
	Idaho Falls (R)	20	87	19	26	8	2	1	10	0	3	9	22	3	1	.299	.384	.471	.855
<b>2018</b>	Lexington (A)	82	306	59	94	18	3	17	65	4	13	24	98	29	6	.307	.378	.552	.930
	Wilmington (A+)	22	71	11	15	4	0	1	3	0	1	4	26	6	0	.211	.263	.310	.573
<b>2019</b>	Wilmington (A+)	125	419	70	110	13	7	14	51	3	13	55	140	39	14	.263	.363	.427	.790
<b>2020</b>	Did not play (no minor league season)																		
<b>2021</b>	NW Arkansas (AA)	107	362	70	88	15	3	16	57	2	6	52	132	40	4	.243	.346	.434	.780
<b>2022</b>	Omaha (AAA)	130	480	85	119	30	4	28	85	3	17	58	202	35	2	.248	.348	.502	.850
	KANSAS CITY	6	4	1	0	0	0	0	0	0	0	4	0	0	0	.000	.000	.000	.000
<b>MINOR LEAGUE TOTALS</b>		<b>505</b>	<b>1794</b>	<b>333</b>	<b>476</b>	<b>91</b>	<b>22</b>	<b>80</b>	<b>284</b>	<b>13</b>	<b>56</b>	<b>211</b>	<b>644</b>	<b>165</b>	<b>30</b>	<b>.265</b>	<b>.358</b>	<b>.474</b>	<b>.832</b>
<b>MAJOR LEAGUE TOTALS</b>		<b>6</b>	<b>4</b>	<b>1</b>	<b>0</b>	<b>0</b>	<b>0</b>	<b>0</b>	<b>0</b>	<b>0</b>	<b>0</b>	<b>4</b>	<b>0</b>	<b>0</b>	<b>0</b>	<b>.000</b>	<b>.000</b>	<b>.000</b>	<b>.000</b>





KYLE ISBEL			#28   OF
<b>B/T</b>	<b>HT/WT</b>	<b>BORN (OPENING DAY AGE)</b>	<b>SERVICE TIME</b>
L/R	5-11/200	March 3, 1997 (26) in Fontana, Calif.	1 year, 42 days
<b>ACQUIRED</b>	<b>SIGNING SCOUT</b>		<b>OPTION YEARS USED</b>
3rd round, 2018 Draft	Ken Muñoz (Royals)		1/3

ROYAL RUNDOWN	
+ Played 134 games over last 2 seasons w/ KC	+ 2019 Arizona Fall League Rising Star
+ Led MLB in Outfield Jump metric in 2022	+ 2018 MiLB.com Organization All-Star

YEAR	TEAM	G	AB	R	H	2B	3B	HR	RBI	BB	SO	SB	CS	AVG	OBP	SLG
2022	KC	106	256	32	54	10	4	5	28	16	75	9	6	.211	.264	.340
<b>CAREER (2 YRS)</b>		<b>134</b>	<b>332</b>	<b>48</b>	<b>75</b>	<b>15</b>	<b>6</b>	<b>6</b>	<b>35</b>	<b>23</b>	<b>98</b>	<b>11</b>	<b>6</b>	<b>.226</b>	<b>.281</b>	<b>.361</b>

**CAREER HIGHLIGHTS**

- + **Kyle Isbel** has spent time with the Royals over the last two seasons (2021-22), including 106 games last season.
- + He's played all three outfield positions with Kansas City, including 20 starts in left field, 32 starts in center field and 40 starts in right field.
- + He recorded 3 hits in his Major League debut on Opening Day 2021 vs. Texas, becoming the 4th player in franchise history with a 3-hit game in his debut... his 1st hit was a bases-loaded single in the 1st inning, joining **Dusty Wathan** (Sept. 24, 2002) as the only players in Royals history to record an RBI hit in his 1st big league plate appearance.
- + He recorded an RBI in each of his first 2 big league games in 2021, becoming only the 4th Royal to do so, joining **Ryan O'Hearn** (2018), **Endy Chávez** (2001) and **Ruppert Jones** (1976).
- + Isbel was named an Arizona Fall League Rising Star in 2019, when he hit .315 (23-for-73) with 16 RBI in 21 games with Surprise.
- + He was named an MiLB.com Organization All-Star in his pro debut in 2018, and ranked 2nd among Royals minor leaguers (min. 250 AB) with a .326 batting average (86-for-264).

**2022 HIGHLIGHTS**

- + Isbel made the Opening Day roster in 2022 for the second straight year, and spent most of the season with the Royals...he played in 106 games, including 72 starts and 34 games in which he entered as a substitution.
- + He tied for 9th in the American League with 4 triples, which tied for 3rd most among American League rookies, trailing only **Steven Kwan** (7) and teammate **Bobby Witt Jr.** (6).
- + Isbel ranked 5th among outfielders with 12 Outs Above Average, according to *Baseball Savant*, and led the Majors in a metric called Outfield Jump, which measures reaction times and direct routes.
- + He hit more than 100 points higher at home than he did on the road, as he batted .257 (36-for-140) in 55 games at Kauffman Stadium and just .155 (18-for-116) in 51 games away from home.
- + Isbel hit his first career grand slam on Sept. 3 in Detroit, the Royals first slam in more than a calendar year...it was the first grand slam by a Royals rookie since **Cam Gallagher** did it on Aug. 14, 2017 at Oakland.

**CAREER HIGHS**

HITS	RUNS
3 (3x), last 7/12/22 vs. DET	3 (2x), last 8/7/22 vs. BOS
DOUBLES	RBI
1 (15x), last 10/1/22 at CLE	4, 9/3/22 at DET
TRIPLES	STOLEN BASES
1 (6x), last 8/7/22 vs. BOS	1 (11x), last 8/28/22 vs. SD
HOME RUNS	WALKS
1 (6x), last 10/5/22 at CLE	2 (2x), last 8/28/22 vs. SD

**STREAKS**

HITTING	ON BASE
7 5/18/22 - 5/31/22	7 5/18/22 - 5/31/22

**ROYALS TO RECORD 3+ HITS IN MLB DEBUT**

PLAYER	DATE/OPP
Kevin Koslofski	6/28/92 at BAL
Johnny Damon	8/12/95 vs. SEA
Mark Quinn	9/14/99 vs. ANA (G2)
<b>Kyle Isbel</b>	<b>4/1/21 vs. TEX</b>

**2022 OF LEADERS IN OUTS ABOVE AVERAGE**

PLAYER (TEAM)	OUTS ABOVE AVG
1. Daulton Varsho (AZ)	17
2. Jose Siri (HOU/TB)	15
3. Trent Grisham (SD)	14
4. Myles Straw (CLE)	13
<b>5. Kyle Isbel (KC)</b>	<b>12</b>

**MINOR LEAGUE HIGHLIGHTS**

- + Isbel spent the 2020 season as the Royals Alternate Training Site in Kansas City and participated in the club's Postseason Camp at Kauffman Stadium
- + He was limited to just 59 games due to a hamstring injury in 2019...Isbel hit .348 (16-for-46) in his first 13 games, but hit only .176 (26-for-148) in 39 games after he returned from injury.
- + Isbel recorded a .372 on-base percentage during Wilmington's postseason run to the 2019 Carolina League Championship, including a solo HR in the decisive Game 5 of the semifinals vs. Salem...he also stole home in Game 1 of the Championship Series vs. Fayetteville.

## KYLE ISBEL (CONT.)

### MISCELLANEOUS NOTES

- + Isbel resides in Surprise, Ariz. with his wife, Priscilla.
- + He attended the University of Nevada-Las Vegas, where he was named All-MWC First Team as a junior at UNLV in **2018**, leading the conference with a .357 average.
- + Isbel earned All-Star honors playing for Yarmouth-Dennis in the Cape Cod League in **2017**.

### MISCELLANEOUS NOTES (CONT.)

- + At UNLV, he was named Freshman All-American by Louisville Slugger and the Mountain West Conference Freshman Player of the Year in **2016**.
- + Isbel graduated from Etiwanda HS (Calif.) in **2015**, where he earned the school's Baseball Player of the Year honors as a senior.

### CAREER HR HIGHLIGHTS

#### GRAND SLAMS (1)

+ 9/3/22 at DET

#### PITCHER (INN.)

Jason Foley (5th)

### CAREER BATTING

YEAR	TEAM	G	AB	R	H	2B	3B	HR	RBI	SF	HB	BB	SO	SB	CS	AVG	OBP	SLG	OPS
2018	Idaho Falls (R)	25	105	27	40	10	1	4	18	0	0	14	17	12	3	.381	.454	.610	1.064
	Lexington (A)	39	159	30	46	12	1	3	14	1	2	12	43	12	3	.289	.345	.434	.779
2019	Surprise (R)*	7	25	9	9	2	0	2	7	0	0	2	5	3	1	.360	.407	.680	1.087
	Wilmington (A+)	52	194	26	42	7	3	5	23	1	3	15	44	8	3	.216	.282	.361	.643
2020		Did not play (no minor league season)																	
2021	Omaha (AAA)	105	394	62	106	18	3	15	55	2	10	45	91	22	5	.269	.357	.444	.801
	KANSAS CITY	28	76	16	21	5	2	1	7	0	0	7	23	2	0	.276	.337	.434	.771
2022	Omaha (AAA)	5	20	4	5	2	0	1	4	0	1	2	3	0	1	.250	.348	.500	.848
	KANSAS CITY	106	256	32	54	10	4	5	28	2	3	16	75	9	6	.211	.264	.340	.604
MINOR LEAGUE TOTALS		233	897	158	248	51	8	30	121	4	16	90	203	57	16	.276	.352	.452	.804
MAJOR LEAGUE TOTALS		134	332	48	75	15	6	6	35	2	3	23	98	11	6	.226	.281	.361	.642

\*Minor league injury rehab

### CAREER FIELDING

YEAR	POSITION	PCT	G	GS	INN	TC	PO	A	E	DP
2021	LEFT FIELD	1.000	4	1	19.0	6	6	0	0	0
	CENTER FIELD	1.000	9	7	64.0	16	16	0	0	0
	RIGHT FIELD	1.000	14	12	101.1	25	24	1	0	0
2022	LEFT FIELD	.978	29	19	172.1	46	44	1	1	1
	CENTER FIELD	.981	30	25	205.0	52	51	0	1	0
	RIGHT FIELD	.978	49	28	278.2	92	89	1	2	0
CAREER TOTALS (LF)		.981	33	20	191.1	52	50	1	1	1
CAREER TOTALS (CF)		.985	39	32	269.0	68	67	0	1	0
CAREER TOTALS (RF)		.983	63	40	380.0	117	113	2	2	0

### CAREER TRANSACTIONS

**2018:** Selected by Kansas City in the 3rd round of the Draft (Ken Muñoz)...**2022:** Placed on 10-day IL, May 26-30...placed on Restricted List, July 14-18.

### ROYALS 20/20 SEASONS

Player	Season	HR	HR League Rank	SB	SB League Rank
Amos Otis	1978	22	T-17th	32	9th
Bo Jackson	1988	25	T-10th	27	T-12th
	1989	32	4th	26	T-11th
Carlos Beltrán	1999	22	T-38th	27	12th
	2001	24	T-29th	31	T-8th
	2002	29	T-14th	35	2nd
	2003	26	T-24th	41	3rd
Jeff Francoeur	2011	20	T-34th	22	T-15th
Bobby Witt Jr.	2022	20	T-33rd	30	4th

# BRAD KELLER



## BRAD KELLER

#56 | RHP

<b>B/T</b>	<b>HT/WT</b>	<b>BORN (OPENING DAY AGE)</b>	<b>SERVICE TIME</b>
R/R	6-5/250	July 27, 1995 (27) in Snellville, Ga.	5 years
<b>ACQUIRED</b>	<b>SIGNING SCOUT</b>	<b>CONTRACT STATUS</b>	
Trade w/ CIN, 12/14/17	T.R. Lewis (Diamondbacks)	3rd year arb eligible	

### ROYAL RUNDOWN

- + 5-year MLB veteran, all with Kansas City
- + Since 2018, he leads KC in W, GS, IP & K
- + 2-time Royals Pitcher of the Year (2018, 2020)
- + 2018 *Baseball America* All-Rookie Team
- + 7-time Royals Pitcher of the Month
- + First MLB win: 5/11/18 at CLE
- + 76 GIDP since 2018 are most in AL
- + First MLB save: 9/22/22 vs. MIN

YEAR	TEAM	W	L	ERA	G	GS	IP	H	R	ER	HR	BB	SO	BB/9	SO/9	AVG
2022	KC	6	14	5.09	35	22	139.2	153	86	79	17	57	102	3.7	6.6	.277
<b>CAREER (5 YRS)</b>		<b>35</b>	<b>49</b>	<b>4.25</b>	<b>139</b>	<b>105</b>	<b>633.2</b>	<b>637</b>	<b>321</b>	<b>299</b>	<b>59</b>	<b>258</b>	<b>475</b>	<b>3.7</b>	<b>6.7</b>	<b>.262</b>

### CAREER HIGHLIGHTS

- + **Brad Keller** is a five-year big league veteran, all with Kansas City, after being acquired via trade from Cincinnati in December **2017**, after the Reds selected him from Arizona in the Rule 5 Draft.
- + Since **2018**, Keller leads the Royals in wins (35), starts (105), innings (633.2) and strikeouts (475).
- + Among pitchers who have made their Major League debut since **2018**, Keller's 105 starts rank 2nd, trailing only **Shane Bieber** (111).
- + His 633.2 innings rank 7th in the American League since the start of **2018**.
- + Since his **2018** debut, Keller leads the American League and ranks 3rd in the Majors with 76 groundball double plays.
- + Among pitchers who've recorded at least 600.0 innings since **2018**, Keller ranks 4th in groundball rate (52.4%) and has the 4th-lowest HR/9 (0.84).
- + Keller is a seven-time Royals Pitcher of the Month winner, which ties him for the 3rd most since the award was introduced in 1995, trailing only **Zack Greinke** and **Joakim Soria** (8 each).

### 2022 HIGHLIGHTS

- + Keller began the **2022** season with a 1.74 ERA (6 ER in 31.0 IP) through his first 5 starts, and was named Royals Pitcher of the Month for April...but over his next 17 starts, he pitched to a 6.01 ERA (61 ER in 91.1 IP), and was moved to the bullpen in mid-August.
- + After being charged with 5 runs in his first relief appearance on Aug. 18 at Tampa Bay, Keller recorded a 3.78 ERA (7 ER in 16.2 IP) over his last 12 outings.
- + Keller earned his 1st career save on Sept. 22 vs. Minnesota, securing a series sweep vs. the Twins.
- + He was charged with a career-high-tying 14 losses, despite ranking 2nd on the team with 11 quality starts.
- + The Royals supported him with 35 runs in his 22 starts, including 2 runs or fewer in 17 of his 22 starts, 1 run or fewer 12 times and no runs seven times...his 2.57 run support average was the lowest in the Majors (min. 20 starts) and was the lowest mark by any Royal since at least 1974.
- + Keller earned a decision in 15 consecutive starts from May 21-Aug. 13, **2022**—in which he went 5-10—the longest run of starts with a decision by a Royal since **Josè Lima's** 15-start stretch in 2005...this streak of *starts* remains active into **2023**, although he ended last season with 13 relief appearances.

### CAREER HIGHS

STRIKEOUTS (SP)	INNINGS (SP)
10, 4/12/19 vs. CLE	9.0, 9/13/20 vs. PIT
STRIKEOUTS (RP)	INNINGS (RP)
3 (2x), last 9/9/22 vs. DET	3.0, 5/11/18 at CLE

### STREAKS

SCORELESS	HOMERLESS
17.2 IP 8/6/20 - 8/19/20	63.1 IP 4/25/18 - 7/22/18

### MOST GIDP INDUCED SINCE 2018

PITCHER	GIDP
1. Kyle Freeland	85
2. Kyle Gibson	81
<b>3. Brad Keller</b>	<b>76</b>

### HIGHEST GROUNDBALL RATE SINCE 2018\*

PITCHER	GB%
1. Dallas Keuchel	55.2%
2. Marcus Stroman	54.6%
3. Luis Castillo	52.6%
<b>4. Brad Keller</b>	<b>52.4%</b>

\*min. 600.0 IP

### LOWEST HR/9 RATE SINCE 2018\*

PITCHER	HR/9
1. Jacob deGrom	0.71
2. Zack Wheeler	0.75
3. Max Fried	0.79
<b>4. Brad Keller</b>	<b>0.84</b>

\*min. 600.0 IP

### MOST STARTS AMONG MLB PITCHERS WHO HAVE DEBUTED SINCE 2018

PITCHER	GS
1. Shane Bieber	111
<b>2. Brad Keller</b>	<b>105</b>
3. Eric Lauer	103

### MOST INNINGS PITCHED SINCE 2018

PITCHER	IP
1. Gerrit Cole	867.2
2. José Berrios	819.2
3. Marco Gonzales	765.2
4. Lucas Giolito	762.2
5. Lance Lynn	727.2
6. Shane Bieber	703.0
<b>7. Brad Keller</b>	<b>633.2</b>

## BRAD KELLER (CONT.)

### ADDITIONAL CAREER HIGHLIGHTS

+ Keller made his second career Opening Day start in **2021**, but retired just 4 of 14 batters to mark the shortest Opening Day start in franchise history...the Royals went on to win the game over Texas, 14-10.

+ He matched **Mike Minor** for the team lead with 8 wins in **2021**, despite missing the last 35 games with a right lat strain.

+ Keller was named the **Bruce Rice** Pitcher of the Year by the Kansas City Chapter of the BBWAA in **2020**, and led the Royals with 5 wins in 9 starts, despite missing the club's first 13 games on the IL.

+ He ranked 5th in the American League (min. 50.0 IP) in **2020** with a 2.47 ERA (15 ER in 54.2 IP), and 5 of his 9 starts were scoreless, including the first 3... he was the 6th American League pitcher since the mound was lowered in 1969 to win each of his first 3 starts and not allow a run.

+ In **2020**, Keller went 4-0 with a 0.27 ERA (1 ER in 33.0 IP) in 5 starts at Kauffman Stadium, marking the best single-season home ERA (min. 5 starts) in the Live Ball Era (since 1920).

+ He held opponents to a .244 slugging percentage in **2020**, which was the lowest in the Majors (min. 9 starts) since **Nolan Ryan** (.216) in 1981.

+ He recorded his only career shutout on Sept. 13, **2020** vs. Pittsburgh, allowing just 5 hits in the 11-0 win.

+ Keller allowed no more than 3 hits in 6 consecutive starts from Aug. 14, **2019**-Aug. 19, **2020**, the longest such streak in Royals history, in which he held opponents to a .162 average (17-for-105).

+ In 2019, Keller allowed just 15 HR in 165.1 innings for a 0.82 HR/9, which was the 3rd-lowest rate in the Majors...he also induced 22 groundball double plays, which tied for 6th most in the Majors.

+ Keller made his 1st Opening Day start in **2019** and pitched 7.0 scoreless innings with 2 hits allowed in a 5-3 win vs. the White Sox...at 23 years, 244 days, he was the youngest in the Majors to record 7.0 innings and 2 hits allowed or fewer on Opening Day since **Bob Feller's** no-hitter (21 years, 165 days) at the White Sox in the 1940 season opener.

+ In **2018**, Keller's age-22 season, he was named the **Bruce Rice** Pitcher of the Year by the Kansas City Chapter of the BBWAA, becoming the youngest Royal to earn the honor since **Zack Greinke** in 2004.

+ Keller recorded a 3.08 ERA (48 ER in 140.1 IP) in **2018**, which ranked 8th in the American League (min. 140.0 IP) and 1st among rookies (min. 100.0 IP).

+ He allowed only 7 HR in 140.1 innings as a rookie in **2018**, for a 0.45 HR/9, which led the American League (min. 100.0 IP) and ranked 3rd in the Majors, higher only than **Carlos Martínez** (0.38) and **Jacob deGrom** (0.41).

+ In **2018**, Keller made his first 21 appearances as a rookie in relief, a role in which he recorded a 2.01 ERA (5 ER in 22.1 IP) and .207 opponents' average (17-for-82)...in 20 starts, he went 8-5 with a 3.28 ERA (43 ER in 118.0 IP).

+ Keller recorded his 1st career complete game (8.0 IP) in a 1-0 loss at Seattle on July 1, **2018**...at 22 years, 339 days, he was the youngest Royal to throw a complete game since **Zack Greinke** on May 10, 2005.

### MINOR LEAGUE HIGHLIGHTS

+ He pitched at Double-A Jacksonville in Arizona's organization in **2017**, but was selected by Cincinnati in the Rule 5 Draft and traded to Kansas City.

### ROYALS PITCHER OF THE MONTH AWARDS\*

PITCHER	AWARDS
T1. Zack Greinke	8
T1. Joakim Soria	8
<b>T3. Brad Keller</b>	<b>7</b>
T3. Danny Duffy	7
T3. Kevin Appier	7

\*since award was introduced in 1995

### LOWEST RUN SUPPORT AVG IN MLB IN 2022\*

PITCHER	RSA
<b>1. Brad Keller</b>	<b>2.58</b>
2. Patrick Corbin	2.83
3. Zach Plesac	2.87

\*min. 20 GS

### AL PITCHERS TO GO 3-0, 0 RUNS ALLOWED IN 1ST 3 STARTS OF A SEASON\*

PITCHER (TEAM)	YEAR
Bill Landis (BOS)	1969
Mike Butcher (CAL)	1995
Zack Greinke (KC)	2009
Alexi Ogando (TEX)	2010
Jordan Zimmermann (DET)	2016
<b>Brad Keller (KC)</b>	<b>2020</b>

\*since mound was lowered in 1969

### CONSECUTIVE SCORELESS INNINGS TO BEGIN A SEASON, ROYALS HISTORY

PITCHER (YEAR)	SCORELESS IP
1. Zack Greinke (2009)	24.0
2. Wade Davis (2015)	22.0
3. Danny Jackson (1985)	18.0
<b>4. Brad Keller (2020)</b>	<b>17.2</b>

### YOUNGEST PITCHERS TO WIN ON OPENING DAY SINCE 2008

PITCHER (YEAR)	AGE
1. José Fernández (2014)	21 years, 243 days
2. Félix Hernández (2009)	22 years, 363 days
3. Clayton Kershaw (2011)	23 years, 12 days
<b>4. Brad Keller (2019)</b>	<b>23 years 244 days</b>

### MINOR LEAGUE HIGHLIGHTS (CONT.)

+ Keller recorded a 2.60 ERA (41 ER in 142.0 IP) in **2015**, which tied for 3rd best in the Midwest League.

### MISCELLANEOUS NOTES

+ Keller resides in Apollo Beach, Fla.

+ He has participated in several Royals community projects, including Home Run to Health, Play Ball Weekend and the PLAY Clinic...he has also participated in Royals FanFest (**2019-20**) and Royals Rally (**2023**), the Royals Charities Golf Tournament, a photo shoot for Braden's Hope calendar and has met with children at Kauffman Stadium as part of the Dream Factory.

+ Keller has served as a spokesperson for the Strike Out Slavery and Veronica's Voice initiatives...he also did an advocacy video for The Big Search to combat human trafficking.

+ He graduated from Flowery Branch HS (Ga.) in **2013**, when he was named Georgia Region-8 5A All-Region First Team and Section Team Pitcher of the Year.

## BRAD KELLER (CONT.)

CAREER PITCHING																	
YEAR	TEAM	W-L	ERA	G	GS	SV	IP	H	R	ER	HR	HB	BB	SO	BB/9	SO/9	AVG
2013	ACL D-backs (R)	7-3	2.22	13	12	0	56.2	53	22	14	2	2	26	61	4.1	9.7	.250
	Missoula (R)	0-0	4.50	2	1	0	6.0	6	3	3	0	0	4	4	6.0	6.0	.261
2014	Missoula (R)	1-4	6.95	8	8	0	33.2	50	30	26	6	3	18	30	4.8	8.0	.347
	ACL D-backs (R)	4-0	2.30	6	3	0	31.1	30	8	8	2	3	9	20	2.6	5.7	.265
	Hillsboro (A)	1-0	0.00	1	1	0	6.0	1	0	0	0	0	1	8	1.5	12.0	.053
2015	Kane County (A)	8-9	2.60	26	25	0	142.0	128	57	41	3	10	37	109	2.4	6.9	.243
2016	Visalia (A+)	9-7	4.47	24	24	0	135.0	147	73	67	13	2	26	99	1.7	6.6	.281
2017	Jackson (AA)	10-9	4.68	26	26	0	130.2	142	73	68	7	7	57	111	3.9	7.7	.279
2018	KANSAS CITY	9-6	3.08	41	20	0	140.1	133	50	48	7	2	50	96	3.2	6.2	.252
2019	KANSAS CITY	7-14	4.19	28	28	0	165.1	154	80	77	15	9	70	122	3.8	6.6	.247
2020	KANSAS CITY	5-3	2.47	9	9	0	54.2	39	16	15	2	2	17	35	2.8	5.8	.202
2021	KANSAS CITY	8-12	5.39	26	26	0	133.2	158	89	80	18	7	64	120	4.3	8.1	.297
2022	KANSAS CITY	6-14	5.09	35	22	1	139.2	153	86	79	17	2	57	102	3.7	6.6	.277
MINOR LEAGUE TOTALS		40-32	3.77	106	100	0	541.1	557	266	227	33	27	178	442	3.0	7.4	.269
MAJOR LEAGUE TOTALS		35-49	4.25	139	105	1	633.2	637	321	299	59	22	258	475	3.7	6.8	.262

CAREER BATTING										
AB	H	2B	3B	HR	RBI	SH	AVG	OBP	SLG	
16	2	0	0	0	1	3	.125	.176	.125	

CAREER FIELDING						
PCT	G	TC	PO	A	E	DP
.978	139	93	33	58	2	4

### CAREER TRANSACTIONS

**2013:** Selected by Arizona in the 8th round of the Draft (T.R. Lewis)...**2017:** Selected by Cincinnati in the 1st round (5th overall) of the Rule 5 Draft, and was acquired by Kansas City for future considerations, Dec. 14...**2019:** Suspended for 5 games for role in on-field incident at White Sox, April 17...served suspension from April 23-29...**2020:** Placed on 10-day IL, July 14-Aug. 6...**2021:** Placed on 10-day IL, right lat strain, Aug. 27, transferred to 60-day IL, Sept. 20-Nov. 5...**2022:** Placed on Restricted List, July 14-18.

### ROYALS ALL-TIME RULE 5 SELECTIONS

Year	Player	Acquired From	Year	Player	Acquired From
1968	OF Fred Rico	Baltimore	2002	RHP D.J. Carrasco	Pittsburgh
	C/OF Hawk Taylor	California		C Ronnie Paulino	Pittsburgh
1969	RHP Ken Wright	Boston	2003	RHP Jason Szuminski	Cubs#
1971	OF Steve Hovley	Oakland	2004	RHP Andrew Sisco	Cubs
1973	IF Tony Solaita	Pittsburgh	2005	LHP Fabio Castro	White Sox\$
1979	IF Manny Castillo	St. Louis	2006	RHP Joakim Soria	San Diego
1980	RHP Dave Wehrmeister	NY Yankees	2008	LHP Jose Lugo	Minnesota#
	RHP Jim Wright	Philadelphia		RHP Edgar Osuna	Atlanta
1982	OF/1B Joe Simpson	Seattle	2010	RHP Nate Adcock	Pittsburgh
1983	C Orlando Sanchez	St. Louis	2011	LHP Cesar Cabral	Boston@
1987	RHP Luis Encarnacion	Cleveland	2014	RHP Jandel Gustave	Houston!
1992	LHP Billy Brewer	Montreal	<b>2017</b>	<b>RHP Brad Keller</b>	<b>Arizona*</b>
1994	OF Jon Nunnally	Cleveland	2017	RHP Burch Smith	Tampa Bay**
1995	OF Miguel Mejia	Baltimore&	2018	RHP Sam McWilliams	Tampa Bay
1999	IF Damian Rolls	LA Dodgers^	2018	RHP Chris Ellis	St. Louis##
2000	OF Endy Chávez	NY Mets	2019	RHP Stephen Woods Jr.	Tampa Bay
2001	RHP Miguel Asencio	Philadelphia	<b>NOTE:</b> Major League phase selections only		

&Acquired by St. Louis as part of a three-team trade that sent RHP Mike Remlinger to Kansas City; ^Acquired by Tampa Bay to complete previous trade; %Acquired by San Diego for OF Rich Thompson; \$Acquired by Texas for INF Esteban Germán; #Acquired by Seattle for cash considerations; @Acquired by New York Yankees for cash considerations; !Acquired by Kansas City from Boston after being selected from Houston; \*Acquired by Kansas City from Cincinnati, after being selected with the No. 5 pick; \*\*Acquired by Kansas City from the New York Mets, after being selected with the No. 6 pick



**JACKSON KOWAR** #37 | RHP

<b>B/T</b>	<b>HT/WT</b>	<b>BORN (OPENING DAY AGE)</b>	<b>SERVICE TIME</b>
R/R	6-5/215	Oct. 4, 1996 (26) in Weddington, N.C.	89 days
<b>ACQUIRED</b>	<b>SIGNING SCOUT</b>		<b>OPTION YEARS USED</b>
1st round, 2018 Draft	Jim Buckley (Royals)		2/3

**ROYAL RUNDOWN**

- + 2021 Paul Splittorff Pitcher of the Year
- + 2019 Carolina League All-Star
- + 2021 Omaha Pitcher of the Year
- + Teammates with Brady Singer at U. of Florida
- + 2021 Triple-A postseason All-Star
- + MLB debut: 6/7/21 at LAA

YEAR	TEAM	W	L	ERA	G	GS	IP	H	R	ER	HR	BB	SO	BB/9	SO/9	AVG
2022	KC	0	0	9.77	7	0	15.2	27	17	17	4	11	17	6.3	9.8	.380
<b>CAREER (2 YRS)</b>		<b>0</b>	<b>6</b>	<b>10.76</b>	<b>16</b>	<b>8</b>	<b>46.0</b>	<b>70</b>	<b>55</b>	<b>55</b>	<b>11</b>	<b>31</b>	<b>46</b>	<b>6.1</b>	<b>9.0</b>	<b>.352</b>

**CAREER HIGHLIGHTS**

- + Jackson Kowar had a decorated 2021 season, earning Royals Paul Splittorff Pitcher of the Year honors, an award given to the top pitcher in the organization...he was also named Storm Chasers Pitcher of the Year and a Triple-A postseason All-Star.
- + Over two stints with Omaha in 2021, Kowar went 9-4 with a 3.46 ERA (31 ER in 80.2 IP) in 17 appearances (16 starts)...his 115 strikeouts led all Triple-A pitchers at the time of his Sept. 1 recall.

- + Kowar was named Triple-A East Pitcher of the Month for May 2021, after going 5-0 with a 1.01 ERA (3 ER in 26.2 IP) in 5 starts...at the time his contract was selected on June 6, his 0.85 ERA led Triple-A and his 5 wins tied for the minors lead.

- + In 3 outings (2 starts) during his first big league stint in 2021, he went 0-2 and allowed 10 runs on 11 hits and 5 walks in 5.0 innings.

- + In 2020, he pitched at the Royals Alternate Training Site in Kansas City and participated in the Royals Postseason Camp at Kauffman Stadium in October.

- + Kowar was a Carolina League All-Star in 2019, when he ranked 4th among Royals farmhands with 144 strikeouts.

- + In 2018, Kowar pitched 5.0 scoreless innings in Game 2 of the South Atlantic League Championship Series, a 5-2 win.

**2022 HIGHLIGHTS**

- + His 1st scoreless appearance in the Majors came on June 27 vs. Texas, when he allowed just 2 hits and recorded 5 strikeouts over 3.1 innings.
- + He returned to Triple-A Omaha on July 30 and remained there for the rest of the season.

**CAREER PITCHING**

YEAR	TEAM	W-L	ERA	G	GS	SV	IP	H	R	ER	HR	HB	BB	SO	BB/9	SO/9	AVG
2018	Lexington (A)	0-1	3.42	9	9	0	26.1	19	10	10	2	0	12	22	4.1	7.5	.200
2019	Wilmington (A+)	5-3	3.53	13	13	0	74.0	68	33	29	4	10	22	66	2.7	8.0	.245
	NW Arkansas (AA)	2-7	3.51	13	13	0	74.1	73	32	29	8	2	21	78	2.5	9.4	.254
2020		Did not play (no minor league season)															
2021	Omaha (AAA)	9-4	3.46	17	16	0	80.2	66	31	31	7	4	34	115	3.8	12.8	.220
	KANSAS CITY	0-6	11.27	9	8	0	30.1	43	38	38	7	2	20	29	5.9	8.6	.336
2022	Omaha (AAA)	4-10	6.16	20	20	0	83.1	95	67	57	14	8	43	88	4.6	9.5	.287
	KANSAS CITY	0-0	9.77	7	0	0	15.2	27	17	17	4	0	11	17	6.3	9.8	.380
<b>MINOR LEAGUE TOTALS</b>		<b>20-25</b>	<b>4.15</b>	<b>72</b>	<b>71</b>	<b>0</b>	<b>338.2</b>	<b>321</b>	<b>173</b>	<b>156</b>	<b>35</b>	<b>24</b>	<b>132</b>	<b>369</b>	<b>3.5</b>	<b>9.8</b>	<b>.249</b>
<b>MAJOR LEAGUE TOTALS</b>		<b>0-6</b>	<b>10.76</b>	<b>16</b>	<b>8</b>	<b>0</b>	<b>46.0</b>	<b>70</b>	<b>55</b>	<b>55</b>	<b>11</b>	<b>2</b>	<b>31</b>	<b>46</b>	<b>6.1</b>	<b>9.0</b>	<b>.352</b>

**CAREER HIGHS**

<b>STRIKEOUTS (SP)</b>	<b>INNINGS (SP)</b>
7, 9/7/21 at BAL	6.0 (2x), last, 9/7/21 at BAL
<b>STRIKEOUTS (RP)</b>	<b>INNINGS (RP)</b>
5, 6/27/22 vs. TEX	3.1 (2x), last 6/27/22 vs. TEX

**STREAKS**

<b>SCORELESS</b>	<b>HOMERLESS</b>
5.1 IP 6/27/22 - 7/5/22	11.2 IP 10/3/21 - 7/5/22

**2022 HIGHLIGHTS (CONT.)**

- + On Aug. 9 at Toledo, he did not allow a hit or walk over 4.0 scoreless innings, and recorded 8 strikeouts.
- + On Aug. 20 at Louisville, he earned a win after allowing just 1 run on 1 hit over 5.0 innings.

**MISCELLANEOUS NOTES**

- + Jackson resides in Gainesville, Fla.
- + He attended the University of Florida, where he was teammates with Brady Singer...as a junior in 2018, Kowar went 10-5 with a 3.04 ERA (38 ER in 112.0 IP) and 115 strikeouts, including 13 strikeouts in a 6-1 win over Texas, the most strikeouts in a College World Series game since 2010 (Gerrit Cole and Trevor Bauer).
- + Kowar led the SEC with 12 wins as a sophomore in 2017, winning his first 12 decisions before losing his final start to TCU in the College World Series semifinals...he earned the save in Game 2 of the College World Series finale vs. LSU to clinch the school's first National Championship in baseball.
- + He graduated from Charlotte Christian HS (N.C.) in 2015.



# BROOKS KRISKE



## BROOKS KRISKE (KRIS-see)

#78 | RHP

### NON-ROSTER INVITEE

<b>B/T</b>	<b>HT/WT</b>	<b>BORN (OPENING DAY AGE)</b>	<b>SERVICE TIME</b>
R/R	6-3/210	Feb. 3, 1994 (29) in Scottsdale, Ariz.	107 days
<b>ACQUIRED</b>	<b>SIGNING SCOUT</b>		<b>OPTION YEARS USED</b>
Signed as MiLB FA, 12/14/22	-		2/3

### ROYAL RUNDOWN

+ 2-year Major League veteran with NYY & BAL + MLB debut: 7/20/20 at BAL

YEAR	TEAM	W	L	ERA	G	SV	IP	H	R	ER	HR	BB	SO	BB/9	SO/9	AVG
<b>CAREER (2 YRS)</b>		<b>2</b>	<b>1</b>	<b>14.40</b>	<b>16</b>	<b>0</b>	<b>15.0</b>	<b>20</b>	<b>25</b>	<b>24</b>	<b>8</b>	<b>13</b>	<b>19</b>	<b>7.8</b>	<b>11.4</b>	<b>.323</b>

### CAREER HIGHLIGHTS

+ **Brooks Kriske** joins the Royals in **2023** to mark his third MLB organization, after spending the first six seasons of his pro career with the Yankees and one with Baltimore...he played for the Yokohama Bay Stars in Japan in **2022**.

+ Began the **2021** season with the Yankees, and appeared in 8 games before being claimed on waivers by Baltimore on Sept. 16...appeared in 4 games with the Orioles to end the season and was released Nov. 29.

+ Made his MLB debut in **2020** with the Yankees, and pitched in 4 games across three Major League stints.

+ Threw a scoreless 9th inning on July 29, **2020** in his debut, striking out **Pedro Severino** to record his 1st career punchout...prior to his debut, had never pitched above Double-A.

+ Earned a career-high 12 saves between Class-A Tampa and Double-A Trenton in **2019**.

+ Returned to the mound in **2018** and made 16 relief appearances between Class-A Staten Island and Class-A Charleston...missed all of **2017** after undergoing Tommy John Surgery.

+ Made his professional debut with Class-A Staten Island in **2016**, posting a 2.25 ERA (4 ER in 16.0 IP) before undergoing Tommy John Surgery in August.

### CAREER HIGHS

<b>STRIKEOUTS</b>	<b>INNINGS</b>
4, 8/30/20 vs. NYM	1.1 (2x), last 10/1/21 at TOR

### STREAKS

<b>SCORELESS</b>	<b>HOMERLESS</b>
2.0 IP 6/3/21 - 6/5/21	2.0 IP 6/3/21 - 6/5/21

### 2022 HIGHLIGHTS

+ Kriske appeared in 32 games with the Yokohama Bay Stars in Japan in **2022** combining to go 1-3 with 2 saves and a 3.25 ERA (13 ER in 36.0 IP) with 56 strikeouts (0.3 K/9) between the Central League (equivalent to MLB) and Eastern League (equivalent to MiLB).

+ While in the Central League with Yokohama, he posted a 2.57 ERA (6 ER in 21.0 IP) with 26 strikeouts.

### MISCELLANEOUS NOTES

+ Kriske resides in Scottsdale, Ariz.

+ Kriske pitched four seasons at the University of Southern California from **2013-16**, where he went 4-5 with 6 saves and a 3.28 ERA (44 ER in 120.2 IP), 55 walks and 106 strikeouts in 71 appearances (7 starts).

+ While at USC, was teammates with MLB veterans **Garrett Stubbs** (2013-15), **Bernardo Flores Jr.** (2014-16), **Tyler Gilbert** (2015) and **Lars Nootbaar** (2016).

+ He is a graduate of Palm Desert High School (Calif.), where he earned all-state honors as a junior and senior in **2012** and helped team to win two state titles in **2010** and **2012**.

### CAREER TRANSACTIONS

**2016:** Selected by the Yankees in the 6th round of the Draft...**2021:** Acquired off waivers by Baltimore, Sept. 16...released, Nov. 29...**2022:** Signed by Kansas City as a minor league free agent, Dec. 16.

### CAREER PITCHING

YEAR	TEAM	W-L	ERA	G	GS	SV	IP	H	R	ER	HR	HB	BB	SO	BB/9	SO/9	AVG
<b>2016</b>	<b>Staten Island (A)</b>	0-2	2.25	13	0	4	16.0	12	8	4	0	0	6	16	3.4	9.0	.214
<b>2017</b>		Did not play (injured)															
<b>2018</b>	<b>Staten Island (A)</b>	2-2	1.09	14	0	3	24.2	21	4	3	0	0	8	33	2.9	12.0	.244
	<b>Charleston (A)</b>	0-0	4.50	2	0	0	4.0	4	2	2	0	0	1	6	2.3	13.5	.267
<b>2019</b>	<b>Tampa (A+)</b>	1-1	0.00	7	0	1	12.0	4	1	0	0	1	5	16	3.8	12.0	.111
	<b>Trenton (AA)</b>	2-2	2.59	36	0	11	48.2	30	14	14	3	1	23	64	4.3	11.8	.171
<b>2020</b>	<b>NY YANKEES</b>	0-0	14.73	4	0	0	3.2	3	6	6	1	0	7	8	17.2	19.6	.200
<b>2021</b>	<b>Scranton/WB (AAA)</b>	1-1	3.81	24	0	1	28.1	15	12	12	2	1	14	41	4.5	13.0	.155
	<b>Norfolk (AAA)</b>	0-0	0.00	1	0	0	1.0	0	0	0	0	0	2	0	0	18.0	.000
	<b>NY YANKEES</b>	1-1	15.26	8	0	0	7.2	12	14	13	5	1	6	7	7.0	8.2	.375
	<b>BALTIMORE</b>	1-0	12.27	4	0	0	3.2	5	5	5	2	0	0	4	0.0	9.8	.333
<b>2022</b>		Did not play affiliated ball															
<b>MINOR LEAGUE TOTALS</b>		<b>6-8</b>	<b>2.34</b>	<b>97</b>	<b>0</b>	<b>20</b>	<b>134.2</b>	<b>86</b>	<b>41</b>	<b>35</b>	<b>5</b>	<b>3</b>	<b>57</b>	<b>178</b>	<b>3.8</b>	<b>11.9</b>	<b>.184</b>
<b>MAJOR LEAGUE TOTALS</b>		<b>2-1</b>	<b>14.40</b>	<b>16</b>	<b>0</b>	<b>0</b>	<b>15.0</b>	<b>20</b>	<b>25</b>	<b>24</b>	<b>8</b>	<b>1</b>	<b>13</b>	<b>19</b>	<b>7.8</b>	<b>11.4</b>	<b>.323</b>

### CAREER BATTING

AB	H	2B	3B	HR	RBI	SH	AVG	OBP	SLG
0	0	0	0	0	0	0	.000	.000	.000

### CAREER FIELDING

PCT	G	TC	PO	A	E	DP
1.000	16	2	0	2	0	0



**NICK LOFTIN** #89 | IF  
**NON-ROSTER INVITEE**

<b>B/T</b>	<b>HT/WT</b>	<b>BORN (OPENING DAY AGE)</b>	<b>SERVICE TIME</b>
R/R	6-1/200	Sept. 25, 1998 (24) in Corpus Christi, Texas	0 days
<b>ACQUIRED</b>	<b>SIGNING SCOUT</b>		<b>OPTION YEARS USED</b>
CB round, 2020 Draft	Josh Hallgren (Royals)		0/3

**ROYAL RUNDOWN**

+ ML Spring Training invitee in 2021, 2023 + 2021 MiLB.com Organization All-Star

**CAREER HIGHLIGHTS**

+ **Nick Loftin** spent **2021** with High-A Quad Cities, where he played in 90 games and slashed .289/.373/.463 (103-for-356) with 22 doubles, 5 triples, 10 home runs, 57 RBI and 42 walks, en route to being named a MiLB.com Organization All-Star.

+ His .289 average ranked tied for 4th among Royals farmhands with **Michael Massey**, and tied for the best in the High-A Central division with Massey and Beloit's **Troy Johnston** (Miami).

+ He was named the High-A Central Player of the Week for July 26-Aug. 1 after posting a slashline of .522/.560/1.087 (12-for-23) with 8 runs scored, 7 extra-base hits, 4 RBI and 1 stolen base in 5 games.

+ Entered **2021** as the No. 8 prospect in the Royals' minor league system, according to *Baseball America*... also listed as having the "Best Strike-Zone Discipline" among Royals prospects in *Baseball America's* 2021 Best Tools survey.

**2022 HIGHLIGHTS**

+ Loftin played in 128 games in **2022**, split between Double-A Northwest Arkansas (90 games) and Triple-A Omaha (38) and recorded career highs in runs (104), doubles (24), home runs (17), RBI (66) and stolen bases (29)...his 104 runs tied for 6th most in Minor League Baseball.

+ He made starts in center field (62), third base (27), DH (7) and left field (6).

+ With the Naturals, he recorded 30 extra-base hits in 90 games while going 24-for-28 in stolen base attempts.

**CAREER TRANSACTIONS**

**2020:** Selected by Kansas City in Competitive Balance Round A (32nd overall) of the Draft.

**CAREER BATTING**

YEAR TEAM	G	AB	R	H	2B	3B	HR	RBI	SF	HB	BB	SO	SB	CS	AVG	OBP	SLG	OPS	
<b>2020</b>	Did not play (no minor league season)																		
<b>2021 Quad Cities (A+)</b>	90	356	67	103	22	5	10	57	2	7	42	60	11	2	.289	.373	.463	.836	
<b>2022 NW Arkansas (AA)</b>	90	363	78	98	17	1	12	47	5	5	45	57	24	4	.270	.354	.421	.775	
<b>Omaha (AAA)</b>	38	153	26	33	7	0	5	19	1	4	10	41	5	2	.216	.280	.359	.639	
<b>MINOR LEAGUE TOTALS</b>	<b>218</b>	<b>872</b>	<b>171</b>	<b>234</b>	<b>46</b>	<b>6</b>	<b>27</b>	<b>123</b>	<b>8</b>	<b>16</b>	<b>97</b>	<b>158</b>	<b>40</b>	<b>8</b>	<b>.268</b>	<b>.349</b>	<b>.428</b>	<b>.777</b>	

**2022 HIGHLIGHTS (CONT.)**

+ Led Northwest Arkansas in runs and sac. bunts (6), while finishing 2nd in stolen bases and 4th in total bases (153) despite earning a promotion to Triple-A on Aug. 9, where he hit 7 doubles and 5 home runs in 38 games to finish the season.

**MISCELLANEOUS NOTES**

+ Nick resides in Corpus Christi, Texas.

+ Loftin attended Baylor University from **2018-20**, where he was a Freshman All-American in **2018** and an All-Big 12 First-Team selection in **2019**.

+ He was named a preseason All-American by three different publications in **2020**, before the season was cut short due to the COVID-19 pandemic.

+ Loftin played for the Hyannis Harbor Hawks in the Cape Cod League in **2019**.

+ Spent most of his freshman year in the outfield, but moved to shortstop his final two seasons...he finished his collegiate career slashing .313/.371/.481 (161-for-514) in 122 games with 34 doubles, 5 triples, 14 homers and 92 RBI.

+ He graduated in **2017** from W.B. Ray HS (Texas), where he was a four-year letterwinner, helping lead the team to a district championship as a junior.

+ Over his high school career, he batted .454 with 29 stolen bases, and was named to MaxPreps Underclass All-America Team.

# NICKY LOPEZ



## NICKY LOPEZ

#8 | IF

B/T	HT/WT	BORN (OPENING DAY AGE)	SERVICE TIME
L/R	5-11/180	March 13, 1995 (28) in Naperville, Ill.	3 years, 139 days
ACQUIRED	SIGNING SCOUT	CONTRACT STATUS	
5th round, 2016 Draft	Matt Price (Royals)	1st year arb eligible	

### ROYAL RUNDOWN

- + 4-year MLB veteran, all with Kansas City
- + 2022 Roberto Clemente Award nominee
- + 2021 Joe Burke Special Achievement Award
- + Leads MLB since 2019 with 29 sacrifice hits
- + 1 of 5 AL players in 2021 to hit .300
- + 46 Outs Above Avg. since 2020 leads MLB
- + 2018 George Brett Hitter of the Year
- + 2017 Frank White Defensive Player of the Year

YEAR	TEAM	G	AB	R	H	2B	3B	HR	RBI	BB	SO	SB	CS	AVG	OBP	SLG
2022	KC	141	436	51	99	12	4	0	20	29	63	13	3	.227	.281	.273
CAREER (4 YRS)		451	1481	188	373	63	12	5	106	114	229	36	10	.252	.309	.321

### CAREER HIGHLIGHTS

- + **Nicky Lopez** has played in 349 games since his Major League debut in **2019**, which leads all Royals.
- + Lopez was Kansas City's **Roberto Clemente** Award nominee in **2022** and was voted the **Joe Burke** Special Achievement Award recipient in **2021**.
- + In **2021**, Lopez was one of five American League players to hit .300 or better, joining **Yuli Gurriel** (.319), **Michael Brantley** (.311), **Vladimir Guerrero Jr.** (.311) and **Tim Anderson** (.309).

+ Since the **2020** season, Lopez leads all Major League defenders with 46 Outs Above Average, a range-based metric provided by *Baseball Savant*.

+ His 29 career sacrifice hits are most in the Majors since **2019**, 5 more than **Austin Hedges**, who ranks 2nd with 24.

+ He's struck out once every 7.16 plate appearances since his debut in **2019**, which is the 8th-lowest rate in the American League during that time (min. 1500 PA).

+ Lopez has the 2nd-longest active homerless streak in the Majors, according to *Elias*...he enters the **2023** season with 526 homerless at-bats, which trails only **Myles Straw** (675).

### 2022 HIGHLIGHTS

+ Lopez appeared at second base (68 games), shortstop (52) and third base (29) in **2022**, joining **Tommy Edman** as the only two players in the Majors to play in at least 50 games at both second base and shortstop.

+ Among American League players with at least 450 plate appearances in **2022**, his 63 strikeouts were the 5th fewest in the league, higher than only **Luis Arraez**, **Alejandro Kirk**, **Yandy Diaz** and **Steven Kwan**.

+ Lopez tied with **Austin Hedges** for the American League lead with 10 sacrifice hits.

+ He was named Royals Player of the Month for July—his first career monthly honor—in which he hit .297 (27-for-91) and was the only Royal to appear in all 28 games that month.

+ Lopez made his 1st career pitching appearance in the 9th inning on Aug. 13 vs. the Dodgers.

### ADDITIONAL CAREER HIGHLIGHTS

+ Lopez was optioned on March 28, **2021**, but was recalled three days later after **Adalberto Mondesi** was placed on the IL...Lopez went on to play in 151 games with the Royals, including 141 starts at shortstop.

### CAREER HIGHS

HITS	RUNS
4, 7/3/22 at DET	3, 9/15/21 vs. OAK
DOUBLES	RBI
2 (4x), last 4/19/22 vs. MIN	4, 7/16/21 vs. BAL
TRIPLES	STOLEN BASES
1 (12x), last 9/3/22 at DET	3, 7/16/21 vs. HOU
HOME RUNS	WALKS
1 (5x), last 9/9/21 at BAL	2 (15x), last 8/4/22 vs. BOS

### STREAKS

HITTING	ON BASE
12 8/16/19 - 8/29/19	31 8/21/21 - 9/21/21
11 9/4/21 - 9/15/21	14 9/25/21 - 4/12/22

### MOST OUTS ABOVE AVERAGE SINCE 2020

PLAYER	OAA
1. <b>Nicky Lopez</b>	46
2. Francisco Lindor	41
T3. Tommy Edman	37
T3. Jonathan Schoop	37

### MOST SACRIFICE HITS SINCE 2019

PLAYER	SAC
1. <b>Nicky Lopez</b>	29
2. Austin Hedges	24
T3. Leury Garcia	22
T3. Victor Robles	22

### MOST OPPOSITE-FIELD HITS AMONG AL LEFT-HANDED BATTERS SINCE 2019\*

PLAYER	HITS
1. Rafael Devers	167
2. J.P. Crawford	149
3. Nathaniel Lowe	143
4. Luis Arraez	132
5. <b>Nicky Lopez</b>	129

\*according to *Baseball Savant*

### MOST CONSECUTIVE HOMERLESS AT-BATS ENTERING 2023 (EXCLUDING PITCHERS)

PLAYER	AT-BATS	LAST HR
1. Myles Straw	675	8/26/21
2. <b>Nicky Lopez</b>	526	9/9/21
3. Miguel Rojas	261	6/25/22

## NICKY LOPEZ (CONT.)

### ADDITIONAL CAREER HIGHLIGHTS (CONT.)

+ In **2021**, Lopez became the first Royals left-handed batter to hit .300 since **Eric Hosmer** in 2017, and the first Royal to hit .300 while playing at least 75% of his games at shortstop.

+ Among qualifying American League hitters in **2021**, Lopez ranked tied for 4th in triples, 5th in batting average, 8th in steals and 10th in on-base percentage.

+ Went 22-for-23 in stolen base attempts in **2021**, including 22 consecutive steals before he was thrown out on Oct. 2 in Game 161...had he not been caught, he would have matched **Chase Utley's** Major League record in 2019, when he went 23-for-23.

+ Lopez led American League shortstops with a .987 fielding percentage in **2021**, and committed just 3 errors in his final 123 games, posting a .993 fielding percentage from May 5 through season's end.

+ He went 72 consecutive games at shortstop without committing an error, from May 3-Aug. 13, **2021**, setting a new franchise record, according to *Elias*, which has since been broken by **Adalberto Mondesi**.

+ Lopez led all Major League defenders in **2021** with 25 Outs Above Average and 19 runs prevented.

+ He hit .226 (36-for-159) over his first 59 games in **2021**, but slashed .334/.386/.414 (113-for-338) over his last 92 games...from June 15 through season's end, he led the American League in batting average (min. 330 PA), ranked 2nd in on-base percentage and 4th in hits.

+ Lopez recorded a career-best 31-game on-base streak from Aug. 21-Sept. 21, **2021**.

+ He hit into a 3-6-4 triple play on a bunt attempt on June 6, **2021** vs. Minnesota, marking the club's seventh triple play and first since 2012.

+ In **2020**, Lopez was named one of four finalists among American League second basemen for a *Rawlings* Gold Glove Award.

+ His 6 Outs Above Average in 2020 tied for the Major League lead among second basemen, and he ranked 3rd in fielding percentage among American League infielders (.991), trailing only **Carlos Correa** (.995) and **Francisco Lindor** (.995).

+ Lopez made his Major League debut on May 14, **2019**, and from that date through season's end, his .990 fielding percentage at second base ranked 2nd in the American League (min. 70 starts).

+ His 1st big league home run came off Detroit's **Matthew Boyd** on June 13, **2019** at TD Ameritrade Park, his home ballpark where he played collegiately at Creighton University...it was also the 1st home run in Major League history in the state of Nebraska.

### MINOR LEAGUE HIGHLIGHTS

+ He was named the Royals **George Brett** Minor League Hitter of the Year in **2018**, when he led all Royals farmhands in hits (155) and walks (60) and ranked 3rd in runs (75) and tied for 4th in triples (7).

+ Lopez hit .308 between Double-A Northwest Arkansas and Triple-A Omaha in **2018**, and was named a Texas League midseason All-Star...he was the starting shortstop in the All-Star Game and was also named an MiLB.com Organization All-Star.

### CAREER TRANSACTIONS

**2016:** Selected by Kansas City in the 5th round of the Draft (Matt Price).

### 2021 AMERICAN LEAGUE BATTING LEADERS

PLAYER	AVG
1. Yuli Gurriel	.319
T2. Michael Brantley	.311
T2. Vladimir Guerrero Jr.	.311
4. Tim Anderson	.309
<b>5. Nicky Lopez</b>	<b>.300</b>

### CONSECUTIVE GAMES AT SS WITHOUT ERROR ROYALS HISTORY (ELIAS)

PLAYER	GAMES	DATES
1. Adalberto Mondesi	76	8/2/20-4/26/22
<b>2. Nicky Lopez</b>	<b>72</b>	<b>5/3/21-8/13/21</b>
3. Rey Sánchez	60	4/21/00-7/8/00

### LONGEST ON-BASE STREAKS BY ROYALS, SINCE 2000

PLAYER	GAMES	DATES
1. Mike Sweeney	33	4/22/03-6/1/03
2. Billy Butler	32	5/31/13-7/5/13
<b>T3. Nicky Lopez</b>	<b>31</b>	<b>8/21/21-9/21/21</b>
T3. Whit Merrifield	31	9/10/18-4/10/19
T3. Johnny Damon	31	8/5/00-9/6/00

### MINOR LEAGUE HIGHLIGHTS (CONT.)

+ He hit for the cycle with Northwest Arkansas on June 21, **2018** at Tulsa, going 5-for-6 with 4 runs.

+ Lopez was named Advanced-A Wilmington Player of the Year in **2017**, and was also named a Carolina League All-Star.

+ He was named an Arizona Fall League Rising Star in **2017**, when he ranked 2nd in the league with a .383 batting average.

+ Lopez was named the organization's **Frank White** Defensive Player of the Year in **2017**.

+ In **2016**, Lopez was named an Appalachian League postseason All-Star and an MiLB.com Organization All-Star...he led the Appalachian League in runs (54) tied for the league lead in triples (5) and ranked 2nd in steals (24).

### MISCELLANEOUS NOTES

+ Lopez resides in Scottsdale, Ariz.

+ Lopez played for Team Italy in the **2023** World Baseball Classic.

+ He participated in Royals Rally in **2023** and Royals FanFest in **2020**...he also established Nicky's #1s Initiative in **2020**, in which he hosted Zoom calls with Royals community partners during the offseason...he's visited with kids as part of the Dream Factory, and made a pizza donation to The University of Kansas hospital workers during the pandemic.

+ Lopez attended Creighton University, where he earned All-Big East Second Team honors as a junior, batting .306...he was the 11th player in the Creighton baseball program history to be drafted within the first 5 rounds.

+ He graduated from Naperville Central HS (Ill.).

## NICKY LOPEZ (CONT.)

### CAREER BATTING

YEAR	TEAM	G	AB	R	H	2B	3B	HR	RBI	SH	SF	HB	BB	SO	SB	CS	AVG	OBP	SLG
2016	Burlington (R)	62	231	54	65	6	5	6	29	3	4	10	35	30	24	4	.281	.393	.429
2017	Wilmington (A+)	70	285	42	84	12	7	2	27	2	0	1	36	23	14	8	.295	.376	.407
	NW Arkansas (AA)	59	232	26	60	6	1	0	11	3	0	2	16	29	7	4	.259	.312	.293
2018	NW Arkansas (AA)	73	281	42	93	8	5	2	27	8	3	0	33	23	9	4	.331	.397	.416
	Omaha (AAA)	57	223	33	62	6	2	7	26	3	0	3	27	29	6	2	.278	.364	.417
2019	Omaha (AAA)	31	116	27	41	6	1	3	13	0	0	2	20	5	9	3	.353	.457	.500
	KANSAS CITY	103	379	44	91	22	2	2	30	4	0	1	18	51	1	1	.240	.276	.325
2020	KANSAS CITY	56	169	15	34	8	0	1	13	3	0	2	18	41	0	5	.201	.286	.266
2021	KANSAS CITY	151	497	78	149	21	6	2	43	12	3	4	49	74	22	1	.300	.365	.378
2022	KANSAS CITY	142	436	51	99	12	4	0	20	10	1	4	29	63	13	3	.227	.281	.273
MINOR LEAGUE TOTALS		<b>352</b>	<b>1368</b>	<b>224</b>	<b>405</b>	<b>44</b>	<b>21</b>	<b>20</b>	<b>133</b>	<b>19</b>	<b>7</b>	<b>18</b>	<b>167</b>	<b>139</b>	<b>69</b>	<b>25</b>	<b>.296</b>	<b>.378</b>	<b>.403</b>
MAJOR LEAGUE TOTALS		<b>452</b>	<b>1481</b>	<b>188</b>	<b>373</b>	<b>63</b>	<b>12</b>	<b>5</b>	<b>106</b>	<b>29</b>	<b>4</b>	<b>11</b>	<b>114</b>	<b>229</b>	<b>36</b>	<b>10</b>	<b>.252</b>	<b>.309</b>	<b>.321</b>

League leaders in **bold**

### CAREER FIELDING

YEAR	POSITION	PCT	G	GS	INN	TC	PO	A	E	DP
2019	SECOND BASE	.990	76	71	623.0	314	116	195	3	46
	SHORTSTOP	.992	33	29	261.0	124	37	86	1	22
2020	SECOND BASE	.991	53	50	424.0	211	74	135	2	34
	THIRD BASE	-	2	0	3.0	0	0	0	0	0
	SHORTSTOP	1.000	4	1	20.0	10	2	8	0	1
2021	SECOND BASE	1.000	4	3	27.0	20	9	11	0	3
	SHORTSTOP	.987	148	141	1233.2	534	156	371	7	77
2022	PITCHER	-	1	0	1.0	0	0	0	0	0
	SECOND BASE	.989	68	62	537.0	277	122	152	3	41
	THIRD BASE	1.000	30	20	176.1	53	17	36	0	2
	SHORTSTOP	.982	52	45	406.0	219	62	153	4	42
CAREER TOTALS (P)		-	1	0	1.0	0	0	0	0	0
CAREER TOTALS (2B)		.990	201	186	1611.0	822	321	493	8	124
CAREER TOTALS (3B)		1.000	32	20	179.1	53	17	36	0	2
CAREER TOTALS (SS)		.986	237	216	1920.2	887	257	618	12	142

### ROYALS ROBERTO CLEMENTE NOMINEES

The **Roberto Clemente** Award, baseball's most prestigious individual honor, is the annual recognition of a Major League player who best represents the game of baseball through extraordinary character, community involvement, philanthropy and positive contributions, both on and off the field.

The Royals 2022 nominee for the Roberto Clemente Award was **Nicky Lopez**. Since debuting with the Royals in 2019, Lopez has been involved in the Kansas City community, dedicating his time to Dream Factory visits at Kauffman Stadium and starting the 'Nicky's #1s' initiative, which works with Operation Breakthrough and YMCA Challenger children...Nicky recently partnered with Kansas City Credit Union to start the 'Catch Success' program, which promotes and teaches financial literacy to Kansas City-area kids.

Below are all of the Royals known Roberto Clemente nominees, dating back to the award's inception in 1971.



### ROYALS ROBERTO CLEMENTE AWARD NOMINEES

YEAR	PLAYER	YEAR	PLAYER	YEAR	PLAYER	YEAR	PLAYER
1971*	-	1984	-	1997	Jeff Montgomery	2010	Billy Butler
1972*	-	1985	George Brett	1998	Kevin Appier	2011	Billy Butler
1973	-	1986	George Brett	1999	-	2012	Alex Gordon
1974	-	1987	Dan Quisenberry	2000	Jermaine Dye	2013	Billy Butler
1975	-	1988	George Brett	2001	Mike Sweeney	2014	Eric Hosmer
1976	-	1989	George Brett	2002	Roberto Hernandez	2015	Alex Gordon
1977	-	1990	George Brett	2003	Mike Sweeney	2016	Eric Hosmer
1978	Paul Splittorff	1991	George Brett	2004	Mike Sweeney	2017	Drew Butera
1979	George Brett	1992	Jim Eisenreich	2005	Mike Sweeney	2018	Danny Duffy
1980	George Brett	1993	George Brett	2006	Mike Sweeney	2019	Danny Duffy
1981	-	1994	-	2007	Mike Sweeney	2020	Ian Kennedy
1982	-	1995	-	2008	Mark Teahen	2021	Salvador Perez
1983	Dennis Leonard	1996	Kevin Appier	2009	Mark Teahen	<b>2022</b>	<b>Nicky Lopez</b>

\*named Commissioner's Award in 1971 and 1972

# RICHARD LOVELADY



## RICHARD LOVELADY #55 | LHP

<b>B/T</b>	<b>HT/WT</b>	<b>BORN (OPENING DAY AGE)</b>	<b>SERVICE TIME</b>
L/L	6-0/185	July 7, 1995 (27) in Hinesville, Ga.	1 year, 26 days
<b>ACQUIRED</b>	<b>SIGNING SCOUT</b>	<b>OPTION YEARS USED</b>	
10th round, 2016 Draft	Tim Osborne (Royals)	3/4	

### ROYAL RUNDOWN

- + Did not pitch in MLB in 2022 due to injury
- + 2017 MiLB.com Organization All-Star
- + 2018 Paul Splitteroff Pitcher of the Year
- + 2017 Carolina League midseason All-Star
- + 2018 Omaha Pitcher of the Year
- + First MLB win: 7/2/21 vs. MIN
- + 2017 Wilmington Pitcher of the Year
- + First MLB save: 8/8/21 at STL

YEAR	TEAM	W	L	ERA	G	SV	IP	H	R	ER	HR	BB	SO	BB/9	SO/9	AVG			
2022	KC							Did not play in Majors (injured)											
<b>CAREER (3 YRS)</b>		<b>2</b>	<b>3</b>	<b>5.62</b>	<b>46</b>	<b>1</b>	<b>41.2</b>	<b>47</b>	<b>27</b>	<b>26</b>	<b>6</b>	<b>15</b>	<b>40</b>	<b>3.2</b>	<b>8.6</b>	<b>.287</b>			

### CAREER HIGHLIGHTS

- + **Richard Lovelady** was first added to the Royals 40-man roster on April 9, **2019**, and was non-tendered in November **2021**, following injury...he made 4 appearances in September **2022** and was added to the 40-man roster on Nov. 10, **2022**.
- + Over the last three seasons (**2020-22**), Lovelady has recorded only 34.0 innings, including 21.2 innings in the Majors and 12.1 innings in the minors...he missed more than two months in **2021** due to two stints on the Injured List, and missed almost all of **2022** due to injury.
- + He made his Major League debut with the Royals in **2019** and pitched in 25 games across three stints.

### 2022 HIGHLIGHTS

- + Lovelady spent most of the **2022** season working his way back from an injury suffered in 2021...he returned to the mound in September and pitched 4.0 scoreless innings over 4 appearances, including 3 with Triple-A Omaha...he struck out 9 of the 15 batters he faced and allowed just 1 hit and 1 walk.

### ADDITIONAL CAREER HIGHLIGHTS

- + He recorded scoreless outings in 12 of his first 15 appearances in the big leagues in **2019**, a stretch in which he pitched to a 3.55 ERA (5 ER in 12.2 IP)...he surrendered a run in 9 of his last 10 outings.
- + Lovelady made the Royals Opening Day roster in **2020**, but made only 1 appearance before being optioned to the Alternate Site on July 26.
- + In **2021**, Lovelady recorded 8 scoreless appearances from Aug. 11-27, during which he held opponents to a .160 average (4-for-25) with 1 intentional walk and 9 strikeouts...he missed the final 33 games of the season, and was placed on the Injured List on Aug. 29 with a left UCL sprain.

### CAREER PITCHING

YEAR	TEAM	W-L	ERA	G	GS	SV	IP	H	R	ER	HR	BB	SO	BB/9	SO/9	AVG	
<b>2016</b>	Surprise (R)	2-0	1.74	8	0	3	10.1	4	5	2	0	2	14	1.7	12.2	.111	
	Idaho Falls (R)	0-1	1.84	13	0	6	14.2	10	4	3	0	1	7	16	4.3	9.8	.200
<b>2017</b>	Wilmington (A+)	1-0	1.08	21	0	7	33.1	18	5	4	0	2	4	41	1.1	11.1	.154
	NW Arkansas (AA)	3-2	2.16	21	0	3	33.1	28	12	8	1	0	13	36	3.5	9.7	.228
<b>2018</b>	Omaha (AAA)	3-3	2.47	46	0	9	73.0	53	24	20	3	2	21	7	2.6	8.8	.204
<b>2019</b>	Omaha (AAA)	1-2	3.08	24	0	4	26.1	26	11	9	1	2	7	29	2.4	9.9	.265
	KANSAS CITY	0-3	7.65	25	0	0	20.0	30	17	17	2	1	8	17	3.6	7.7	.353
<b>2020</b>	KANSAS CITY	0-0	9.00	1	0	0	1.0	1	1	1	0	1	0	9.0	0.0	.333	
<b>2021</b>	Omaha (AAA)	0-0	1.08	7	0	0	8.1	5	1	1	0	1	4	9	4.3	.179	
	KANSAS CITY	2-0	3.48	20	0	1	20.2	16	9	8	3	1	6	23	2.6	10.0	.211
<b>2022</b>	NW Arkansas (AA)	0-0	0.00	1	0	0	1.0	0	0	0	0	1	0	2	0.0	18.0	.000
	Omaha (AAA)	0-0	0.00	3	0	0	3.0	1	0	0	0	1	7	3.0	21.0	.100	
<b>MINOR LEAGUE TOTALS</b>		<b>10-8</b>	<b>2.08</b>	<b>144</b>	<b>0</b>	<b>32</b>	<b>203.1</b>	<b>145</b>	<b>62</b>	<b>47</b>	<b>5</b>	<b>9</b>	<b>59</b>	<b>2.6</b>	<b>10.0</b>	<b>.200</b>	
<b>MAJOR LEAGUE TOTALS</b>		<b>2-3</b>	<b>5.62</b>	<b>46</b>	<b>0</b>	<b>1</b>	<b>41.2</b>	<b>47</b>	<b>27</b>	<b>26</b>	<b>6</b>	<b>2</b>	<b>15</b>	<b>40</b>	<b>3.2</b>	<b>8.6</b>	<b>.287</b>

### CAREER HIGHS

<b>STRIKEOUTS</b>	<b>INNINGS</b>
3, 7/29/21 vs. CWS	2.0 (5x), last 7/29/21 vs. CWS

### STREAKS

<b>SCORELESS</b>	<b>HOMERLESS</b>
7.1 IP* 8/11/21 - 8/27/21	12.2 IP 4/9/19 - 5/17/19
*active	

### MINOR LEAGUE HIGHLIGHTS

- + Lovelady was named the organization's **Paul Splitteroff** Pitcher of the Year in **2018** and the Triple-A Omaha Pitcher of the Year...he ranked 2nd among Pacific Coast League relievers with a .204 opponents' average (53-for-260) and allowed just 3 home runs in a career-high 73.0 innings (0.4 HR/9).
- + In **2017**, he was named Advanced-A Wilmington Pitcher of the Year, a Carolina League midseason All-Star and an MiLB.com Organization All-Star.
- + He had a run of 15 straight scoreless appearances (25.1 IP) from May 7-June 30, **2017** and did not allow an earned run over 19 straight outings from May 7-July 14.

### MISCELLANEOUS NOTES

- + Richard resides in Glendale, Ariz.
- + He attended East Georgia College from **2014-15** and Kennesaw State University in **2016**.
- + He graduated in **2013** from First Presbyterian HS (Ga.).

### CAREER FIELDING

PCT	G	TC	PO	A	E	DP
.889	46	9	1	7	1	0



# JORDAN LYLES



## JORDAN LYLES

#24 | RHP

<b>B/T</b>	<b>HT/WT</b>	<b>BORN (OPENING DAY AGE)</b>	<b>SERVICE TIME</b>
R/R	6-4/240	Oct. 19, 1990 (32) in Florence, N.C.	11 years, 2 days
<b>ACQUIRED</b>	<b>RESIDES</b>	<b>CONTRACT STATUS</b>	
Signed as FA, 12/28/22	Southlake, Texas	Signed through 2024	

### ROYAL RUNDOWN

- + 12-year MLB veteran with 7 different teams
- + Started in 99 of 104 appearances since 2019
- + Career-high 32 starts in 2022 with BAL
- + MLB debut: 5/31/11 (20 years old)
- + Ranks 5th in AL in innings pitched since 2021
- + First MLB win: 8/3/11 vs. CIN
- + Career-high 180.0 innings in 2021 with TEX
- + First MLB save: 8/26/13 at CWS

YEAR	TEAM	W	L	ERA	G	GS	IP	H	R	ER	HR	BB	SO	BB/9	SO/9	AVG
2022	BAL	12	11	4.42	32	32	179.0	196	94	88	26	52	144	2.6	7.2	.276
<b>CAREER (12 YRS)</b>		<b>66</b>	<b>90</b>	<b>5.10</b>	<b>321</b>	<b>214</b>	<b>1326.1</b>	<b>1448</b>	<b>820</b>	<b>752</b>	<b>198</b>	<b>446</b>	<b>1022</b>	<b>3.0</b>	<b>6.9</b>	<b>.276</b>

### CAREER HIGHLIGHTS

- + **Jordan Lyles** has played in 12 seasons in his Major League career for seven different teams, including Houston (2011-13), Colorado (2014-17), San Diego (2017-18), Milwaukee (2018-19), Pittsburgh (2019), Texas (2020-21) and Baltimore (2022).
- + He is one of only four pitchers in the American League to record at least 175.0 innings in each of the last two seasons (2021-22), along with **Gerrit Cole**, **Cole Irvin** and **Robbie Ray**.
- + Lyles 359.0 innings since the start of 2021 rank 5th in the American League, including a career-best 180.0 innings with Texas in 2021.
- + Lyles is one of 14 pitchers in the Majors to win at least 10 games in each of the last three full Major League seasons (excluding 2020).
- + He has induced a career-best 18 groundball double plays in each of the last two seasons, and his total of 36 ranks tied for 2nd in the American League since 2021, trailing only **Kris Bubic** (39), who is now his teammate with the Royals.
- + Through the first eight seasons of his career (2011-18), only 115 of his 217 big league appearances (53.0%) were starts...but since the 2019 season, 99 of his 104 appearances (95.2%) have been in a starting role.
- + Lyles has not committed an error since Sept. 22, 2020, and has made 65 appearances (63 starts) since... his 359.0 innings without an error since 2021 ranks 2nd among all pitchers, trailing only **Gerrit Cole** (382.0).

### 2022 HIGHLIGHTS

- + Lyles led the Orioles with a career-high 32 starts in his only season with Baltimore in 2022, which tied for the 3rd most in the American League.
- + He matched a career high with 12 wins, the most by an Orioles pitcher since **John Means** had 12 in 2019.
- + Lyles matched a career high with 13 quality starts for the second straight season.
- + On Sept. 21, 2022 vs. Detroit, Lyles recorded his second career complete game, allowing just 1 run on 3 hits in an 8-1 win...he needed just 94 pitches, marking the fewest in a 9-inning complete game by an Oriole since 2004, when **Sidney Ponson** threw an 88-pitch complete game vs. Tampa Bay.

### ADDITIONAL CAREER HIGHLIGHTS

- + Lyles recorded a career-best 180.0 innings in 2021 with Texas, which ranked 6th in the American League...but he surrendered a career-most 38 home runs and 103 earned runs, both of which were the most in the American League.

### CAREER HIGHS

<b>STRIKEOUTS (SP)</b>	<b>INNINGS (SP)</b>
12, 5/17/19 at SD	9.0 (2x), last 9/21/22 vs. DET
<b>STRIKEOUTS (RP)</b>	<b>INNINGS (RP)</b>
5 (2x), last 9/11/20 vs. OAK	7.0 (2x), last 9/7/21 at AZ

### STREAKS

<b>SCORELESS</b>	<b>HOMERLESS</b>
19.1 IP 8/28/18 - 4/10/19	43.0 IP 9/14/14 - 4/29/15

### MOST INNINGS PITCHED IN AL SINCE 2021

PITCHER	IP
1. Robbie Ray	382.1
2. Gerrit Cole	382.0
3. José Berríos	364.0
4. Cole Irvin	359.1
5. <b>Jordan Lyles</b>	<b>359.0</b>

### MOST GIDP INDUCED IN AL SINCE 2021

PITCHER	GIDP
1. Kris Bubic	39
T2. <b>Jordan Lyles</b>	<b>36</b>
T2. Framber Valdez	36

### MOST INNINGS PITCHED WITHOUT COMMITTING AN ERROR, SINCE 2021

PITCHER	IP
1. Gerrit Cole	382.0
2. <b>Jordan Lyles</b>	<b>359.0</b>
3. Logan Webb	340.2

### LYLES IN 2022 WITH BALTIMORE

DATES	GS	W-L	ERA
April-June	15	4-7	4.94
July-September	17	8-4	3.95
OPPONENT	GS	W-L	ERA
vs. AL East	18	6-7	5.94
vs. all other teams	14	6-4	2.91

### ADDITIONAL CAREER HIGHLIGHTS (CONT.)

- + In his first season with Texas in 2020, Lyles went 1-6 with a 7.02 ERA (45 ER in 57.2 IP) in 12 appearances (9 starts), the highest qualified ERA in the Majors.
- + Lyles set a career high with 12 wins in 2019, when he began the season with Pittsburgh...he went 5-7 with a 5.36 ERA (49 ER in 82.1 IP) in 17 starts with the Pirates, but was traded to Milwaukee at the Trade Deadline, and went 7-1 with a 2.45 ERA (16 ER in 58.2 IP) in 11 starts with the Brewers.

## JORDAN LYLES (CONT.)

### ADDITIONAL CAREER HIGHLIGHTS (CONT.)

+ Lyles was named Brewers Pitcher of the Month for September **2019**, when he went 3-0 with a 2.39 ERA (7 ER in 26.1 IP) in 5 starts...he was included on the Brewers NL Wild Card Game roster, but did not pitch.

+ He began the **2018** season in San Diego's bullpen, making 13 appearances in relief before joining the starting rotation...Lyles made 8 starts before missing five weeks with right elbow inflammation.

+ Lyles was claimed off waivers by Milwaukee in August **2018**, and finished the season in the Brewers bullpen, but did not appear on their NLDS or NLCS roster.

+ He made Colorado's Opening Day roster in both **2015** and **2016**, but was limited to a career-low 49.0 innings in **2015** due to a sprained left big toe that forced him to miss the last four months of the season.

+ Lyles began the **2014** season with Triple-A Colorado Springs, but was recalled on April 2 and went 5-0 with a 2.66 ERA (15 ER in 50.2 IP) through his first 8 starts.

+ He suffered a fractured left hand while covering home plate on a wild pitch on June 4, **2014**, which forced him to miss two months.

+ In **2013** with Houston, Lyles, at age 22, was the youngest pitcher in the American League to record at least 125.0 innings...he also led the Astros with 7 wins and ranked 2nd with 25 starts.

+ Lyles recorded his first career 10-strikeout game on June 12, **2013** at Seattle...at 22 years, 236 days old, he was the youngest Astro to record a double-digit strikeout game since **Larry Dierker** in 1969.

+ At age 21 in **2012**, he was the youngest regular starting pitcher in the National League and ranked 3rd on the Astros with 25 starts.

+ In his final start of the **2012** season, Lyles recorded his only career shutout, allowing 4 hits and 1 walk in a 7-0 win at Milwaukee...he also hit his 1st career HR in that game, a solo shot off **Mike Fiers**...in 10 years since, only three pitchers have homered and thrown a shutout in the same game (see chart to right).

+ Lyles made his Major League debut on May 31, **2011** at Wrigley Field, allowing just 2 runs over 7.0 innings...at 20 years, 224 days old, he was the youngest player in Astros history to make his debut since **Cesar Cedeño** on June 20, 1970 at 19 years and 150 days old...Lyles also recorded his first career hit in his debut, a single off **Carlos Zambrano**.

### CAREER TRANSACTIONS

**2008:** Selected by Houston in the 1st round (38th) of the Draft...**2013:** Acquired by Colorado with OF **Brandon Barnes** from Houston for OF **Dexter Fowler** and a PTBNL, Dec. 3...**2014:** Placed on 15-day IL, fractured left hand, June 5...transferred to 60-day IL, July 13-Aug. 6...**2015:** Placed on 15-day IL, sprained big left toe, June 1...transferred to 60-day IL, June 17-Nov. 6...**2017:** Designated for assignment by Colorado, July 29...signed by San Diego as a minor league free agent, Aug. 8...signed one-year Major League contract with San Diego, Dec. 17...**2018:** Placed on 10-day IL, right elbow inflammation, June 24-July 29...claimed off waivers by Milwaukee, Aug. 5...signed one-year Major League contract with Pittsburgh, Dec. 17...**2019:** Placed on 10-day IL, right side discomfort, March 28-April 4...placed on 10-day IL, left hamstring tightness, June 10-29...acquired by Milwaukee from Pittsburgh for RHP **Cody Ponce**, July 29...signed two-year Major League contract with Texas, Dec. 13...**2022:** Signed one-year Major League contract with Baltimore, March 12...signed two-year Major League contract with Kansas City, Dec. 28.

### PITCHERS TO THROW SHUTOUT & HIT HR IN SAME GAME, SINCE 2012

PITCHER (TEAM)	DATE
Noah Syndergaard (NYM)	5/2/19 vs. CIN
Stephen Strasburg (WAS)	8/30/17 vs. MIA
Madison Bumgarner (SF)	6/16/15 vs. WAS
<b>Jordan Lyles (HOU)</b>	<b>9/30/12 at MIL</b>

### LYLES' JOURNEY OF JERSEY NUMBERS

SEASON(S)	TEAM	JERSEY NUMBER
2011-12	Houston	41
2013	Houston	18
2014-17	Colorado	24
2017-18	San Diego	27
2018	Milwaukee	25
2019	San Diego	31
2019	Milwaukee	23
2020-21	Texas	24
2022	Baltimore	28
<b>2023</b>	<b>Kansas City</b>	<b>24</b>

### MINOR LEAGUE HIGHLIGHTS

+ He was named Houston's No. 1 prospect, according to *Baseball America*, entering the **2011** season.

+ Lyles was named the Astros Minor League Pitcher of the Year in **2010**, and was named a Texas League midseason and postseason All-Star...he was also selected to the SiriusXM All-Star Futures Game.

+ He led Astros farmhands with 167 strikeouts in **2009**.

+ Lyles was drafted by the Astros in the 1st round, signed with the Astros and graduated from high school all on the same day, June 5, **2008**.

### MISCELLANEOUS NOTES

+ Jordan resides in Southlake, Texas with his wife, Breianna, and their daughter, Logan.

+ Lyles reached 10 years of Major League service time in September **2021**.

+ Everyone in Jordan's immediate family has a first name that starts with a 'J', including his three brothers, Justin, Josh and Jake, his sister, Jody and his parents, Jennings and Judy.

+ Lyles, who was born in South Carolina, grew up a Braves fan, and his favorite player was **Chipper Jones**.

+ Attended Hartsville HS (S.C.) and was committed to play baseball at the University of South Carolina before he signed with the Astros in **2008**.

# JORDAN LYLES (CONT.)

## CAREER PITCHING

YEAR	TEAM	W-L	ERA	G	GS	SV	IP	H	R	ER	HR	HB	BB	SO	BB/9	SO/9	AVG
2008	Greenville (R)	3-3	3.99	13	13	0	49.2	44	26	22	4	3	10	64	1.8	11.6	.228
	Tri-City (A)	0-0	6.35	2	2	0	5.2	7	5	4	2	0	7	4	11.1	6.4	.292
2009	Lexington (A)	7-11	3.24	26	26	0	144.2	134	56	52	5	14	38	167	2.4	10.4	.247
2010	Corpus Christi (AA)	7-9	3.12	21	20	0	127.0	133	54	44	10	5	35	115	2.5	8.2	.267
	Round Rock (AAA)	0-3	5.40	6	6	0	31.2	48	21	19	2	2	11	22	3.1	6.3	.348
2011	Okla. City (AAA)	3-3	3.61	12	10	0	62.1	64	25	25	4	5	17	42	2.5	6.1	.277
	HOUSTON	2-8	5.36	20	15	0	94.0	107	61	56	14	5	26	67	2.5	6.4	.285
2012	Okla. City (AAA)	5-0	3.54	7	7	0	40.2	41	16	16	2	6	8	33	1.8	7.3	.272
	HOUSTON	5-12	5.09	25	25	0	141.1	159	97	80	20	5	42	99	2.7	6.3	.279
2013	Okla. City (AAA)	2-2	5.32	6	5	0	23.2	30	15	14	1	0	6	11	2.3	4.2	.313
	HOUSTON	7-9	5.59	27	25	1	141.2	165	98	88	17	11	49	93	3.1	5.9	.285
2014	Modesto (A)^	0-0	0.00	1	1	0	3.2	3	0	0	0	0	2	4	4.9	9.8	.214
	Colo. Springs (AAA)^	1-0	0.00	1	0	0	4.2	3	0	0	0	0	2	4	3.9	7.7	.200
	COLORADO	7-4	4.33	22	22	0	126.2	127	64	61	12	8	46	90	3.3	6.4	.262
2015	COLORADO	2-5	5.14	10	10	0	49.0	54	32	28	2	3	19	30	3.5	5.5	.290
2016	Albuquerque (AAA)	4-2	5.44	8	8	0	44.2	57	33	27	5	3	18	29	3.6	5.8	.322
	COLORADO	4-5	5.83	40	5	1	58.2	69	46	38	4	4	28	32	4.3	4.9	.291
2017	El Paso (AAA)	1-1	4.50	5	5	0	20.0	20	11	10	1	1	8	20	3.6	9.0	.260
	COLORADO	0-2	6.94	33	0	0	46.2	61	37	36	11	4	12	33	2.3	6.4	.316
	SAN DIEGO	1-3	9.39	5	5	0	23.0	35	24	24	5	0	10	22	3.9	8.6	.343
2018	El Paso (AAA)^	0-2	17.47	2	2	0	5.2	14	11	11	4	1	2	4	3.2	6.4	.452
	SAN DIEGO	2-4	4.29	24	8	0	71.1	71	35	34	12	1	19	62	2.4	7.8	.259
	MILWAUKEE	1-0	3.31	11	0	0	16.1	12	7	6	0	2	9	22	5.0	12.1	.203
2019	Indianapolis (AAA)^	0-0	1.69	1	1	0	5.1	2	1	1	0	3	7	5.1	11.8	.111	
	PITTSBURGH	5-7	5.36	17	17	0	82.1	88	53	49	16	1	33	90	3.6	9.8	.271
	MILWAUKEE	7-1	2.45	11	11	0	58.2	43	19	16	9	0	22	56	3.4	8.6	.202
2020	TEXAS	1-6	7.02	12	9	0	57.2	67	49	45	12	2	23	36	3.6	5.6	.285
2021	TEXAS	10-13	5.15	32	30	0	180.0	194	104	<b>103</b>	<b>38</b>	7	56	146	2.8	7.3	.278
2022	BALTIMORE	12-11	4.42	32	32	0	179.0	196	94	88	26	8	52	144	2.6	7.2	.276
<b>MINOR LEAGUE TOTALS</b>		<b>33-36</b>	<b>3.87</b>	<b>111</b>	<b>106</b>	<b>0</b>	<b>569.1</b>	<b>600</b>	<b>274</b>	<b>245</b>	<b>41</b>	<b>40</b>	<b>167</b>	<b>526</b>	<b>2.6</b>	<b>8.3</b>	<b>.272</b>
<b>MAJOR LEAGUE TOTALS</b>		<b>66-90</b>	<b>5.10</b>	<b>321</b>	<b>214</b>	<b>2</b>	<b>1326.1</b>	<b>1448</b>	<b>820</b>	<b>752</b>	<b>198</b>	<b>61</b>	<b>446</b>	<b>1022</b>	<b>3.0</b>	<b>6.9</b>	<b>.276</b>

League leaders in **bold**, MLB leaders in *italics*

^Minor league injury rehab

## CAREER BATTING

AB	H	2B	3B	HR	RBI	SH	AVG	OBP	SLG
223	25	4	0	2	15	14	.112	.157	.157

## CAREER FIELDING

PCT	G	TC	PO	A	E	DP
.950	321	238	77	149	12	11

## ALL-TIME STEALS OF HOME

The Royals have stolen home 47 times in the 54-year history of the club, done by 39 different players. Jon Nunnally stole home 4 times in 1995 alone, matching George Brett's career record. The 1996 Royals had a club-record 9 steals of home.

Player	Date	Opponent	Player	Date	Opponent
Amos Otis	July 31, 1972	at California*	Tom Goodwin	Sept. 1, 1995	at Texas
Vada Pinson	May 4, 1974	vs. NY Yankees	Chris Stynes	May 12, 1996	at Seattle
Jim Wohlford	Aug. 23, 1974	at Milwaukee	Bob Hamelin	May 22, 1996	at Detroit
Hal McRae	May 26, 1976	at Texas	David Howard	May 23, 1996	vs. Texas
	June 14, 1976	at Detroit	Kevin Young	June 10, 1996	vs. California
John Mayberry	July 2, 1976	vs. Oakland	Sal Fasano	July 5, 1996	at Minnesota
Tom Poquette	August 5, 1976	vs. Minnesota	Craig Paquette	July 13, 1996	vs. White Sox
	July 8, 1978	vs. Baltimore*		Aug. 7, 1996	vs. Oakland
Dave Nelson	Aug. 8, 1976	at White Sox*	Michael Tucker	July 15, 1996	vs. Cleveland
George Brett	Aug. 17, 1976	vs. Cleveland*	Johnny Damon	Sept. 27, 1996	vs. Cleveland
	June 19, 1977	vs. Minnesota	Craig Paquette	May 23, 1997	vs. Seattle
	July 23, 1978	vs. Boston	Jeff Conine	June 30, 1998	at St. Louis
	Sept. 14, 1987	vs. California	Jermaine Allensworth	July 9, 1998	at White Sox
Fred Patek	June 8, 1977	vs. Minnesota*	Joe Randa	May 10, 1999	at Minnesota
Jerry Terrell	April 29, 1978	vs. Milwaukee	Mike Sweeney	Aug. 14, 2002	vs. NY Yankees*
John Wathan	April 23, 1979	vs. Cleveland	Carlos Febles	May 6, 2003	vs. Boston
Kevin Seitzer	April 7, 1989	vs. Boston	Mendy Lopez	May 31, 2003	vs. Oakland*
Bo Jackson	May 16, 1989	at Minnesota	Alex Gordon	Aug. 2, 2009	at Tampa Bay
Juan Samuel	Aug. 26, 1992	at Texas	Yuniesky Betancourt	Sept. 19, 2010	vs. Cleveland
Greg Gagne	April 30, 1995	vs. NY Yankees	Jeff Francoeur	Aug. 11, 2012	at Baltimore
Jon Nunnally	May 24, 1995	at Toronto	Alcides Escobar	Sept. 18, 2013	vs. Cleveland
	July 29, 1995	vs. Detroit	Alex Rios	July 20, 2015	vs. Pittsburgh
	Aug. 15, 1995	vs. Oakland	Chris Owings	April 12, 2019	vs. Cleveland
	Sept. 18, 1995 (G1)	vs. Minnesota	Whit Merrifield	Aug. 21, 2021	at Cubs

\*Straight steal of home

# DANIEL LYNCH



## DANIEL LYNCH

#52 | LHP

<b>B/T</b>	<b>HT/WT</b>	<b>BORN (OPENING DAY AGE)</b>	<b>SERVICE TIME</b>
L/L	6-6/205	Nov. 17, 1996 (26) in Newport News, Va.	1 year, 83 days
<b>ACQUIRED</b>	<b>SIGNING SCOUT</b>	<b>OPTION YEARS USED</b>	
1st round, 2018 Draft	Jim Farr (Royals)	1/3	

### ROYAL RUNDOWN

- + Tied for team lead with 27 starts in 2022
- + Improved K/9 from 7.2 in 2021 to 8.3 in 2022
- + Improved BB/9 from 4.1 in 2021 to 3.6 in 2022
- + 2019 Carolina League midseason All-Star
- + 2019 Arizona Fall League Rising Star
- + First MLB win: 7/25/21 vs. DET

YEAR	TEAM	W	L	ERA	G	GS	IP	H	R	ER	HR	BB	SO	BB/9	SO/9	AVG
2022	KC	4	13	5.13	27	27	131.2	155	79	75	21	52	122	3.6	8.3	.290
<b>CAREER (2 YRS)</b>		<b>8</b>	<b>19</b>	<b>5.32</b>	<b>42</b>	<b>42</b>	<b>199.2</b>	<b>235</b>	<b>125</b>	<b>118</b>	<b>30</b>	<b>83</b>	<b>177</b>	<b>3.7</b>	<b>8.0</b>	<b>.292</b>

### CAREER HIGHLIGHTS

- + **Daniel Lynch** made his Major League debut on May 3, 2021 vs. Cleveland...he's made 42 starts since that date, which is tied for the 3rd most on the Royals, trailing only **Kris Bubic** (47) and **Brady Singer** (46).
- + Lynch made significant improvements in key areas from 2021 to 2022, cutting his BB/9 from 4.1 to 3.6, while improving his K/9 from 7.3 to 8.3...he also improved his first-pitch strike rate from 55.4% in 2021 to 58.7% in 2022.
- + Of the 125 runs he's allowed in his Major League career, 39 of them (31.2%) have come in the 1st inning, in which he owns a 7.99 ERA...from the 2nd inning on, his career ERA is 4.61 (81 ER in 158.0 IP).
- + Only 12.3% of the batters he's faced in his career have been left-handed batters, a group that hit just .180 (11-for-61) with 2 extra-base hits vs. him through his first 33 career starts...in his last 9 starts of 2022, lefties hit .400 (14-for-35) with 5 extra-base hits.
- + He was the third of five college pitchers selected (34th overall) by the Royals in the first 2 rounds of the 2018 Draft.

### 2022 HIGHLIGHTS

- + Lynch made 27 starts in 2022, matching **Kris Bubic** for the team lead, despite two stints on the Injured List with a blister on his left index finger, from June 23-July 11 and July 17-Aug. 1, during which he missed a combined 26 games.
- + He recorded an 8.3 K/9 rate in 2022 (122 K in 131.2 IP), which ranked 10th among Major League left handers (min. 27 starts).
- + On June 17 at Oakland, Lynch recorded a career-best 10 strikeouts in 5.0 innings, becoming the first Royals left hander with a double-digit strikeout game since **Mike Montgomery** on Aug. 10, 2019 at Detroit...Lynch also became the second Royal with 10 strikeouts in a start of 5.0 innings or fewer, joining **Nate Karns**, who had 12 strikeouts in 5.0 innings on May 13, 2017.
- + Lynch allowed 79 runs in 2022, and 19 of them came in the 1st inning (24.0%), including only 6 1st-inning runs in his final 17 starts...this was a significant improvement from 2021, when 20 of the 46 runs he allowed came in the 1st inning (43.5%).

### ADDITIONAL CAREER HIGHLIGHTS

- + Lynch made 15 starts with the Royals in 2021, becoming the first Royals left hander to start 15 games in his debut season since **Will Smith** (16) in 2012.

### CAREER HIGHS

STRIKEOUTS	INNINGS
10, 6/17/22 at OAK	8.0, 7/25/21 vs. DET

### STREAKS

SCORELESS	HOMERLESS
12.0 IP 4/12/22 - 4/26/22	25.2 IP 6/17/22 - 8/6/22

### LYNCH'S 2022 TIMELINE

DATES	GS	W-L	ERA
April 12-May 15	6	2-2	3.30
May 20-June 11	5	0-4	8.25
June 17-Aug. 12*	7	2-1	2.94
Aug. 17-Oct. 4	9	0-6	6.34

\*on IL from June 24-July 11 and July 18-Aug. 1 (blister)

DATES	GS	BB/9	K/9
April 12-June 22	13	4.2	9.2
July 11-Oct. 4	14	2.9	7.5

### LYNCH RUNS ALLOWED

YEAR	GS	TOTAL	1ST INN	PCT
2021	15	46	20	43.5%
2022	27	79	19	24.0%
<b>CAREER</b>	<b>42</b>	<b>125</b>	<b>39</b>	<b>31.2%</b>

### ADDITIONAL CAREER HIGHLIGHTS (CONT.)

- + Lynch had two stints with the Royals in 2021... he allowed 15 runs in 8.0 innings over his first stint, which lasted 3 starts...he was optioned to Triple-A and returned to Kansas City two months later, then went 4-1 over his next 7 starts with a 2.23 ERA (10 ER in 40.1 IP)...in 5 starts in September, he went 0-3 with an 8.69 ERA (19 ER in 19.2 IP).
- + He earned his 1st big league win on July 25 vs. Detroit, a game in which he threw 8.0 scoreless innings...according to *Elias*, he became the fourth Royal to record at least 8.0 scoreless innings in their 1st win, following **Bryan Bullington** (2010), **Mark Gubicin** (1984) and **Jim Rooker** (1969).

### MINOR LEAGUE HIGHLIGHTS

- + In 2020, he pitched at the Royals Alternate Training Site in Kansas City and participated in the Royals Postseason Camp at Kauffman Stadium in October.
- + Lynch was named a Carolina League midseason All-Star in 2019, despite missing two months with a left forearm strain, which prevented him from pitching in the All-Star Game.
- + He had a 22.0-inning scoreless streak from May 8-25, 2019, including 2 scoreless starts during the week of May 20-27, which earned him Carolina League Pitcher of the Week honors.

## DANIEL LYNCH (CONT.)

### MINOR LEAGUE HIGHLIGHTS (CONT.)

+ Lynch went 1-1 with a 3.86 ERA (6 ER in 14.0 IP) and 19 strikeouts (12.2 K/9) in 4 starts in the Arizona Fall League in **2019** and was named a "Rising Star."

+ In his pro debut in **2018**, Lynch posted a 1.58 ERA (9 ER in 51.1 IP) in 12 starts, marking the 2nd-best ERA among Royals farmhands (min. 50.0 IP).

### MISCELLANEOUS

+ Daniel resides in Richmond, Va. with his wife, Millie.

+ He participated in Royals Rally **2023**.

### MISCELLANEOUS (CONT.)

+ He attended the University of Virginia, where he recorded 105 strikeouts in 88.2 innings (10.7 K/9) as a junior in **2018**.

+ He made 6 starts for the Orleans Firebirds of the Cape Cod League in 2017, and went 4-0 with a 2.07 ERA (7 ER in 30.1 IP).

+ Lynch graduated from Douglas Freeman HS (Va.) in **2015** and was named a Perfect Game Honorable Mention All-American following his senior year.

### CAREER TRANSACTIONS

**2018:** Selected by Kansas City in the 1st round (34th) of the Draft (Jim Farr)...**2021:** Placed on 10-day IL, right hand contusion, Sept. 30-Oct. 4...**2022:** Placed on 15-day IL, blister on left index finger, June 24-July 11 and July 18-Aug. 1.

### CAREER PITCHING

YEAR	TEAM	W-L	ERA	G	GS	SV	IP	H	R	ER	HR	HB	BB	SO	BB/9	SO/9	AVG
2018	Burlington (R)	0-0	1.59	3	3	0	11.1	9	3	2	0	1	2	14	1.6	11.1	.209
	Lexington (A)	5-1	1.58	9	9	0	40.0	35	9	7	1	0	6	47	1.4	10.6	.243
2019	Burlington (R)*	1-0	4.00	2	2	0	9.0	13	4	4	1	0	3	7	3.0	7.0	.361
	Surprise (R)*	0-0	1.00	3	3	0	9.0	6	1	1	0	0	3	12	3.0	12.0	.200
	Wilmington (A+)	5-2	3.10	15	15	0	78.1	76	28	27	4	1	23	77	2.6	8.9	.252
2020	Did not play (no minor league season)																
2021	Omaha (AAA)	4-3	5.84	12	11	0	57.0	74	39	37	10	3	18	62	2.8	9.8	.318
	KANSAS CITY	4-6	5.69	15	15	0	68.0	80	46	43	9	4	31	55	4.1	7.3	.295
2022	Omaha (AAA)*	0-0	3.86	2	2	0	7.0	7	3	3	0	0	3	8	3.9	10.3	.259
	KANSAS CITY	4-13	5.13	27	27	0	131.2	155	79	75	21	5	52	122	3.6	8.3	.290
MINOR LEAGUE TOTALS		15-6	3.44	46	45	0	211.2	220	87	81	16	5	58	227	2.5	9.7	.270
MAJOR LEAGUE TOTALS		8-19	5.32	42	42	0	199.2	235	125	118	30	9	83	177	3.7	8.0	.292

\*Minor league injury rehab

### CAREER BATTING

AB	H	2B	3B	HR	RBI	SH	AVG	OBP	SLG
0	0	0	0	0	0	0	.000	.000	.000

### CAREER FIELDING

PCT	G	TC	PO	A	E	DP
.947	42	19	4	14	1	1

### ROYALS CLINCHING DATES

Year	Game	Date	Details
1976	160	Oct. 1	KC lost to Minnesota, 4-3, while Oakland lost to California, 2-0
1977	151	Sept. 23	KC defeated California, 7-3, at Anaheim (Leonard over Simpson)
1978	158	Sept. 26	KC defeated Seattle, 4-1, at Royals Stadium (Gura over Abbott)
1980	145	Sept. 17	KC defeated California, 5-0, at Royals Stadium (Leonard over Botting)
1984	160	Sept. 28	KC defeated Oakland, 6-5, at Oakland (Leibrandt over Burris)
1985	161	Oct. 5	KC defeated Oakland, 5-4, at Royals Stadium (Quisenberry over Howell)
2014	160	Sept. 26	KC defeated Chicago White Sox, 3-1, at Chicago (Guthrie over Noesi)
2015	154	Sept. 24	KC defeated Seattle, 10-4, at Kauffman Stadium (Cueto over Kensing)

# ALEC MARSH



## ALEC MARSH

#67 | RHP

<b>B/T</b>	<b>HT/WT</b>	<b>BORN (OPENING DAY AGE)</b>	<b>SERVICE TIME</b>
R/R	6-3/230	May 14, 1998 (24) in Waukesha, Wis.	0 days
<b>ACQUIRED</b>	<b>SIGNING SCOUT</b>		<b>OPTION YEARS USED</b>
2nd round, 2019 Draft	Ken Muñoz (Royals)		0/3

### ROYAL RUNDOWN

- + Added to 40-man roster on 11/15/22
- + 2022 All-Star Futures Game selection
- + Led Royals farmhands with 156 K in 2022
- + 2021-22 Major League Spring Training invitee
- + Pitched in 2021 Arizona Fall League
- + Pitched in Royals Postseason Camp in 2020

### CAREER HIGHLIGHTS

- + **Alec Marsh** was added to the Royals 40-man roster on Nov. 15, **2022**, and **2023** will mark his third Major League Spring Training invitation, following **2021-22**.
- + He made 25 of his career-high 27 starts in **2022** at Double-A Northwest Arkansas, and led all Royals farmhands with 156 strikeouts in 124.1 innings (11.3 K/9)...his 147 strikeouts at Northwest Arkansas set a franchise record for the affiliate, and led the Texas League.
- + Marsh was limited to 6 starts in **2021** due to injury.
- + In his 2nd start of **2021** on May 14 vs. Tulsa, Marsh recorded a career-high 11 strikeouts over 6.0 innings.
- + He appeared in 1 game with Surprise in the **2021** Arizona Fall League.
- + In **2020**, Marsh pitched for Eastern Reyes del Tigre in the Constellation Energy League, which operated in Texas during July and August...he also participated in the Royals Postseason Camp at Kauffman Stadium in October.
- + Marsh made 13 starts in his pro debut in **2019** and recorded 38 strikeouts to just 4 walks in 33.1 innings, with a 9.5 K/BB ratio.

### 2022 HIGHLIGHTS

- + Marsh was selected to the SiriusXM All-Star Futures Game in **2022**.
- + Over an 8-start span from April 30-June 11, **2022**, Marsh recorded 64 strikeouts in 34.1 innings (16.8 K/9), including back-to-back 10-strikeout starts on May 19 and 25.
- + Marsh finished the season at Triple-A Omaha and allowed just 2 runs on 5 hits over 10.0 innings in his 2 starts.

### MISCELLANEOUS NOTES

- + Alec lives in Gilbert, Ariz.
- + He attended Arizona State University, where as a junior in **2019**, he was named to the Golden Spikes Award Midseason Watch List and the Collegiate Baseball Hall of Fame Watch List for National Pitcher of the Year.
- + Marsh graduated from Ronald Reagan HS (Wis.) in **2016**, where he recorded a 1.21 ERA on the mound and batted .470 at the plate as the team captain during his senior season.

### CAREER PITCHING

YEAR	TEAM	W-L	ERA	G	GS	SV	IP	H	R	ER	HR	HB	BB	SO	BB/9	SO/9	AVG
2019	Idaho Falls (R)	0-1	4.05	13	13	0	33.1	30	16	15	5	0	4	38	1.1	10.3	.238
2020		Did not play (no minor league season)															
2021	NW Arkansas (AA)	1-3	4.97	6	6	0	25.1	20	14	14	4	1	13	42	4.6	14.9	.217
2022	NW Arkansas (AA)	1-15	7.32	25	25	0	114.1	137	101	93	27	6	54	147	4.3	11.6	.290
	Omaha (AAA)	1-1	1.80	2	2	0	10.0	5	2	2	1	1	5	9	4.5	8.1	.135
<b>MINOR LEAGUE TOTALS</b>		<b>3-20</b>	<b>6.10</b>	<b>46</b>	<b>46</b>	<b>0</b>	<b>183.0</b>	<b>192</b>	<b>133</b>	<b>124</b>	<b>37</b>	<b>8</b>	<b>76</b>	<b>236</b>	<b>3.7</b>	<b>11.6</b>	<b>.264</b>

### CAREER TRANSACTIONS

**2019:** Selected by Kansas City in the 2nd round of the Draft (Ken Muñoz)

### ROYALS YOUNGEST DEBUTS

Age (Y/D)	Player	Debut	Opponent	Final	Notes
19/359	Bret Saberhagen	April 4, 1984	vs. NY Yankees	L 3-4	ND, 4.2 IP, 3 H, 0 R, 0 K
20/6	Andres Blanco	April 17, 2004	at Minnesota	L 4-8	0-3, K
20/50	Clint Hurdle	Sept. 18, 1977	vs. Seattle	W 8-3	1-3, HR, 2 RBI, BB
20/79	George Brett	Aug. 2, 1973	at White Sox	W 3-1	1-4, K
20/95	Adalberto Mondesi	Oct. 30, 2015	at NY Mets	L 3-9	0-1, K
20/148	Mark Littell	June 14, 1973	at Baltimore	L 3-8	ND, 6.1 IP, 7 H, 1 ER, 2 K
20/171	Dee Brown	Sept. 14, 1998	vs. Oakland	W 16-6	0-0, 1 R
20/214	Zack Greinke	May 22, 2004	at Oakland	L 4-5 (11)	ND, 5.0 IP, 5 H, 2 ER, 1 K
20/223	Buck Martinez	June 18, 1969 (G1)	vs. Oakland	L 4-16	0-1
20/295	Tom Gordon	Sept. 8, 1998	vs. Oakland	L 1-5	ND, 2.0 IP, 0 H, 0 R, 2 K



# MICHAEL MASSEY



## MICHAEL MASSEY

#19 | IF

<b>B/T</b>	<b>HT/WT</b>	<b>BORN (OPENING DAY AGE)</b>	<b>SERVICE TIME</b>
L/R	6-1/210	March 22, 1998 (25) in Hazelcrest, Ill.	68 days
<b>ACQUIRED</b>	<b>SIGNING SCOUT</b>		<b>OPTION YEARS USED</b>
4th round, 2019 Draft	Scott Melvin (Royals)		0/3

### ROYAL RUNDOWN

- + MLB debut: 7/15/22 at TOR
- + 2021 High-A Central postseason All-Star
- + 2021 Minor League *Rawlings* Gold Glove (2B)
- + 2021 MiLB.com Organization All-Star

YEAR	TEAM	G	AB	R	H	2B	3B	HR	RBI	BB	SO	SB	CS	AVG	OBP	SLG
2022	KC	52	173	16	42	9	1	4	17	9	46	3	0	.243	.307	.376

### CAREER HIGHLIGHTS

+ **Michael Massey** made his Major League debut with the Royals on July 15, **2022** at Toronto, but **2023** marks his first Spring Training with the big league team.

+ In **2021**, he was named a Minor League *Rawlings* Gold Glove Award winner at second base, and along with fellow Royals farmhand **Nick Pratto**, they became the seventh and eighth Royals ever to be awarded with Minor League *Rawlings* Gold Gloves.

+ In his first full professional season in **2021**, Massey was named a High-A Central postseason All-Star, an MiLB.com Organization All-Star and led Quad Cities to the High-A Central championship.

+ He led Quad Cities in **2021** in home runs (21), RBI (87), hits (112) and doubles (27) in 99 games, and his .882 OPS finished 2nd in the High-A Central.

+ Massey was named High-A Central Player of the Month for July **2021**, when he hit .300 with 8 HR and 28 RBI.

### 2022 HIGHLIGHTS

+ Massey made his Major League debut as a replacement player during Kansas City's series in Toronto from July 14-17, **2022** and returned to the minors after...he was selected on Aug. 3 and remained with Kansas City for the rest of the season.

+ At the time his contract was selected on Aug. 3, Massey led all Royals minor leaguers in RBI (77), hits (108), extra-base hits (44) and doubles (28).

+ He made his first big league start on July 16 in Toronto and recorded his 1st 2 hits off former Blue Jay and current Royals pitcher, **Max Castillo**.

+ In the Royals home finale on Sept. 25, Massey recorded 2 hits and 4 RBI—a 2-run homer and a 2-run single—as part of Kansas City's 11-run 6th inning that erased a 9-run deficit...in doing so, he became the fifth player in franchise history to record at least 2 hits and 4 RBI in the same inning.

+ Massey drew 7 hit-by-pitches in an 11-game span from Aug. 22-Sept. 4, setting a club record for the most plunkings in any 11-game span...his 8 hit-by-pitches for the season tied for 2nd most among American League rookies.

+ He was named Texas League Player of the Week twice, for April 25-May 1, a stretch in which he led the league with 19 total bases and 9 RBI, and for the week of May 23-29, when he hit a league-best .481 (13-for-27) in 6 games, including a go-ahead grand slam.

### CAREER HIGHS

<b>HITS</b>	<b>RUNS</b>
3, 9/1/22 at CWS	3, 8/7/22 vs. BOS
<b>DOUBLES</b>	<b>RBI</b>
2, 8/15/22 at MIN	4, 9/25/22 vs. SEA
<b>TRIPLES</b>	<b>STOLEN BASES</b>
1, 8/13/22 vs. LAD	1 (3x), last 9/5/22 vs. CLE
<b>HOME RUNS</b>	<b>WALKS</b>
1 (4x), last 9/30/22 at CLE	1 (9x), last 9/16/22 at BOS

### STREAKS

<b>HITTING</b>	<b>ON BASE</b>
7 8/7/22 - 8/15/22	8 8/26/22 - 9/5/22

### ROYALS WITH 2 HITS & 4 RBI IN SAME INNING

PLAYER	DATE/OPP (INN)
George Brett	8/16/79 at TOR (7th)
Jermaine Dye	8/30/97 vs. STL (4th)
Lorenzo Cain	6/10/17 at SD (8th)
Eric Hosmer	7/26/17 at DET (7th)
<b>Michael Massey</b>	<b>9/25/22 vs. SEA (6th)</b>

### MOST HBP BY AL ROOKIES IN 2022

PLAYER	GAMES	HBP
1. Jose Miranda (MIN)	125	10
<b>T2. Michael Massey (KC)</b>	<b>52</b>	<b>8</b>
T2. Julio Rodriguez (SEA)	132	8

### MISCELLANEOUS NOTES

- + Massey resides in Palos Park, Ill.
- + He participated in Royals Rally **2023**.
- + When Kansas City selected Massey in the 4th round in **2019**, he became the highest-drafted infielder in the history of the Illinois baseball program.
- + He was named Illinois Athletics Male Athlete of the Year finalist and the "Best Pure Hitter" in the Big Ten by *Baseball America* in **2019**.
- + As a junior at the University of Illinois in **2019**, he was named All-Big Ten First Team as a second baseman, batting .317 with a team-high 69 hits in 55 games.
- + He went 60 consecutive games without committing an error from April 22, **2017**-May 12, **2018**...he was named ABCA/*Rawlings* Gold Glove Award winner at second base in **2018**, becoming the first Illini ever to win the award.
- + Massey graduated in **2016** from Brother Rice HS (Ill.), where he was a three-year letter winner and team captain as a senior.

## MICHAEL MASSEY (CONT.)

### CAREER BATTING

YEAR	TEAM	G	AB	R	H	2B	3B	HR	RBI	SF	HB	BB	SO	SB	CS	AVG	OBP	SLG	OPS
2019	Burlington (R)	42	173	32	47	7	0	5	25	1	5	13	28	4	0	.272	.339	.399	.738
2020	Did not play (no minor league season)																		
2021	Quad Cities (A+)	99	388	76	112	27	2	21	87	7	8	33	68	12	2	.289	.351	.531	.882
2022	NW Arkansas (AA)	54	220	36	67	15	0	9	48	6	1	21	54	9	2	.305	.359	.495	.854
	Omaha (AAA)	33	126	21	41	13	0	7	29	2	2	13	35	4	0	.325	.392	.595	.987
	KANSAS CITY	52	173	16	42	9	1	4	17	2	8	9	46	3	0	.243	.307	.376	.683
MINOR LEAGUE TOTALS		228	907	165	267	62	2	42	189	16	16	80	185	29	4	.294	.356	.506	.862
MAJOR LEAGUE TOTALS		52	173	16	42	9	1	4	17	2	8	9	46	3	0	.243	.307	.376	.683

### CAREER FIELDING

YEAR	POSITION	PCT	G	GS	INN	TC	PO	A	E	DP
2022	SECOND BASE	.982	48	46	401.2	222	95	123	4	37
	THIRD BASE	1.000	1	1	8.0	1	0	1	0	0
CAREER TOTALS (2B)		.982	48	46	401.2	222	95	123	4	37
CAREER TOTALS (3B)		1.000	1	1	8.0	1	0	1	0	0

### CAREER TRANSACTIONS

2019: Selected by Kansas City in the 4th round of the Draft (Scott Melvin).

### COMEBACK KIDS

In the Royals home finale on Sept. 25, 2022 vs. Seattle, they overcame an 11-2 deficit to match their largest comeback win in franchise history. The Royals sent 14 men to the plate in their 11-run 6th inning to turn an 11-2 deficit into a 13-11 lead, and the 11-run frame matched the 2nd-most runs scored in an inning in franchise history. The rally was led by **Michael Massey**, who recorded 2 hits and 4 RBI in the club's 11-run 6th, becoming the fifth player in franchise history to record at least 2 hits and 4 RBI in the same inning.



### ROYALS LARGEST COMEBACK WINS

Deficit	Date	Opponent	Situation	Inning	Final
9 runs	June 15, 1979	at Milwaukee	Down 11-2	4th	14-11
9 runs	Sept. 25, 2022	vs. Seattle	Down 11-2	6th	13-12
7 runs	Sept. 6, 1978	at Oakland	Down 7-0	4th	11-8 (12 inn)
7 runs	June 7, 1984	vs. Seattle	Down 7-0	3rd	9-8
7 runs	July 17, 1991	vs. Baltimore	Down 7-0	4th	9-8 (15 inn)
7 runs	July 16, 1999	at Milwaukee	Down 7-0	2nd	12-10
7 runs	June 26, 1999	vs. Cleveland	Down 7-0	3rd	11-7
7 runs	June 8, 2006	vs. Texas	Down 11-4	3rd	16-12
7 runs	June 22, 2008	vs. San Francisco	Down 10-3	5th	11-10

### ROYALS LARGEST BLOWN LEAD LOSSES

Lead	Date	Opponent	Situation	Inning	Final
9 runs	Aug. 23, 2006	Cleveland	Led 10-1	1st	15-13
8 runs	June 18, 1993	at Oakland	Led 8-0	2nd	10-9
8 runs	July 3, 1999	at Cleveland	Led 8-0	2nd	9-8
7 runs	May 14, 1983	Detroit	Led 7-0	2nd	11-10
7 runs	May 20, 1985	at Texas	Led 7-0	5th	8-7
7 runs	June 8, 1995	at Texas	Led 8-1	8th	10-9 (10 inn)
7 runs	April 27, 2003	at Toronto	Led 8-1	4th	10-9



**MIKE MAYERS (MY-ers)**

**#21 | RHP**

**NON-ROSTER INVITEE**

<b>B/T</b>	<b>HT/WT</b>	<b>BORN (OPENING DAY AGE)</b>	<b>SERVICE TIME</b>
R/R	6-2/230	Dec. 6, 1991 (31) in Grove City, Ohio	4 years, 134 days
<b>ACQUIRED</b>	<b>SIGNING SCOUT</b>	<b>OPTION YEARS USED</b>	
Signed as MiLB FA, 12/22/22	Nicholas Brannon (Cardinals)	3/3	

**ROYAL RUNDOWN**

- + 7-year Major League veteran with STL & LAA + MLB debut: 7/24/16 vs. LAD
- + Opening Day roster: 2018-19 (STL), '20-22 (LAA) + 2016 Texas League midseason All-Star

YEAR	TEAM	W	L	ERA	G	SV	IP	H	R	ER	HR	BB	SO	BB/9	SO/9	AVG
2022	LAA	1	1	5.68	24	0	50.2	52	35	32	15	18	45	3.2	8.0	.259
<b>CAREER (7 YRS)</b>		<b>11</b>	<b>9</b>	<b>5.10</b>	<b>198</b>	<b>5</b>	<b>236.1</b>	<b>245</b>	<b>143</b>	<b>134</b>	<b>43</b>	<b>86</b>	<b>248</b>	<b>3.3</b>	<b>9.4</b>	<b>.265</b>

**CAREER HIGHLIGHTS**

- + **Mike Mayers** has pitched in parts of seven seasons in the Majors and has made an Opening Day roster in each of the last five seasons, including from **2018-19** with St. Louis and **2020-22** with the Angels.
- + Since **2020**, Mayers has pitched the most relief innings (137.1) and games (120) for the Los Angeles Angels...over that span, he also led the Angels in strikeouts as a reliever (164) while finishing 2nd in holds (23), SO/BB (3.6), opponents' batting average (.231) and wins (8).
- + From **2020-21**, his 101 games pitched ranked tied for 4th in Major League Baseball, while his 1011 innings as a reliever ranked 6th in the Majors, 4th in the American League.
- + Spent parts of four seasons with the St. Louis Cardinals from **2016-19**, appearing in 73 games.

**2022 HIGHLIGHTS**

- + Mayers in **2022** made 24 appearances (3 starts) with the Angels and went 1-1 with a 5.68 ERA (32 ER in 50.2 IP)...he was successful on the road, pitching to a 3.28 ERA (9 ER in 24.2 IP), but struggled mightily at Angel Stadium, where he pitched to a 7.96 ERA (23 ER in 26.0 IP).
- + In 3 starts, he went 0-1 with a 4.30 ERA (7 ER in 14.2 IP), including 5.0 scoreless innings with just 2 hits allowed on Aug. 24 at Tampa Bay, and 5.2 innings of 2-run ball on Sept. 6 vs. Detroit.
- + As a reliever, he allowed 5 runs over his first 2 appearances (0.2 IP), but from April 17-May 14, he pitched to a 0.82 ERA (1 ER in 11.0 IP) across 10 games.
- + He was designated for assignment on May 26 and outrighted off the 40-man roster on June 2...Mayers returned to the Angels on Aug. 6, but posted a 5.82 ERA (22 ER in 34.0 IP) through the end of the year, which included a 6.98 ERA (15 ER in 19.1 IP) as a reliever.
- + With Triple-A Salt Lake from June 3-Aug. 5, he made 8 starts and struck out 34 batters in 33.0 innings.

**ADDITIONAL CAREER HIGHLIGHTS**

- + Mayers pitched in a career-high 72 games in **2021**, tied for the 8th most in the American League...of his career-high 90 strikeouts, 88 came in relief, which ranked 7th among American League relievers.

**CAREER HIGHS**

<b>STRIKEOUTS</b>	<b>INNINGS</b>
5 (2x), last 8/24/22 at TB	5.2 (2x), last, 9/6/22 vs. DET

**STREAKS**

<b>SCORELESS</b>	<b>HOMERLESS</b>
19.0 IP 8/31/20 - 9/23/20	27.0 IP 7/31/20 - 9/23/20

**ADDITIONAL CAREER HIGHLIGHTS (CONT.)**

- + He was named American League Reliever of the Month for September **2020**, becoming the first Angels pitcher to receive the monthly honors since the award was reintroduced in **2017**, after going 2-0 with 2 saves and a 0.98 ERA (2 ER in 18.1 IP) and 25 strikeouts in 14 September appearances.
- + Mayers spent parts of four seasons with the St. Louis Cardinals from **2016-19**, appearing in 73 games.
- + He made his big league debut on July 24, **2016** vs. the Dodgers and allowed 9 earned runs, recording just 4 outs...became just the eighth pitcher in the Live Ball Era (since 1920) to surrender at least 9 runs in his Major League debut, and the first since **Arnie Muñoz**, who allowed 11 ER in 3.0 innings in his debut on June 19, 2004 for the White Sox.
- + In parts of eight minor league seasons, he's recorded 558.1 innings over 137 outings (95 starts).
- + Pitched 11.0 scoreless innings in the **2017** Triple-A postseason, scattering 6 hits with 10 strikeouts.
- + In **2016**, Mayers earned Texas League midseason All-Star honors with Double-A Springfield.

**MISCELLANEOUS NOTES**

- + Mike resides in Naples, Fla.
- + Learned his cutter after seeing a social media post of a baseball that **Mariano Rivera** had marked for **Roy Halladay** to help him with his cutter grip.
- + Attended the University of Mississippi from **2011-13**, where he held a 12-9 record with a 3.43 ERA over three seasons.
- + Played for the Bourne Braves in the Cape Cod League in **2012**, where he was teammates with MLB veterans **Chad Green**, **Colin Moran** and **Austin Wynn**.
- + While at Ole Miss, was teammates with MLB veterans **Bobby Wahl** (2011-12), **Chris Ellis** (2012) and **Jacob Waguespack** (2013).
- + Attended Grove City High School (Ohio), where he played baseball, basketball and was the quarterback on the football team.

# MIKE MAYERS (CONT.)

## CAREER TRANSACTIONS

**2013:** Selected by St. Louis in 3rd round of the Draft (Nicholas Brannon)...**2018:** Placed on 10-day IL, right shoulder inflammation, Aug. 26-Sept. 11...**2019:** Placed on 10-day IL, right shoulder lat strain, April 16... transferred to 60-day IL, June 17-July 23...acquired by LA Angels off waivers, Nov. 1...**2021:** Placed on 10-day IL, undisclosed injury, May 3-5...**2022:** Signed by Kansas City as a minor league free agent, Dec. 22.

## CAREER PITCHING

YEAR	TEAM	W-L	ERA	G	GS	SV	IP	H	R	ER	HR	HB	BB	SO	BB/9	SO/9	AVG
2013	GCL Cardinals (R)	1-0	1.50	5	3	0	12.0	6	4	2	1	0	6	13	4.5	9.8	.146
	Peoria (A)	0-3	3.70	5	5	0	24.1	29	10	10	2	1	5	14	1.9	5.2	.302
	Palm Beach (A+)	2-7	3.72	12	12	0	72.2	84	35	30	5	2	13	61	1.6	7.6	.294
2014	Springfield (AA)	6-5	2.83	13	13	0	76.1	81	29	24	2	4	23	52	2.7	6.1	.277
	Memphis (AAA)	0-0	7.20	1	1	0	5.0	9	5	4	2	0	1	4	1.8	7.2	.409
	GCL Cardinals (R)	1-0	1.29	2	2	0	7.0	6	1	1	0	0	0	7	0.0	9.0	.250
2015	Springfield (AA)	1-4	6.56	10	10	0	46.2	53	39	34	8	5	21	36	4.1	6.9	.291
	Springfield (AA)	5-2	2.30	9	9	0	54.2	47	17	14	4	1	17	43	2.8	7.1	.229
	Memphis (AAA)	4-8	3.73	16	16	0	89.1	87	44	37	8	5	31	84	3.1	8.5	.256
2016	ST. LOUIS	1-1	27.00	4	1	0	5.1	16	16	16	3	1	3	2	5.1	3.4	.533
	Memphis (AAA)	5-6	3.28	31	15	0	109.2	117	44	40	12	4	32	97	2.6	8.0	.270
	ST. LOUIS	0-0	11.57	3	0	0	4.2	8	8	6	2	0	4	3	7.7	5.8	.421
2017	Memphis (AAA)	0-0	0.00	5	0	3	7.2	5	0	0	0	0	4	8	4.7	9.4	.185
	ST. LOUIS	2-1	4.70	50	0	1	51.2	59	28	27	7	1	15	49	2.6	8.5	.289
	Memphis (AAA)	0-1	3.15	20	1	6	20.0	21	10	7	4	0	7	24	3.2	10.8	.266
2018	ST. LOUIS	0-1	6.63	16	0	0	19.0	21	14	14	3	1	11	16	5.2	7.6	.276
	LA ANGELS	2-0	2.10	29	0	2	30.0	18	10	7	2	1	9	43	2.7	12.9	.162
	LA ANGELS	5-5	3.84	72	2	2	75.0	71	32	32	11	3	26	90	3.1	10.8	.250
2019	Salt Lake (AAA)	0-3	6.27	8	8	0	33.0	30	27	23	7	2	17	34	4.6	9.3	.236
	LA ANGELS	1-1	5.68	24	3	0	50.2	52	35	32	15	2	18	45	3.2	8.0	.259
	MINOR LEAGUE TOTALS	25-39	3.64	137	95	9	558.1	575	265	226	55	24	177	477	2.9	7.7	.267
MAJOR LEAGUE TOTALS		11-9	5.10	198	6	5	236.1	245	143	134	43	9	86	248	3.3	9.4	.265

## CAREER BATTING

AB	H	2B	3B	HR	RBI	SH	AVG	OBP	SLG
2	0	0	0	0	0	0	.000	.333	.000

## CAREER FIELDING

PCT	G	TC	PO	A	E	DP
.966	198	29	11	17	1	0

## LAST TRADE BY CLUB

Team	Total	Last Trade	Players Acquired	Players Traded
Angels	16	4/4/18	Cash	RHP Miguel Almonte
Astros	13	7/31/13	OF Justin Maxwell	RHP Kyle Smith
Athletics	20	7/27/19	OF Dairon Blanco, RHP Ismael Aquino	LHP Jake Diekman
Blue Jays	20	8/2/22	IF/OF Samad Taylor, RHP Max Castillo	IF/OF Whit Merrifield
Braves	24	7/11/22	OF Drew Waters, IF CJ Alexander, A. Hoffmann	CBB pick (No. 35 overall)
Brewers	28	7/27/18	RHP Jorge López, OF Brett Phillips	IF Mike Moustakas
Cardinals	19	5/25/16	Cash	OF José Martínez
Cubs	18	7/15/19	LHP Mike Montgomery	C Martín Maldonado
Diamondbacks	11	8/1/22	RHP Luke Weaver	IF Emmanuel Rivera
Dodgers	18	7/29/21	RHP Zach Willeman	LHP Danny Duffy, Cash
Giants	10	11/7/11	LHP Jonathan Sánchez, LHP Ryan Verdugo	OF Melky Cabrera
Guardians	13	8/25/03	LHP Brian Anderson, LHP Matt White	IF/OF Dyson, RHP Mattison, Cash
Mariners	19	8/1/22	LHP Anthony Misiewicz	Cash
Marlins	12	3/31/17	Cash	RHP Clayton Kershaw
Mets	38	2/10/21	OF Andrew Benintendi, Cash from BOS*	OF Khalil Lee
Nationals	18	7/3/21	Cash	IF Alcides Escobar
Orioles	19	1/3/23	Cash	IF Ryan O'Hearn
Padres	19	8/2/22	OF Brent Rooker	C Cam Gallagher
Phillies	6	6/5/01	RHP Paul Byrd	RHP José Santiago
Pirates	28	7/29/15	Cash	RHP Joe Blanton
Rangers	19	6/3/22	RHP Albert Abreu	RHP Yohanse Morel
Rays	7	8/27/20	IF Lucius Fox	OF Brett Phillips
Red Sox	22	1/24/23	LHP Josh Taylor	IF Adalberto Mondesi, PTBNL
Reds	21	3/16/22	LHP Amir Garrett	LHP Mike Minor
Rockies	10	8/31/18	LHP Jerry Vasto	C/IF Drew Butera, Cash
Tigers	11	4/20/12	Cash	RHP Zach Miner
Twins	5	1/24/23	RHP Steven Cruz, LHP Evan Sisk	OF Michael A. Taylor
White Sox	18	1/4/18	OF Erick Mejia, RHP Trevor Oaks from LAD*	RHP Joakim Soria, Cash
Yankees	13	7/27/22	RHP Champlain, LHP Sikkema, RHP Way	OF Andrew Benintendi

\*3-way trade

Source: Baseball Reference



MJ MELENDEZ			#1   C/OF
<b>B/T</b>	<b>HT/WT</b>	<b>BORN (OPENING DAY AGE)</b>	<b>SERVICE TIME</b>
L/R	6-1/195	Nov. 29, 1998 (24) in Daytona Beach, Fla.	153 days
<b>ACQUIRED</b>	<b>SIGNING SCOUT</b>		<b>OPTION YEARS USED</b>
2nd round, 2017 Draft	Alex Mesa (Royals)		1/3

ROYAL RUNDOWN			
+ Led MLB rookies with 66 walks in 2022	+ 2019 Frank White Defensive Player of the Year		
+ Led Minor League Baseball with 41 HR in 2021	+ 2019 Carolina League midseason All-Star		
+ 2021 Double-A Central Most Valuable Player	+ 2018 Mike Sweeney Award winner		
+ 2021 Double-A postseason All-Star	+ 2018 South Atlantic League midseason All-Star		

YEAR	TEAM	G	AB	R	H	2B	3B	HR	RBI	BB	SO	SB	CS	AVG	OBP	SLG
2022	KC	129	460	57	100	21	3	18	62	66	131	2	3	.217	.313	.393

**CAREER HIGHLIGHTS**

- + **MJ Melendez** made his Major League debut on May 2, **2022** vs. St. Louis and spent the rest of the season with the Royals...he ranked among baseball's rookie leaders in walks (66, 1st), home runs (18, 6th), RBI (62, 6th), extra-base hits (42, 6th) and total bases (181, 7th).
- + He won the **Joe Bauman Award** in **2021**, which is given to Minor League Baseball's home run leader... Melendez hit 41 homers in 2021, becoming the 3rd Royal to earn the honor since it was first presented in 2002.
- + In addition to leading the minors in HR in **2021**, Melendez ranked 2nd in RBI (103), 3rd in slugging percentage (.625), OPS (1.011) and total bases (280) and 4th in extra-base hits (66), and earned Double-A Central Most Valuable Player honors.

**2022 HIGHLIGHTS**

- + Melendez appeared in 129 games (124 starts) with the Royals in his **2022** debut season, including starts at catcher (65), left field (22), right field (15) and DH (22).
- + Only eight other first-year players in American League history have matched his combination of HR (18) and walks (66) in a single season, most recently done by **Eric Hinske** in 2002...Melendez is the only first-year player to hit those marks while playing at least 50% of his games at catcher.
- + Melendez's 66 walks ranked 3rd among rookies in Royals history behind **Mike Fiore's** 84 in 1969 and **Kevin Seitzer's** 80 in 1987.
- + He drew 30 walks over his last 51 games from Aug. 9 through season's end, which tied for 3rd in the American League during that time, behind only **Aaron Judge** (53) and **Adley Rutschman** (31).
- + On May 17 vs. the White Sox, Melendez became the third Royal in the last 40 years, according to *Elías*, to start both games at catcher in a doubleheader.
- + Melendez hit 4 leadoff home runs in **2022**, passing **David DeJesus** (3 in 2004) for the most by a Royals rookie...only three rookies in American League history have hit more leadoff HR than Melendez: **Nomar Garciaparra** (7) in 1997, **Mike Trout** (5) in 2012 and **Julio Rodriguez** (5) in 2022.
- + He hit a leadoff triple on July 12 vs. Detroit, becoming the third catcher since 1915 to record a leadoff triple, following **Craig Biggio** on Sept. 12, 1991 and **Rollie Hemsley** on June 27, 1939.
- + His leadoff HR on Sept. 28 was his first as a catcher, making him the 10th player (16th occurrence) since 1915 to record a leadoff HR as a catcher.

**CAREER HIGHS**

<b>HITS</b>	<b>RUNS</b>
3 (3x), last 10/2/22 at CLE	3 (3x), last 10/2/22 at CLE
<b>DOUBLES</b>	<b>RBI</b>
2, 10/1/22 at CLE	6, 8/7/22 vs. BOS
<b>TRIPLES</b>	<b>STOLEN BASES</b>
1 (3x), last 9/16/22 at BOS	1 (2x), last 9/17/22 at BOS
<b>HOME RUNS</b>	<b>WALKS</b>
2, 7/4/22 at HOU	3, 9/13/22 at MIN

**STREAKS**

<b>HITTING</b>	<b>ON BASE</b>
8 7/2/22 - 7/29/22	13 6/7/22 - 6/21/22

**PLAYERS TO RECORD 18+ HR & 66+ WALKS IN FIRST MLB SEASON, SINCE 2011**

PLAYER (YEAR)	HR/BB
Kris Bryant (2015)	26/77
Juan Soto (2018)	22/79
Pete Alonso (2018)	53/72
Jonathan India (2021)	21/71
<b>MJ Melendez (2022)</b>	<b>18/66</b>

**MOST WALKS, AGE 23 OR YOUNGER IN 2022**

PLAYER (TEAM)	PA	BB
1. Juan Soto (WAS/SD)	664	135
<b>2. MJ Melendez (KC)</b>	<b>534</b>	<b>66</b>
3. Alejandro Kirk (TOR)	541	63
4. Vladimir Guerrero Jr. (TOR)	706	58

**LONGEST AVG. HR DISTANCE IN AL IN 2022\***

PLAYER	HR	AVG DIST
1. Bobby Witt Jr. (KC)	20	416. ft
<b>T2. MJ Melendez (KC)</b>	<b>18</b>	<b>412. ft.</b>
T2. Aaron Judge (NYY)	62	412. ft.
T2. Gary Sánchez (MIN)	16	412. ft.

\*min 10 HR

**MOST LEADOFF HR BY ROOKIE, AL HISTORY**

PLAYER (YEAR)	LEADOFF HR
1. Nomar Garciaparra (1997)	7
T2. Mike Trout (2012)	5
T2. Julio Rodriguez (2022)	5
<b>4. MJ Melendez (2022)</b>	<b>4</b>

**ROYALS TO START AT CATCHER IN BOTH GAMES OF DOUBLEHEADER, LAST 40 YEARS**

PLAYER	DATE/OPP
Don Slaught	9/24/84 vs. CAL
Henry Mercedes	8/21/95 at MIL
<b>MJ Melendez</b>	<b>5/17/22 vs. CWS</b>

## MJ MELENDEZ (CONT.)

### 2022 HIGHLIGHTS (CONT.)

+ In Kansas City's 4-game series vs. Boston from Aug. 4-7, Melendez had 3 HR and 10 RBI to mark the most RBI in any series by a first-year player in franchise history.

+ On Aug. 7 vs. Boston, Melendez recorded a career-best 6 RBI, becoming the fourth Royal with a 6-RBI game from the leadoff spot, following **Whit Merrifield** on June 18, 2019, **Brian McRae** on July 14, 1991 and **Willie Wilson** on June 15, 1979.

+ On Sept. 17 at Fenway Park, Melendez went 3-for-5 with 4 runs, becoming the first catcher in franchise history to score 4 runs in a game.

### MINOR LEAGUE HIGHLIGHTS

+ Melendez led Minor League Baseball with 41 HR in **2021**, 2nd most in a single season by a Royals farmhand, trailing only **Chris Hatcher's** 46 in 1998.

+ Melendez's 41 HR in **2021** were the most in the minors since **Kris Bryant** hit 43 in 2014, and he was the first primary catcher to hit at least 40 HR in the minors since **Todd Greene** hit 40 in 1995.

+ He was named the Double-A Central Most Valuable Player in **2021** and a postseason All-Star.

+ He hit 18 HR during a 40-game stretch from July 2-Aug. 18, **2021**, he didn't go more than 3 games without a HR.

+ In **2020**, Melendez spent the season as the Alternate Training site in Kansas City, and also participated in the Postseason Camp at Kauffman Stadium.

+ He was named a Carolina League midseason All-Star in **2019**, when he threw out 36 of 60 would-be basestealers (60.0%) and was the only catcher in the league with a rate above 50% (min. 10 attempts).

+ Melendez was named co-Player of the Year at Class-A Lexington in **2018**, in addition to being named a South Atlantic League All-Star and an MiLB.com Organization All-Star.

### CATCHERS TO HIT LEADOFF TRIPLE SINCE 1915

PLAYER (TEAM)	DATE/OPP
Rollie Hemsley (CLE)	6/27/39 vs. DET
Craig Biggio (HOU)	9/12/91 vs. LAD
<b>MJ Melendez (KC)</b>	<b>7/12/22 vs. DET</b>

### ROYALS TO LEAD MINOR LEAGUES IN HR

PLAYER (YEAR)	HR
Craig Brazell (2007)	39
Mike Moustakas (2010)	36
<b>MJ Melendez (2021)</b>	<b>41</b>

### MINOR LEAGUE HIGHLIGHTS (CONT.)

+ In **2018**, he ranked 3rd in the South Atlantic League in triples (9), 4th in RBI (73) 5th in HR (19), total bases (206) and slugging percentage (.492).

### MISCELLANEOUS NOTES

- + **Mervyl Melendez Jr.** resides in Miami, Fla.
- + He participated in Royals Rally **2023**.
- + Melendez played for Team Puerto Rico in the **2023** World Baseball Classic.
- + He won the **2021** Derby in Paradise, a Home Run Derby on a beach in the Bahamas, in which 35 players hit homers into the ocean.
- + He graduated from Westminster HS (Fla.), after transferring from his Alabama HS to play closer to his father, Mervyl Sr., who was the Head Coach at Florida International University.

### CAREER HR HIGHLIGHTS

MULTI-HR GAMES (1)	PITCHER(S)
+ 7/4/22 at HOU (2)	Jake Odorizzi & Phil Maton
LEADOFF HR (4)	PITCHER
+ 8/4/22 vs. BOS	Nick Pivetta
+ 8/6/22 vs. BOS	Nathan Eovaldi
+ 9/21/22 vs. MIN	Bailey Ober
+ 9/28/22 at DET	Will Vest

### CAREER BATTING

YEAR	TEAM	G	AB	R	H	2B	3B	HR	RBI	SF	HB	BB	SO	SB	CS	AVG	OBP	SLG	OPS
2017	Surprise (R)	47	168	25	44	8	3	4	30	0	4	26	60	4	2	.262	.374	.417	.791
2018	Lexington (A)	111	419	52	105	26	9	19	73	6	4	43	143	4	6	.251	.322	.492	.814
2019	Wilmington (A+)	110	363	34	59	23	2	9	54	4	5	44	165	7	5	.163	.260	.311	.571
2020	Did not play (no minor league season)																		
2021	NW Arkansas (AA)	79	298	58	85	18	0	28	65	5	1	43	76	2	4	.285	.372	.628	1.000
	Omaha (AAA)	44	150	37	44	4	3	13	38	2	0	32	39	1	2	.293	.413	.620	1.033
2022	Omaha (AAA)	21	78	7	13	4	0	2	6	0	0	13	22	3	0	.167	.286	.295	.581
	KANSAS CITY	129	460	57	100	21	3	18	62	7	1	66	131	2	3	.217	.313	.393	.706
MINOR LEAGUE TOTALS		412	1476	213	350	83	17	75	266	17	14	201	505	21	19	.237	.331	.469	.800
MAJOR LEAGUE TOTALS		129	460	57	100	21	3	18	62	7	1	66	131	2	3	.217	.313	.393	.706

### CAREER FIELDING

YEAR	POSITION	PCT	G	GS	INN	TC	PO	A	E	DP	PB	SB	CS	CS%
2022	CATCHER	.990	78	65	578.1	499	467	27	5	3	6	29	9	23.7%
	LEFT FIELD	.957	23	23	197.2	47	43	2	2	0	-	-	-	-
	RIGHT FIELD	1.000	15	14	114.0	24	24	0	0	0	-	-	-	-
CAREER TOTALS (C)		.990	78	65	578.1	499	467	27	5	3	6	29	9	23.7%
CAREER TOTALS (LF)		.957	23	23	197.2	47	43	2	2	0	-	-	-	-
CAREER TOTALS (RF)		1.000	15	14	114.0	24	24	0	0	0	-	-	-	-

### CAREER TRANSACTIONS

2017: Selected by Kansas City in the 2nd round of the Draft (Alex Mesa)...2022: Placed on the Restricted List, July 14-18.





**ANDRÉS NÚÑEZ**  
**NON-ROSTER INVITEE**

#83 | RHP

B/T	HT/WT	BORN (OPENING DAY AGE)	SERVICE TIME
R/R	6-4/265	Sept. 20, 1995 (27) in Southwest Ranches, Fla.	0 days
ACQUIRED	SIGNING SCOUT	OPTION YEARS USED	
29th round, 2018 Draft	Alex Mesa (Royals)	0/3	

**ROYAL RUNDOWN**

- + 2022 Omaha Pitcher of the Year
- + Recorded 7 saves in 7 games from Sept. 2-16, 2022

**CAREER HIGHLIGHTS**

- + **Andrés Núñez** was invited to big league camp in **2023** for the first time, after earning Omaha Pitcher of the Year honors in **2022**...he spent the entire season in Triple-A, pitching to a 3.61 ERA (25 ER in 62.1 IP) with 69 strikeouts to just 17 walks in 54 relief appearances for the Storm Chasers, going 5-4 with a team-high-tying 7 saves.
- + In **2021**, he went 6-3 with a 3.98 ERA (33 ER in 74.2 IP) and 85 strikeouts (10.2 K/9) between Double-A Northwest Arkansas (30 games, 52.0 IP) and Triple-A Omaha (17 games, 22.2 IP), marking career highs in innings and strikeouts.
- + Made his first career start on Oct. 1, **2021** at low in his final appearance of the year, his 88th as a professional.
- + Registered a career-low 2.21 ERA (13 ER in 53.0 IP) across 26 appearances with Low-A Lexington in **2019**.
- + Made his pro debut with Surprise in **2018**, appearing in 11 games before being promoted to Burlington on Aug. 17...finished the year with a 2.92 combined ERA (8 ER in 24.2 IP).

**2022 HIGHLIGHTS**

- + Núñez did not allow a run across 22 appearances from May 19-July 26, covering 26.1 innings with 34 strikeouts to just 4 walks and 2 hit batters...during that stretch, opponents hit .183 (17-for-93) and the Storm Chasers went 13-9 in those games.

**CAREER PITCHING**

YEAR	TEAM	W-L	ERA	G	GS	SV	IP	H	R	ER	HR	HB	BB	SO	BB/9	SO/9	AVG
2018	Surprise (R)	1-0	3.12	11	0	1	17.1	13	6	6	0	2	3	20	1.6	10.4	.200
	Burlington (R)	0-0	2.45	4	0	0	7.1	6	2	2	1	1	4	7	4.9	8.6	.222
2019	Lexington (A)	3-2	2.21	26	0	2	53.0	46	18	13	3	4	12	68	2.0	11.6	.229
2020	Did not play (no minor league season)																
2021	NW Arkansas (AA)	6-3	2.94	30	0	4	52.0	46	21	17	5	8	15	58	2.6	10.0	.234
	Omaha (AAA)	0-0	6.35	17	1	0	22.2	23	17	16	3	3	10	27	4.0	10.7	.267
2022	Omaha (AAA)	5-4	3.61	54	0	7	62.1	64	30	25	5	8	17	69	2.5	10.0	.266
<b>MINOR LEAGUE TOTALS</b>		<b>15-9</b>	<b>3.31</b>	<b>142</b>	<b>1</b>	<b>14</b>	<b>214.2</b>	<b>198</b>	<b>94</b>	<b>79</b>	<b>17</b>	<b>26</b>	<b>61</b>	<b>249</b>	<b>2.6</b>	<b>10.4</b>	<b>.242</b>

**CAREER TRANSACTIONS**

- 2018:** Selected by Kansas City in 29th round of the Draft (Alex Mesa).

**2022 HIGHLIGHTS (CONT.)**

- + He took over closing duties for the Storm Chasers in September, and went 7-for-8 in save opportunities to end the season...all 7 saves came in consecutive outings from Sept. 2-16, in which he struck out 10 batters and walked none.

**MISCELLANEOUS NOTES**

- + Andrés resides in Southwest Ranches, Fla.
- + His father, Rodolfo, is a professional tennis player.
- + Graduated from Archbishop McCarthy HS (Fla.), where he won two state championships, two regional titles and three district titles...attended Florida International University (**2016-18**), where he played for **Mervyl Melendez**, the father of **MJ Melendez**.
- + Earned All-Conference USA Second Team honors in **2018**, going 6-2 with a team-leading 3.42 ERA (26 ER in 68.1 IP) and 77 strikeouts in 16 outings (11 starts).
- + Had a 5-game stretch in **2018** in which he went 4-0 with a 0.84 ERA (3 ER in 32 IP) and 33 strikeouts.
- + Missed his entire sophomore season at Florida International University in **2017** due to injury.

# EDWARD OLIVARES



## EDWARD OLIVARES (oh-lee-VAHR-es) #14 | OF

<b>B/T</b>	<b>HT/WT</b>	<b>BORN (OPENING DAY AGE)</b>	<b>SERVICE TIME</b>
R/R	6-2/195	March 6, 1996 (27) in Caracas, Venezuela	2 years, 55 days
<b>ACQUIRED</b>		<b>OPTION YEARS USED</b>	
Trade with San Diego, 8/29/20 (Olivares & D. Coleman for T. Rosenthal)		2/3	

### ROYAL RUNDOWN

- + Opening Day roster in 2020 (SD) & 2022 (KC) + 2017, 2019 MiLB.com Organization All-Star
- + 2019 Texas League mid/postseason All-Star + 2018 California League midseason All-Star

YEAR	TEAM	G	AB	R	H	2B	3B	HR	RBI	BB	SO	SB	CS	AVG	OBP	SLG
2022	KC	53	161	24	46	8	0	4	15	10	36	2	3	.286	.333	.410
<b>TOTALS (3 YRS)</b>		<b>123</b>	<b>358</b>	<b>47</b>	<b>93</b>	<b>12</b>	<b>1</b>	<b>12</b>	<b>37</b>	<b>19</b>	<b>80</b>	<b>4</b>	<b>7</b>	<b>.260</b>	<b>.304</b>	<b>.399</b>

### CAREER HIGHLIGHTS

- + In the last five seasons (since **2018**), **Edward Olivares** has been recalled 13 times, traded twice and spent time on the Injured List twice.
- + Olivares played in a career-high 53 games with the Royals in **2022**, but missed 43 games from May 9-June 24 with a right quad strain, and missed 53 games from July 22-Sept. 17 with a left quad strain.
- + He was recalled nine times in **2021**, splitting time between Omaha (67 games) and Kansas City (39).
- + Made his Major League debut with San Diego in **2020**, but was traded to Kansas City with a PTBNL (RHP **Dylan Coleman**) for RHP **Trevor Rosenthal** on Aug. 29.

### 2022 HIGHLIGHTS

- + Olivares set career highs at the big league level in **2022** in games (53), hits (46), doubles (8), RBI (15) and walks (10), but missed a combined 96 games over two stints on the Injured List.
- + He made the Opening Day roster for the second time (also, 2020 with San Diego), and through May 9, when he first landed on the IL, Olivares slashed .371/.421/.486 (13-for-35).
- + Olivares recorded a career-best 4 hits—including 2 doubles—in a 7-1 win vs. St. Louis on May 3.
- + In his first game back from the IL, on June 24 vs. Oakland, Olivares recorded his 1st career multi-homer game, extending his career-best hit streak (which began before his stint on the IL) to 9 games...later in the season, he matched that with another 9-game hit streak, which was also fragmented due to an IL stint.
- + Both of his homers on June 24, **2022** gave Kansas City a lead, making him the first Royal to record 2 go-ahead HR in the same game at Kauffman Stadium since **Kendrys Morales** on June 26, 2016 vs. Houston.
- + Olivares played in 21 games with Triple-A Omaha over two rehab assignments.

### ADDITIONAL CAREER HIGHLIGHTS

- + Olivares played in 39 games with the Royals across eight stints in the big leagues in **2021**.
- + He recorded 12 RBI with the Royals in **2021**, 4 of which came in extra innings, including an RBI single in the 11th on Aug. 9 vs. the Yankees, a go-ahead sac. fly in the 10th on Aug. 27 at Seattle, and a game-winning 2-run HR in the 12th in the same game.
- + On Aug. 27 in Seattle, he became the second player in Royals history to record 2 go-ahead RBI in extra innings of the same game, joining **Yuniesky Betancourt** on June 17, 2012 at St. Louis.

### CAREER HIGHS

<b>HITS</b>	<b>RUNS</b>
4, 5/3/22 vs. STL	3, 9/25/22 vs. SEA
<b>DOUBLES</b>	<b>RBI</b>
2, 5/3/22 vs. STL	3, 8/27/21 at SEA
<b>TRIPLES</b>	<b>STOLEN BASES</b>
1, 9/9/20 at CLE	1 (4x), last 4/30/22 vs. NYY
<b>HOME RUNS</b>	<b>WALKS</b>
2, 6/24/22 vs. OAK	1 (19x), last 9/27/22 at DET

### STREAKS

<b>HITTING</b>	<b>ON BASE</b>
9 7/14/22 - 9/22/22	10 4/26/22 - 6/24/22
9 4/27/22 - 6/24/22	9 7/14/22 9/22/22

### OLIVARES WITH KANSAS CITY IN 2022

DATES	G	AVG	OBP	SLG
April 9-May 8	15	.371	.421	.486
May 9-June 23, missed 43 games on IL with right quad strain				
June 24-July 17	21	.266	.324	.406
July 22-Sept. 16, missed 53 games on IL with left quad strain				
Sept. 17-Oct. 5	17	.258	.292	.371

### ADDITIONAL CAREER HIGHLIGHTS (CONT.)

- + Olivares made San Diego's Opening Day roster for the first time in **2020**, and recorded his 1st hit in his Major League debut on July 25, a double off Arizona's **Robbie Ray**.
- + After being traded to Kansas City on Aug. 29, **2020**, Olivares hit safely in his 1st 7 games with the Royals.

### MINOR LEAGUE HIGHLIGHTS

- + From the start of the **2021** season through his June 30 recall, Olivares ranked 2nd among Triple-A players (min. 150 PA) in batting average (.366) 3rd in OPS (1.030) and 4th in on-base percentage (.433).
- + Olivares hit .313 with a .956 OPS in 67 games at Triple-A Omaha in **2021**, which would've ranked 3rd and 4th, respectively in the International League if he had enough plate appearances to qualify.
- + He was named a Texas League midseason and postseason All-Star in **2019**, when he set minor league career highs in HR (18), RBI (77) and steals (35).
- + In **2019**, Olivares ranked 3rd in the Texas League in steals (35) and 10th in on-base percentage (.349).
- + Olivares recorded the go-ahead, bases-clearing double in the 8th inning of Game 1 of the **2019** Double-A Championship Series vs. Tulsa...in 9 postseason games that year, he slashed .361/.410/.500 with 6 RBI for the Texas League champion Sod Poodles.

## EDWARD OLIVARES (CONT.)

### MINOR LEAGUE HIGHLIGHTS (CONT.)

- + In January **2018**, Olivares was acquired by San Diego with RHP **Jared Carkuff** for IF **Yangervis Solarte**.
- + He was named a California League All-Star in **2018**, when he ranked 2nd in the league in games (129) and at-bats (531), tied for 2nd in triples (10), ranked 3rd in hits (147) and 4th in runs (79).
- + In **2018**, Olivares played in 29 games for Tigres de Aragua of the Venezuelan Winter League and slashed .340/.404/.479 with 7 extra-base hits and 14 RBI.

### MISCELLANEOUS NOTES

- + Olivares' last name is pronounced oh-lee-VAHR-es.
- + He resides in Caracas, Venezuela, with his wife, Jailyñ Araujo.

### CAREER HR HIGHLIGHTS

MULTI-HR GAMES (1)	PITCHER(S)
+ 6/24/22 vs. OAK (2)	Cole Irvin
PINCH-HIT HR (1)	PITCHER (INN)
+ 8/7/20 vs. AZ	Alex Young (5th)

### CAREER BATTING

YEAR	TEAM	G	AB	R	H	2B	3B	HR	RBI	SF	HB	BB	SO	SB	CS	AVG	OBP	SLG	OPS
2014	DSL Blue Jays	40	140	31	44	5	3	1	22	1	11	20	23	12	3	.314	.436	.414	.850
2015	GCL Blue Jays (R)	38	116	21	23	8	1	3	10	0	15	11	27	14	2	.198	.345	.362	.707
2016	GCL Blue Jays (R)	15	55	8	15	3	1	1	6	1	1	5	12	2	2	.273	.339	.418	.757
2017	Lansing (A)	101	426	82	118	26	9	17	65	3	13	22	82	18	7	.277	.330	.500	.830
	Dunedin (A+)	19	68	11	15	1	1	0	7	0	1	8	17	2	2	.221	.312	.265	.577
2018	Lake Elsinore (A+)	129	531	79	147	25	10	12	62	6	8	29	102	21	8	.277	.321	.429	.750
2019	Amarillo (AA)	127	488	85	138	25	2	18	77	7	10	43	98	35	10	.283	.349	.453	.802
2020	SAN DIEGO	13	34	4	6	1	0	1	3	0	0	2	14	0	1	.176	.222	.294	.516
	KANSAS CITY	18	62	5	17	1	1	2	7	1	0	2	11	0	1	.274	.292	.419	.711
2021	Omaha (AAA)	66	256	54	80	12	3	15	36	0	7	29	46	12	4	.313	.397	.559	.956
	KANSAS CITY	39	101	14	24	2	0	5	12	1	3	5	19	2	2	.238	.291	.406	.697
2022	Omaha (AAA)*	21	78	13	21	7	0	1	11	0	0	8	14	2	1	.269	.337	.397	.734
	KANSAS CITY	53	161	24	46	8	0	4	15	1	2	10	36	2	3	.286	.333	.410	.743
MINOR LEAGUE TOTALS		556	2158	384	601	112	30	68	296	18	66	175	421	117	39	.278	.348	.453	.801
MAJOR LEAGUE TOTALS		123	358	47	93	12	1	12	37	3	5	19	80	4	7	.260	.304	.399	.703

\*Minor league injury rehab

### CAREER FIELDING

YEAR	POSITION	PCT	G	GS	INN	TC	PO	A	E	DP
2020	LEFT FIELD	1.000	14	7	81.0	16	16	0	0	0
	CENTER FIELD	.917	11	11	82.0	24	22	0	2	0
	RIGHT FIELD	1.000	11	6	61.0	16	16	0	0	0
2021	LEFT FIELD	1.000	11	10	84.1	16	16	0	0	0
	CENTER FIELD	.667	4	3	24.0	3	2	0	1	0
	RIGHT FIELD	.963	22	14	135.0	27	24	2	1	0
2022	THIRD BASE	-	0	0	0.0	0	0	0	0	0
	LEFT FIELD	1.000	12	11	90.0	21	21	0	0	0
	CENTER FIELD	1.000	1	0	2.0	1	1	0	0	0
	RIGHT FIELD	.982	27	24	197.0	56	54	1	1	0
CAREER TOTALS (3B)		-	0	0	0.0	0	0	0	0	0
CAREER TOTALS (LF)		1.000	37	28	255.1	53	53	0	0	0
CAREER TOTALS (CF)		.893	16	14	108.0	28	25	0	3	0
CAREER TOTALS (RF)		.980	60	44	393.0	99	94	3	2	0

### CAREER TRANSACTIONS

**2014**: Signed by Toronto as IFA, July 2...**2018**: Acquired by San Diego with RHP **Jared Carkuff** from Toronto for IF **Yangervis Solarte**, Jan. 6...**2020**: Acquired by Kansas City with PTBNL (RHP **Dylan Coleman**) from San Diego for RHP **Trevor Rosenthal**, Aug. 29...**2022**: Placed on 10-day IL, right quad strain, May 9-June 24...placed on 10-day IL, left quad strain, July 22...transferred to 60-day IL, Aug. 4-Sept. 17.

# VINNIE PASQUANTINO



## VINNIE PASQUANTINO

#9 | IF

<b>B/T</b>	<b>HT/WT</b>	<b>BORN (OPENING DAY AGE)</b>	<b>SERVICE TIME</b>
L/L	6-4/255	Oct. 10, 1997 (25) in Richmond, Va.	101 days
<b>ACQUIRED</b>	<b>SIGNING SCOUT</b>	<b>OPTION YEARS USED</b>	
11th round, 2019 Draft	Jim Farr (Royals)	0/3	

### ROYAL RUNDOWN

- + Enters 2023 with 19-game on-base streak
- + 2021 High-A Central postseason All-Star
- + Royals Player of the Month Sept./Oct. 2022
- + 2019 MiLB.com Organization All-Star
- + AL Player of the Week for Aug. 8-14, 2022
- + 2019 Appalachian League postseason All-Star
- + 2021 Quad Cities Player of the Year
- + 2019 Burlington Player of the Year

YEAR	TEAM	G	AB	R	H	2B	3B	HR	RBI	BB	SO	SB	CS	AVG	OBP	SLG
2022	KC	72	258	25	76	10	0	10	26	35	34	1	0	.295	.383	.450

### CAREER HIGHLIGHTS

- + **Vinnie Pasquantino** made his Major League debut in **2022** and ranked among the top-five rookie leaders (min. 250 at-bats) in batting average (.295), on-base percentage (.383), slugging (.450) and OPS (.832).
- + Pasquantino hit .295 in **2022**, the 2nd-highest mark by a first-year player in Royals history (min. 250 at-bats), trailing **Mike Aviles**, who hit .325 in 2008.
- + His **2022** slashline (.295/.383/.450/.832) has been matched by only two first-year American League players (min. 250 at-bats) in the Wild Card Era (since 1995): **Yordan Alvarez** in 2019 and **José Abreu** in 2014.
- + In 246 career minor league games, he slashed .292/.382/.569, and earned Quad Cities Player of the Year honors in **2021** and Burlington Player of the Year in **2019**.

### 2022 HIGHLIGHTS

- + At the time he was promoted to the Majors on July 27, Pasquantino led Minor League Baseball with 70 RBI in 73 games, and among all of baseball—including the Majors—he trailed only **Pete Alonso** (72 RBI).
- + Pasquantino made his Major League debut on June 28, **2022** vs. Texas and recorded his 1st hit—a home run off **Michael Pineda**—in his 3rd game, on July 1, becoming the eighth Royal to have hit 1st hit be a HR.
- + He hit his 2nd homer in Game 1 of the July 11 doubleheader vs. Detroit's **Michael Pineda**, becoming the third Royal to hit his first 2 career HR vs. the same pitcher, following **Jim Rooker** (vs. **Jim Kaat** in 1969) and **Brandon Berger** (vs. **Mark Buehrle** in 2001).
- + Pasquantino was named American League Player of the Week for the period of Aug. 8-14, during which he slashed .455/.500/1.045 (10-for-22) with a league-best 4 HR...he led the league in slugging and total bases (23) and his 10 hits tied for the AL lead...he was the first Royals rookie to win AL Player of the Week honors since **Mike Aviles** July 28-Aug. 3, 2008.
- + He finished his rookie season with more walks (35) than strikeouts (34), and was one of only eight players in the Majors to do that in **2022** (min. 200 PA), and was the first Royal since **Alberto Callaspo** in 2009.
- + Pasquantino finished the season with a career-best 19-game on-base streak, which is tied for the 3rd-longest active run in the Majors entering **2023**, trailing only **Aaron Judge** (33) and **Shohei Ohtani** (23).

### CAREER HIGHS

HITS	RUNS
3 (4x), last 10/2/22 at CLE	2 (2x), last 8/14/22 vs. LAD
DOUBLES	RBI
1 (10x), last 9/25/22 vs. SEA	2 (8x), last 9/24/22 vs. SEA
TRIPLES	STOLEN BASES
-	1, 10/3/22 at CLE
HOME RUNS	WALKS
1 (10x), last 10/5/22 at CLE	2 (5x), last 9/20/22 vs. MIN

### STREAKS

HITTING	ON BASE
10 9/15/22 - 9/25/22	19 9/15/22 - 10/5/22*

\*active

### PASQUANTINO RANKS AMONG MLB ROOKIES IN 2022\*

	AVG	OBP	SLG	OPS
<b>TOTAL</b>	.295	.383	.450	.832
<b>RANK</b>	4th	2nd	5th	4th

\*min. 250 at-bats

### ACTIVE ON-BASE STREAKS ENTERING 2023

PLAYER (TEAM)	STREAK	DATES
1. Aaron Judge (NYY)	33	8/29/22-10/4/22
2. Shohei Ohtani (LAA)	23	9/11/22-10/5/22
<b>T3. Vinnie Pasquantino (KC)</b>	<b>19</b>	<b>9/15/22-10/5/22</b>
T3. Andrés Giménez (CLE)	19	9/14/22-10/5/22
5. Bobby Witt Jr. (KC)	17	9/16/22-10/5/22

### PLAYERS WITH MORE BB THAN K IN 2022\*

PLAYER (TEAM)	BB/K	PA
Juan Soto (WAS/SD)	135/96	664
Alex Bregman (HOU)	87/77	656
Steven Swanson (CLE)	62/60	638
Luis Arraez (MIN)	50/43	603
Yandy Díaz (TB)	78/60	558
Alejandro Kirk (TOR)	63/58	541
<b>Vinnie Pasquantino (KC)</b>	<b>35/34</b>	<b>298</b>
Michael Brantley (HOU)	31/30	277

\*min. 200 PA

## VINNIE PASQUANTINO (CONT.)

### 2022 HIGHLIGHTS (CONT.)

+ He homered in both games of Kansas City's Aug. 9 doubleheader vs. the White Sox, becoming the 13th player (17th instance) to homer in both games of a double dip and the first since **Whit Merrifield** in 2017.

+ Pasquantino was the Royals Player of the Month for September/October, during which he slashed .361/.449/.482 (30-for-83) and ranked 3rd in the Majors in batting average, trailing only **Bo Bichette** (.406) and **Aaron Judge** (.380).

+ Over his final 40 games from Aug. 4 through season's end, his .362 average (51-for-141) ranked 2nd in the Majors (min. 120 AB), trailing the Mets **Jeff McNeil** (.363), and his .442 on-base percentage trailed only **Aaron Judge** (.496)...among qualified players, Pasquantino's 12 strikeouts were 2nd fewest.

### MINOR LEAGUE HIGHLIGHTS

+ Pasquantino was named International League Player of the Month for May **2022**, during which he slashed .320/.393/.804 (31-for-97) and led the league with 12 HR, 35 RBI, 27 runs and in slugging and OPS.

+ At the time his contract was selected on July 27, **2022** he led Minor League Baseball with 70 RBI and ranked 3rd among Triple-A players in extra-base hits (36), and tied for 3rd in runs (52) and home runs (18).

+ In **2021**, he was named Quad Cities Player of the Year and a High-A Central postseason All-Star, and finished tied for 2nd among all minor league players in doubles (37) and 6th in extra-base hits (64).

+ Among Royals farmhands in **2021**, Pasquantino ranked 1st in doubles (37) and batting average (.300), 2nd in hits (131), 3rd in walks (64), tied for 4th in runs (79) and 5th in home runs (24).

+ Pasquantino was named Burlington Player of the Year in his **2019** pro debut, and led the Appalachian League in home runs (14), extra-base hits (33), total bases (125) and RBI (53) and ranked 2nd in slugging percentage (.592) and OPS (.962) and tied for 2nd in runs (43).

+ In **2019**, he was named an Appalachian League postseason All-Star and an MiLB.com Organization All-Star...he was also named Appalachian League Player of the Month for August.

+ In 6 playoff games in **2019**, he hit .385 (10-for-26).

### CAREER BATTING

YEAR	TEAM	G	AB	R	H	2B	3B	HR	RBI	SF	HB	BB	SO	SB	CS	AVG	OBP	SLG	OPS
<b>2019</b>	<b>Burlington (R)</b>	57	211	43	62	17	2	14	53	7	3	27	40	0	0	.294	.371	.592	.963
<b>2020</b>		Did not play (no minor league season)																	
<b>2021</b>	<b>Quad Cities (A+)</b>	61	237	44	69	20	3	13	42	2	4	33	38	4	0	.291	.384	.565	.949
	<b>NW Arkansas (AA)</b>	55	200	35	62	17	0	11	42	3	3	31	26	2	0	.310	.405	.560	.965
<b>2022</b>	<b>Omaha (AAA)</b>	73	264	52	73	17	2	18	70	6	3	40	39	3	1	.277	.371	.561	.932
	<b>KANSAS CITY</b>	72	258	25	76	10	0	10	26	2	3	35	34	1	0	.295	.383	.450	.833
<b>MINOR LEAGUE TOTALS</b>		<b>246</b>	<b>912</b>	<b>174</b>	<b>266</b>	<b>71</b>	<b>7</b>	<b>56</b>	<b>207</b>	<b>18</b>	<b>13</b>	<b>131</b>	<b>143</b>	<b>9</b>	<b>1</b>	<b>.292</b>	<b>.382</b>	<b>.569</b>	<b>.951</b>
<b>MAJOR LEAGUE TOTALS</b>		<b>72</b>	<b>258</b>	<b>25</b>	<b>76</b>	<b>10</b>	<b>0</b>	<b>10</b>	<b>26</b>	<b>2</b>	<b>3</b>	<b>35</b>	<b>34</b>	<b>1</b>	<b>0</b>	<b>.295</b>	<b>.383</b>	<b>.450</b>	<b>.833</b>

### CAREER FIELDING

YEAR	POSITION	PCT	G	GS	INN	TC	PO	A	E	DP
<b>2022</b>	<b>FIRST BASE</b>	.993	37	37	306.2	291	273	16	2	37
<b>CAREER TOTALS (1B)</b>		<b>.993</b>	<b>37</b>	<b>37</b>	<b>306.2</b>	<b>291</b>	<b>273</b>	<b>16</b>	<b>2</b>	<b>37</b>

### CAREER TRANSACTIONS

**2019:** Selected by Kansas City in the 11th round of the Draft (Jim Farr).

### ROYALS TO HR IN BOTH GAMES OF DH (17)

PLAYER	DATE/OPP
Lou Piniella+	4/20/69 vs. OAK
Bob Oliver+	6/16/69 vs. OAK
Ed Kirkpatrick	7/10/70 vs. CWS
Bob Oliver	7/24/70 at CLE
Bob Oliver	8/12/70 at BOS
Amos Otis	5/31/71 at BOS
Amos Otis	7/9/72 at CLE
John Mayberry	8/27/72 at NYY
Amos Otis	7/31/77 at CWS
Steve Balboni	7/2/84 at CLE
Frank White	7/27/84 at MIL
Bill Pecota	7/14/89 at NYY (2, 1)
Dean Palmer	9/11/98 vs. SEA
Eric Hosmer	8/16/13 at DET*
Salvador Perez	5/21/17 at MIN (1, 2)
Whit Merrifield	8/6/17 vs. SEA
<b>Vinnie Pasquantino+</b>	<b>8/9/22 vs. CWS</b>

\*day/night doubleheader +rookie

### MISCELLANEOUS NOTES

+ **Vincent Pasquantino** resides in Moseley, Va., with his fiancée, Ryann...the couple got engaged on Sept. 25, **2022**, after the Royals home finale in which they overcame a 9-run deficit to beat Seattle, 13-12.

+ He participated in Royals Rally **2023**.

+ Pasquantino played for Team Italy in the **2023** World Baseball Classic.

+ He played baseball for three seasons at Old Dominion University, where Manager **Matt Quattraro**, new teammate **Ryan Yarbrough** and Royals Second Assistant Athletic Trainer **Dave Iannicca** attended...as a sophomore in **2018**, Pasquantino matched a school record with a 6-for-6 game.

+ Pasquantino in **2018** slashed .298/.402/.560 with 15 HR and 53 RBI in 65 games as a junior at ODU.

+ He graduated from James River HS (Va.), where he hit .537 as a junior and earned First Team All-Region 61 South honors.

# SALVADOR PEREZ



## SALVADOR PEREZ #13 | C

<b>B/T</b>	<b>HT/WT</b>	<b>BORN (OPENING DAY AGE)</b>	<b>SERVICE TIME</b>
R/R	6-3/275	May 10, 1990 (32) in Valencia, Venezuela	11 years, 50 days
<b>ACQUIRED</b>	<b>SIGNING SCOUT</b>	<b>CONTRACT STATUS</b>	
Signed as IFA, 9/27/06	Juan Indriago (Royals)	signed through 2026	

### AWARDS & ACHIEVEMENTS

- + 2015 World Series Most Valuable Player
- + 4-time Silver Slugger Award winner
- + 7-time American League All-Star
- + Royals record-tying 48 HR in 2021
- + 5-time Rawlings Gold Glove winner
- + 223 career HR rank 2nd in Royals history
- + 2-time Royals Player of the Year
- + Royals 2021 Roberto Clemente nominee

YEAR	TEAM	G	AB	R	H	2B	3B	HR	RBI	BB	SO	SB	CS	AVG	OBP	SLG
2022	KC	114	445	48	113	23	1	23	76	18	109	0	0	.254	.292	.465
<b>CAREER (11 YRS)</b>		<b>1254</b>	<b>4752</b>	<b>539</b>	<b>1274</b>	<b>236</b>	<b>11</b>	<b>223</b>	<b>732</b>	<b>180</b>	<b>914</b>	<b>6</b>	<b>1</b>	<b>.268</b>	<b>.301</b>	<b>.463</b>

### CAREER HIGHLIGHTS

+ **Salvador Perez** is a seven-time All-Star, five-time Rawlings Gold Glove Award winner, a four-time Silver Slugger Award winner and a two-time Royals **Les Milgram** Player of the Year.

+ Perez was unanimously named the MVP of the **2015** World Series, becoming the seventh catcher to earn the honor and the first since Toronto's **Pat Borders** in 1992.

+ He enters the **2023** season among the Royals all-time leaders in home runs (223, 2nd), RBI (732, 7th), extra-base hits (470, 7th), total bases (2,201, 8th), doubles (236, 9th) and hits (1,274, 8th).

+ His 186 HR as a catcher rank 1st in the Majors since his debut in **2011**, ahead of **Yasmani Grandal** (159).

+ His 979 games started at catcher since **2013** rank 2nd in the Majors behind **Yadier Molina** (1,102).

+ His 27 catcher pickoffs lead the Majors since his **2011** debut, ahead of **Willson Contreras** (25).

+ Salvy's 187 career catcher caught stealings rank 1st among active catchers, ahead of **Kurt Suzuki** (165).

+ Perez matched a single-season Royals record with 48 HR in **2021**, tying **Jorge Soler's** 48 HR in 2019... he also matched **Vladimir Guerrero Jr.** for the Majors lead, becoming the first Royal to hold at least a share of the Majors lead in homers.

### 2022 HIGHLIGHTS

+ Salvy led the Royals with 23 HR and ranked 2nd on the team with 76 RBI in **2022**, despite missing 10 games from May 17-27 with a left thumb sprain, and 31 games from June 24-July 29 to undergo thumb surgery.

+ Perez won the **2022 Lou Gehrig** Award, presented annually to a Major League Baseball player who best exemplifies the giving character of the Hall of Famer.

+ He recorded at least 20 home runs for the sixth time in his career, matching **Mike Sweeney** for the 2nd-most 20-HR seasons in Royals history behind **George Brett** (8).

+ Perez ranked 5th in the American League with a .337 average (34-for-101) with runners in scoring position, trailing **Luis Arraez** (.366), **Jose Trevino** (.355), **Aaron Judge** (.346) and **Andrew Vaughn** (.339).

+ He hit safely in 20 consecutive home games from Aug. 12-Sept. 24, the longest home hit streak by a Royal since **Whit Merrifield** hit in 26 straight games at Kauffman Stadium from Aug. 25, 2018-April 10, 2019.

+ He threw out 9 of 28 would-be basestealers (32.1%) and his 67.9% stolen base rate tied for 2nd in the Majors (min. 50 games caught), behind only **J.T. Realmuto**.

### CAREER HIGHS

HITS	RUNS
5, 5/23/16 at MIN	3 (3x), last 9/28/21 vs. CLE
DOUBLES	RBI
2 (14x), last 4/24/22 at SEA	5 (4x), last 9/4/21 vs. CWS
TRIPLES	STOLEN BASES
1 (11x), last 6/8/22 vs. TOR	1 (6x), last 7/21/21 at MIL
HOME RUNS	WALKS
2 (14x), last 4/19/22 vs. MIN	2 (10x), last 8/18/22 at TB

### STREAKS

HIT STREAKS	ON-BASE STREAKS
17 8/22/12 - 9/13/12	17 8/22/12 - 9/13/12
12 6/5/14 - 6/18/14	16 6/1/14 - 6/18/14
12 5/13/16 - 5/27/16	16 9/2/21 - 9/18/21

### ROYALS SINGLE-SEASON HR RECORD

PLAYER (YEAR)	HR
<b>T1. Salvador Perez (2021)</b>	<b>48</b>
T1. Jorge Soler (2019)	48
3. Mike Moustakas (2017)	38
4. Steve Balboni (1985)	36

### ROYALS ALL-TIME HR LEADERS

PLAYER (YEARS)	HR
1. George Brett (1973-93)	317
<b>2. Salvador Perez (2011-22)</b>	<b>223</b>
3. Mike Sweeney (1995-07)	197

### MOST ALL-STAR SELECTIONS BY A ROYAL

PLAYER	ASG
1. George Brett	13
<b>2. Salvador Perez</b>	<b>7</b>
T3. Amos Otis	5
T3. Frank White	5
T3. Mike Sweeney	5

### CAREER WALK OFFS (8)

DATE/OPPONENT	PLAY/PITCHER (INN.)
+ 9/15/12 vs. LAA	solo HR off Frieri (9th)
+ 7/7/16 vs. SEA	2B off Cishek (9th)
+ 9/14/18 vs. MIN	GS off Hildenberger (9th)
+ 9/27/18 vs. CLE	1B off Ramirez (10th)
+ 4/17/21 vs. TOR (G2)	solo HR off Payamps (7th)
+ 4/21/21 vs. TB	1B off Castillo (9th)
+ 7/6/21 vs. CIN	1B off Garrett (9th)
+ 9/7/22 vs. CLE	SF off Clase (9th)



## SALVADOR PEREZ (CONT.)

### ADDITIONAL AWARDS & ACHIEVEMENTS

- + 2-time All-MLB First Team Catcher (2020-21)
- + 2021 Luis Aparicio Award winner (best Venezuelan player)
- + 2020 MLB Comeback Player of the Year
- + 2018 MLBPAA Royals Heath & Hustle Award winner
- + 3-time participant in WBC (2013, 2017, 2023 w/Venezuela)
- + 2014 MLB Japanese All-Star Tournament participant
- + 2012 Venezuelan Winter League Rookie of the Year
- + First MLB HR: 8/29/11 at DET (Max Scherzer)
- + First MLB hit: 8/10/11 at TB (Wade Davis)
- + 2011 Texas League midseason/postseason All-Star
- + 2010 Carolina League midseason All-Star
- + 2009 Royals Frank White Defensive Player of the Year

### 2022 HIGHLIGHTS (CONT.)

+ On April 22 at Seattle, he became the first player in the 23-year history of T-Mobile Park to homer in 5 consecutive games there, a streak that began on Aug. 25, **2021**.

+ In his final game of the season, Oct. 1 at Cleveland, Salvy went 4-for-4 to mark his 10th career 4-hit game...his final hit was a solo HR in the 7th, which marked the 1,274th hit of his career, passing **Billy Butler** (1,273) for sole possession of 8th place in Royals history.

### ADDITIONAL CAREER HIGHLIGHTS

+ Salvy recorded a single-season franchise-record tying 48 home runs in **2021**, matching **Jorge Soler's** home run total from the 2019 season.

+ Perez led the Majors with 121 RBI in **2021**, becoming the second Royal to lead the Majors in RBI, joining **Hal McRae**, who had 133 in 1982.

+ In **2021**, he became the sixth different player in 30 seasons to lead the Majors in both HR and RBI, following **Giancarlo Stanton** (2017), **Chris Davis** (2013), **Miguel Cabrera** (2012), **Ryan Howard** (2006, 2008) and **Alex Rodríguez** (2002, 2007).

+ He was an All-Star and an All-MLB First Team selection at catcher in **2021**, and finished 7th in the American League MVP Award balloting.

+ He was named an American League All-Star in **2021** for the seventh time and was the starting catcher for the sixth time...he was the fourth Royal to participate in the Home Run Derby and hit a club record 28 HR in the 1st round, the most by a catcher in a single HR Derby.

+ Perez was named the **2021 Luis Aparicio** Award winner, given annually to the Venezuelan player with the best overall season.

+ Salvy in **2021** was one of seven American League finalists for the **Hank Aaron** Award, which honors the top offensive player in each league.

+ Perez played in a career-high 161 games in **2021**, including a Majors-most 120 starts at catcher, matching Hall of Famer **Ted Simmons** (1973) for the most games by a primary catcher in a single season.

+ His 48 HR in **2021** were the most in a single season by a player who caught 75% of his games, 3 more than the previous high set by **Johnny Bench**, who hit 45 HR in 1970...Salvy's 33 HR as a catcher (vs. 15 as a DH) were 2 shy of **Iván Rodríguez's** American League record of 35 HR as a catcher in 1999.

+ Salvy's 121 RBI in **2021** were the most by a player who caught at least 75% of his games since **Mike Piazza** had 124 RBI in 1999 and were the 5th most ever by an American League catcher, behind **Yogi Berra** (125 in 1954 and 124 in 1950), **Rudy York** (126 in 1938) and **Bill Dickey** (133 in 1937).

+ His 337 total bases in **2021** were the 3rd most by a primary catcher in Major League history, behind **Mike Piazza** (355) in 1997 and **Johnny Bench** (355) in 1970.

+ He hit 27 HR after the All-Star break in **2021**, the most post-break homers in the Majors that year and the most post-break HR in Royals history.

### MLB LEADERS IN HR & RBI, LAST 30 YEARS

PLAYER (YEAR)	HR/RBI
<b>Salvador Perez (2021)</b>	<b>48/121</b>
Giancarlo Stanton (2017)	59/132
Chris Davis (2013)	53/138
Miguel Cabrera (2012)	44/139
Ryan Howard (2008)	48/146
Álex Rodríguez (2007)	54/156
Ryan Howard (2006)	58/149
Álex Rodríguez (2002)	57/142

### MOST HR IN A SEASON BY CATCHER\*

PLAYER (YEAR)	HR
<b>Salvador Perez (2021)</b>	<b>48</b>
Johnny Bench (1970)	45

\*min. 75% games at catcher

### MOST ROYALS PLAYER OF THE MONTH AWARDS\*

PLAYER	AWARDS
T1. Alex Gordon	13
T1. Mike Sweeney	13
3. Eric Hosmer	11
4. Billy Butler	8
<b>T5. Salvador Perez</b>	<b>6</b>
T5. Johnny Damon	6
T5. Whit Merrifield	6

\*Award was first established in 1995

### MOST CONSECUTIVE GAMES WITH A HR IN ROYALS HISTORY

PLAYER	GAMES	DATES
<b>T1. Salvador Perez</b>	<b>5</b>	<b>Aug. 25-29, 2021</b>
T1. Mike Sweeney	5	June 25-29, 2002
<b>T3. Salvador Perez</b>	<b>4</b>	<b>April 6-9, 2017</b>
T3. 15 others	4	

### ADDITIONAL CAREER HIGHLIGHTS (CONT.)

+ Salvy led the Majors with 68 RBI after the All-Star break in **2021**, 3rd most in Royals history behind **Dean Palmer's** 70 RBI in 1998 and **George Brett's** 77 in 1980.

+ He homered in 5 consecutive games from Aug. 25-29, **2021**, matching **Mike Sweeney's** franchise record.

+ Perez hit 27 home runs at Kauffman Stadium in **2021**, setting a single-season record, besting the previous mark of 21 shared by **Jorge Soler** (2019), **Dean Palmer** (1998) and **Chili Davis** (1997).

+ Salvy had 6 multi-HR games in **2021**, matching **Joey Gallo**, **Aaron Judge** and **Kyle Schwarber** for the most such games in the Majors, while setting a Royals single-season record.

+ He hit grand slams in consecutive games in Seattle on Aug. 26-27, **2021**, becoming the third catcher in history to do so, according to **Elias**, joining **Mike Piazza** (April 9-10, 1998) and **Bill Dickey** (Aug. 3-4, 1937)...he was the first American League player to turn the trick since **Jorge Posada** on June 12-13, 2010...Posada was the DH in the first game and caught the second.

## SALVADOR PEREZ (CONT.)

### ADDITIONAL CAREER HIGHLIGHTS (CONT.)

+ He threw out 16 of 39 would-be basestealers in **2021** (41.0%), the best rate in the Majors among qualified catchers, and his 16 caught stealings ranked 2nd in the American League.

+ Salvy led the Majors with 12 HR and 28 RBI in August **2021**...his 12 HR matched the franchise record for any calendar month, a mark he now shares with **Chili Davis** (August 1997) and **John Mayberry** (July 1975).

+ He hit 8 HR over a 10-game road trip from Aug. 20-29, **2021**, setting a new club record for any trip, according to *Elias*, while becoming the first in the Majors to hit 8 HR over a single trip since **Ryan Zimmerman** in 2013.

+ Perez hit a walk-off HR in the 7th inning on April 12, **2021** vs. Toronto (Game 2), the first walk-off HR in the 7th inning by an American League player since at least 1916.

+ He hit a go-ahead, 2-run HR in the 7th inning on April 18, **2021** vs. Toronto, becoming the first Royal to hit a go-ahead HR in the 7th or later in consecutive games, according to *Elias*, and the first in the Majors since Baltimore's **Chris Davis** on Sept. 22-23, 2019.

+ Salvy hit his 48th and final HR of the **2021** season on Sept. 29, matching **Jorge Soler's** franchise record...following that HR, he was injured heading into the dugout and left the game with a right ankle sprain...he went 1-for-14 (.071) over the final 4 games.

+ In **2021**, he was one of 32 players to reach 10 years of service time.

+ Perez was named MLB Comeback Player of the Year in **2020**, after setting career highs in batting average (.333) and slugging percentage (.633), which marked the 2nd-highest slugging percentage in club history (min. 150 PA) behind **George Brett** (.664) in his 1980 American League MVP season.

+ Salvy was named a Silver Slugger Award winner for the third time in **2020** and was also an All-MLB First Team selection at catcher.

+ He was named Royals **Les Milgram** Player of the Year in **2020**, as voted on by the Kansas City Chapter of the BBWAA.

+ Perez missed 20 games in **2020** due to swelling in his left eye and was on the IL from Aug. 21-Sept. 11... he also missed 10 days of Summer Camp due to a stint on the IL.

+ Despite playing in only 37 games in **2020**, he led the team in HR (11) and go-ahead RBI (8) and ranked 2nd in RBI (32) and extra-base hits (23).

+ His 11 HR in **2020** were tied for the 3rd most by a player who appeared in 37 games or fewer, trailing **Frank Thomas**, who hit 12 HR in 34 games in 2005 while battling multiple injuries, and **Ted Williams**, who hit 13 HR in 37 games in 1953, when he missed most of the season serving in the Korean War.

+ All 11 of his HR in **2020** came as a catcher, matching **J.T. Realmuto** for most in the Majors at the position.

+ He missed the entire **2019** season after suffering a partial tear of his ulnar collateral ligament during Spring Training...**Dr. Neal ElAttrache** performed Tommy John Surgery on March 6 in Los Angeles.

+ Perez missed the first 20 games of the **2018** season due to a sprained MCL, but matched a then-career high with 27 HR and 80 RBI.

+ He was named an American League Silver Slugger Award winner at catcher for the second time.

### CATCHERS TO WIN GOLD GLOVE & SLIVER SLUGGER IN SAME SEASON, MULTIPLE TIMES

PLAYER	SEASONS
Iván Rodríguez	7
Joe Mauer	3
<b>Salvador Perez</b>	<b>2</b>
Gary Carter	2
Benito Santiago	2
Lance Parrish	2

### ADDITIONAL CAREER HIGHLIGHTS (CONT.)

+ Perez was named an American League All-Star in **2018** for the sixth consecutive season and started at catcher for the fifth straight year, joining **George Brett** (1976-79, 1981-85) as the only Royals to start at least five straight All-Star Games.

+ In **2018**, he became the first catcher to start at least five consecutive All-Star Games since **Iván Rodríguez** started in nine straight from 1993-2001...Salvy was one of five players to be named an All-Star in all six seasons from 2013-18, along with **Paul Goldschmidt**, **Chris Sale**, **Max Scherzer** and **Mike Trout**.

+ In **2018**, he became the sixth catcher to earn a *Rawlings* Gold Glove and a Silver Slugger Award in the same season multiple times, joining **Iván Rodríguez** (7), **Joe Mauer** (3), **Gary Carter** (2), **Benito Santiago** (2) and **Lance Parrish** (2).

+ He threw out 24 would-be basestealers in 51 attempts in **2018** (47.1%), which tied for 2nd most in the Majors behind **Jonathan Lucroy** (28).

+ He held opponents to a 52.9% stolen base success rate in **2018**, the best in the Majors and the best in Royals history, breaking **Darrell Porter's** previous mark of 56.1% in 1979...it was the best mark in the Majors since 2007, when **Joe Mauer** had a 52.5% rate and **Yadier Molina** had a 50.0% rate.

+ On May 10, **2018**—his 28th birthday—Salvy hit a grand slam in the 1st inning to give the Royals a 4-0 lead before an out was recorded...he became the second Royal to hit a slam on his birthday, joining **Mike Sweeney** in 2004.

+ On Sept. 14, **2018** vs. Minnesota, Salvy hit the sixth walk-off grand slam in franchise history as part of a career-high-tying 5 RBI game.

+ He hit 27 HR in **2017**, including 24 as a catcher, breaking his own franchise record of 21 (2015 and 2016) while ranking 3rd in the Majors, trailing **Gary Sánchez** (27) and **Mike Zunino** (25).

+ On May 21, **2017** at Target Field, he matched the franchise record with 3 HR during a doubleheader, including 2 in the nightcap...he tied **Bill Pecota**, who hit 3 HR in a doubleheader on July 14, 1989 at Yankee Stadium.

+ He was selected to his fourth straight All-Star Game in **2016** and hit a go-ahead, 2-run HR in the 2nd inning off his former teammate, **Johnny Cueto**.

+ Salvy received a Major League—most 4,965,838 All-Star Game votes in **2016**, becoming the first Royal to lead the Majors in All-Star voting since **George Brett** in 1981.

+ He won his fourth straight *Rawlings* Gold Glove Award in **2016** and was named the American League's Silver Slugger Award winner at catcher, becoming the first player in Royals history to win the award at that position.

+ In **2016**, he led the Majors by throwing out 48.1% of would-be basestealers (30 of 70).

## SALVADOR PEREZ (CONT.)

### ADDITIONAL CAREER HIGHLIGHTS (CONT.)

+ On May 23, 2016 at Minnesota, he went 5-for-5 to become the second Royals catcher with a 5-hit game, joining **Darrell Porter** on June 4, 1978 vs. the White Sox.

+ In 2015, Perez led American League catchers in hits (137), doubles (25) and ranked 3rd in HR (21) and RBI (70)...he was selected to his third straight All-Star Game and earned his third straight *Rawlings* Gold Glove Award.

+ In 2014, Salvy started a franchise record 143 games at catcher, the most in the Majors since **Russell Martin** started 149 games behind the plate in 2008.

+ Including his 15 postseason games in 2014, Salvy caught 161 games that year, the most in one season in Major League history, besting the previous mark of 158 shared by **Jorge Posada** in 2000 and **Darren Daulton** in 1993.

+ Perez was named an All-Star for the first time in 2013 and recorded a hit in the 7th inning of the Game to become the first Royal with a hit in the Midsummer Classic since **Bo Jackson** in 1989.

+ He earned his first *Rawlings* Gold Glove Award in 2013, becoming the first catcher in Royals history to earn the honor...he led American League catchers by throwing out 23 would-be basestealers.

+ Salvy missed the first 10 weeks of the 2012 season while recovering from left knee surgery...after making his season debut on June 22, he led American League catchers (min. 70 games) in batting average (.301), hits (87), runs (38) and doubles (16).

+ He made his Major League debut on Aug. 10, 2011 at Tampa Bay, where he recorded his 1st hit off **Wade Davis** and picked off two baserunners.

### MINOR LEAGUE HIGHLIGHTS

+ Salvy was named the Venezuelan League Rookie of the Year in 2012, after batting .371 (49-for-132) with 10 doubles, 8 HR and 39 RBI in 32 games.

+ He was named the "Best Defensive Catcher" in the organization by *Baseball America* entering the 2009, 2010 and 2011 seasons, and was named the organization's **Frank White** Defensive Player of the Year in 2009.

### POSTSEASON HIGHLIGHTS

+ Salvy started all 31 Royals postseason games at catcher from 2014-15...his 5 career postseason HR rank 3rd in Royals history behind **George Brett** (10) and **Mike Moustakas** (6).

+ In 12 career World Series games, he's hit .348 (16-for-46) with 3 doubles, 1 HR and 6 RBI, and has hit safely in 10 of those 12 games.

+ Perez was unanimously named the 2015 World Series MVP, after batting .364 (8-for-22) with 2 doubles and 2 RBI, including a 4-hit effort in Game 4... he was the seventh catcher to win World Series MVP honors and the first since Toronto's **Pat Borders** in 1992...he was also the second Venezuelan-born player to earn World Series MVP, following **Pablo Sandoval** in 2012.

+ He hit 4 HR during the 2015 postseason, matching the 2nd-most HR by a catcher in a single postseason, trailing only **Sandy Alomar Jr.'s** 5 HR in 1997.

+ Salvy batted .333 (8-for-24) during the 2014 World Series, including a HR off World Series MVP **Madison Bumgarner** in Game 1, the only run he allowed over 21.0 innings in the Fall Classic that year.

### POSTSEASON HIGHLIGHTS (CONT.)

+ He recorded the 3rd walk-off hit in Royals postseason history in the 2014 Wild Card Game vs. Oakland, a game-winning single in the 12th inning of a 9-8 win.

### WORLD BASEBALL CLASSIC HIGHLIGHTS

+ Perez played for Team Venezuela for a third time during the 2023 World Baseball Classic.

+ Salvy represented Team Venezuela in the 2017 World Baseball Classic and went 2-for-7 in 2 games with 1 double and 1 HR, before suffering a knee injury that forced him to miss the rest of the tournament.

+ He went 1-for-5 with a double in 2 games with Team Venezuela during the 2013 World Baseball Classic.

### MISCELLANEOUS NOTES

+ Salvador Perez resides in Weston, Fla. with his wife, Maria Gabriela, sons, Salvador Jr. and Johan, and daughter, Paulina.

+ He participated in Royals FanFest 2010-20...he also participated in a calendar shoot for Braden's Hope for childhood cancer research, the annual Gloves for Kids fundraiser and events at the Guadalupe Center in Kansas City...he appears at the annual Diamond of Dreams events, has donated items for the Royals Charities Broadcast Auction and has met with kids during batting practice as part of the Dream Factory.

+ Perez has volunteered at events at the Kansas City Urban Youth Academy.

+ He was the Royals **Roberto Clemente** Award nominee in 2021.

+ Salvy became a United States citizen during a naturalization ceremony at Royals FanFest on Jan. 25, 2020.

+ He played for the Major League All-Stars in their Tour of Japan in November 2014.

### CAREER HR HIGHLIGHTS

#### MULTI-HR GAMES (14) PITCHER(S)

+ 8/28/13 at MIN (2)	Andrew Albers & Casey Fien
+ 8/27/16 at BOS (2)	David Price & Robbie Ross
+ 5/21/17 at MIN (G2) (2)	Phil Hughes & Adalberto Mejia
+ 9/6/17 at DET (2)	Matthew Boyd & Zac Reinger
+ 8/15/18 vs. TOR (2)	Marco Estrada
+ 9/23/20 vs. STL (2)	Carlos Martinez
+ 6/1/21 vs. PIT (2)	Wil Crowe & Chasen Shreve
+ 6/3/21 vs. MIN (2)	J.A. Happ
+ 6/11/21 at OAK (2)	Cole Irvin & Jake Diekman
+ 8/10/21 vs. NYY (2)	Nestor Cortes
+ 8/20/21 at CHC (2)	Zach Davies
+ 9/4/21 vs. CWS (2)	Reynaldo López & Michael Kopech
+ 4/12/22 at STL (2)	Dakota Hudson & Génesis Cabrera
+ 4/19/22 vs. MIN (2)	Chris Archer & Tyler Duffey

#### WALK OFF HR (3) PITCHER (INN.)

+ 9/15/12 vs. LAA	Ernesto Frieri (9th)
+ 9/14/18 vs. MIN	Trevor Hildenberger (9th)
+ 4/17/21 vs. TOR (G2)	Joel Payamps (7th)

#### GRAND SLAMS (5) PITCHER (INN.)

+ 6/21/17 vs. BOS	Robby Scott (8th)
+ 5/10/18 at BAL	Chris Tillman (1st)
+ 9/14/18 vs. MIN	Trevor Hildenberger (9th)
+ 8/26/21 at SEA	Joe Smith (6th)
+ 8/27/21 at SEA	Logan Gilbert (4th)

# SALVADOR PEREZ (CONT.)

CAREER BATTING																			
YEAR	TEAM	G	AB	R	H	2B	3B	HR	RBI	SF	HB	BB	SO	SB	CS	AVG	OBP	SLG	OPS
2007	Surprise (R)	30	86	10	21	3	0	0	10	1	5	5	10	1	1	.244	.320	.279	.599
2008	Burlington (R)	13	40	4	13	0	1	0	10	1	1	5	5	0	0	.325	.404	.375	.779
	Idaho Falls (R)	12	43	7	17	3	1	1	6	1	0	2	5	0	1	.395	.413	.581	.994
2009	Idaho Falls (R)	59	233	35	72	14	3	2	38	5	1	19	25	0	1	.309	.357	.421	.778
	Burlington (A)	36	127	10	24	6	0	0	7	1	1	6	15	0	1	.189	.230	.236	.466
2010	Wilmington (A+)	99	365	35	106	21	1	7	53	9	3	18	38	1	1	.290	.322	.411	.733
2011	NW Ark. (AA)	79	286	35	81	14	0	9	43	1	4	16	30	0	1	.283	.329	.427	.756
	Omaha (AAA)	12	48	5	16	5	0	1	10	0	1	0	6	0	0	.333	.347	.500	.847
	KANSAS CITY	39	148	20	49	8	2	3	21	2	1	7	20	0	0	.331	.361	.473	.834
2012	Omaha (AAA)*	12	50	11	17	2	0	0	7	0	0	2	5	0	0	.340	.365	.380	.745
	KANSAS CITY	76	289	38	87	16	0	11	39	3	1	12	27	0	0	.301	.328	.471	.799
2013	KANSAS CITY	138	496	48	145	25	3	13	79	5	4	21	63	0	0	.292	.323	.433	.756
2014	KANSAS CITY	150	578	57	150	28	2	17	70	3	3	22	85	1	0	.260	.289	.403	.692
2015	KANSAS CITY	142	531	52	138	25	0	21	70	5	4	13	82	1	0	.260	.280	.426	.706
2016	KANSAS CITY	139	514	57	127	28	2	22	64	2	8	22	119	0	0	.247	.288	.438	.726
2017	KANSAS CITY	129	471	57	126	24	1	27	80	5	5	17	95	1	0	.268	.297	.495	.792
2018	NW Ark. (AA)*	3	9	1	3	0	0	1	3	1	1	0	2	0	0	.333	.364	.667	1.031
	Omaha (AAA)*	4	15	3	6	2	0	1	3	0	0	0	0	0	0	.400	.400	.733	1.133
	KANSAS CITY	129	510	52	120	23	0	27	80	5	12	17	108	1	1	.235	.274	.439	.713
2019	KANSAS CITY	Did not play (injured)																	
2020	KANSAS CITY	37	150	22	50	12	0	11	32	1	2	3	36	1	0	.333	.353	.633	.986
2021	KANSAS CITY	161	620	88	169	24	0	<b>48</b>	<b>121</b>	4	13	28	170	1	0	.273	.316	.544	.860
2022	Omaha (AAA)*	3	8	1	4	1	0	0	0	0	0	1	3	0	0	.500	.556	.625	1.181
	KANSAS CITY	114	445	48	113	23	1	23	76	3	7	18	109	0	0	.254	.292	.465	.757
MINOR LEAGUE TOTALS		<b>362</b>	<b>1310</b>	<b>157</b>	<b>380</b>	<b>71</b>	<b>6</b>	<b>22</b>	<b>190</b>	<b>20</b>	<b>17</b>	<b>74</b>	<b>144</b>	<b>2</b>	<b>6</b>	<b>.290</b>	<b>.331</b>	<b>.404</b>	<b>.735</b>
MAJOR LEAGUE TOTALS		<b>1254</b>	<b>4752</b>	<b>539</b>	<b>1274</b>	<b>236</b>	<b>11</b>	<b>223</b>	<b>732</b>	<b>38</b>	<b>60</b>	<b>180</b>	<b>914</b>	<b>6</b>	<b>1</b>	<b>.268</b>	<b>.301</b>	<b>.463</b>	<b>.764</b>

MLB leaders in **bold**. Tied for MLB lead in *italics*. \*Minor league injury rehab

CAREER FIELDING																
YEAR	POSITION	PCT	G	GS	INN	TC	PO	A	E	DP	PB	SB	CS	CS%		
2011	CATCHER	.990	39	39	338.2	314	290	21	3	2	2	26	7	21.2%		
2012	CATCHER	.993	74	74	653.2	579	522	53	4	4	3	25	18	41.9%		
2013	CATCHER	.993	137	126	1115.1	1008	930	71	7	4	3	46	25	35.2%		
	FIRST BASE	.667	1	1	9.0	3	2	0	1	0	-	-	-	-		
2014	CATCHER	.992	146	143	1248.2	1118	1037	72	9	5	5	57	25	30.5%		
2015	CATCHER	.996	139	137	1192.1	1068	974	90	4	10	4	66	29	30.5%		
	FIRST BASE	1.000	1	0	3.0	2	2	0	0	1	-	-	-	-		
2016	CATCHER	.996	128	128	1105.2	1070	989	77	4	4	5	40	37	48.1%		
	FIRST BASE	1.000	1	0	3.0	3	3	0	0	0	-	-	-	-		
2017	CATCHER	.994	115	113	941.2	835	784	46	5	3	3	54	20	27.0%		
2018	CATCHER	1.000	96	96	831.0	759	690	69	0	11	4	27	25	48.1%		
	FIRST BASE	1.000	3	2	21.1	26	25	1	0	2	-	-	-	-		
2019	Did not play (injured)															
2020	CATCHER	1.000	34	33	274.0	301	295	6	0	1	0	8	3	27.3%		
	FIRST BASE	1.000	3	1	15.0	15	15	0	0	4	-	-	-	-		
2021	CATCHER	.998	124	120	1002.2	1038	975	61	2	12	1	23	18	43.9%		
2022	CATCHER	.995	77	74	621.2	581	548	30	3	3	1	19	9	32.1%		
CAREER TOTALS (C)		.995	1109	1083	9326.1	8671	8034	596	41	59	31	391	187	32.4		
CAREER TOTALS (1B)		.980	9	4	51.1	49	47	1	1	7	-	-	-	-		

## CAREER TRANSACTIONS

**2006:** Signed by Royals as IFA, Oct. 10 (Juan Indriago)...**2012:** Signed by Royals to five-year contract, Feb. 27... Placed on 60-day IL, surgery on torn meniscus in left knee, March 20-June 22...**2013:** Placed on Bereavement/Family Emergency List, May 26-June 4...Placed on Restricted List, June 2-4...Placed on 7-day Concussion IL, Aug. 4-11...**2016:** Signed by Royals to a five-year contract, March 1...**2017:** Placed on 10-day IL, right intercostal strain, Aug. 6-22...**2018:** Placed on 10-day IL, left knee sprain, March 29-April 24...Placed on 10-day IL, left elbow impingement, Aug. 26-Sept. 17...**2019:** Placed on 60-day IL, right elbow surgery, March 13-Nov. 11...**2020:** Placed on 10-day IL, July 4-14...Placed on 10-day IL, swelling of left eye, Aug. 21-Sept. 11...**2021:** Signed by Royals to a four-year contract extension, March 21...**2022:** Placed on 10-day IL, sprained left thumb, May 17-28...placed on 10-day IL, torn ligament, left thumb, June 24-July 29.

## SALVADOR PEREZ (CONT.)

### POSTSEASON BATTING

YEAR	SERIES	TEAM/OPP	G	AB	R	H	2B	3B	HR	RBI	S	SF	HBP	BB	SO	SB	CS	AVG	OBP	SLG
2014	ALWC	KC vs. OAK	1	6	0	1	0	0	0	1	0	0	0	0	2	0	0	.167	.167	.167
	ALDS	KC vs. LAA	3	13	0	2	0	0	0	1	0	0	0	0	4	0	0	.154	.154	.154
	ALCS	KC vs. BAL	4	15	1	1	0	0	0	0	0	0	0	1	2	0	0	.067	.125	.067
	WS	KC vs. SF	7	24	3	8	1	0	1	4	0	0	1	0	2	0	0	.333	.360	.500
2015	ALDS	KC vs. HOU	5	14	3	4	0	0	2	4	0	0	2	2	3	0	0	.286	.444	.714
	ALCS	KC vs. TOR	6	22	4	3	1	0	2	2	0	0	0	1	4	0	0	.136	.174	.455
	WS	KC vs. NYM	5	22	3	8	2	0	0	2	0	0	0	1	2	0	0	.364	.391	.455
<b>POSTSEASON TOTALS</b>			31	116	14	27	4	0	5	14	0	0	3	5	19	0	0	.233	.282	.397

### ALL-STAR GAME BATTING

YEAR	TEAM	SITE	G	AB	R	H	2B	3B	HR	RBI	S	SF	HBP	BB	SO	SB	CS	AVG	OBP	SLG
2013	AL	NYM	1	1	1	1	0	0	0	0	0	0	0	0	0	0	0	1.000	1.000	1.000
2014	AL	MIN	1	1	0	0	0	0	0	0	0	0	0	0	0	0	0	.000	.000	.000
2015	AL	CIN	1	2	0	0	0	0	0	0	0	0	0	2	0	0	0	.000	.000	.000
2016	AL	SD	1	2	1	1	0	0	1	2	0	0	0	0	0	0	0	.500	.500	2.000
2017	AL	MIA	1	2	0	0	0	0	0	0	0	0	0	0	0	0	0	.000	.000	.000
2018	AL	WAS	1	2	0	0	0	0	0	0	0	0	0	2	0	0	0	.000	.000	.000
2021	AL	COL	1	2	0	0	0	0	0	0	0	0	0	2	0	0	0	.000	.000	.000
<b>ASG TOTALS</b>			7	12	2	2	0	0	1	2	0	0	0	0	6	0	0	.167	.167	.417

### WORLD BASEBALL CLASSIC BATTING

YEAR	TEAM	G	AB	R	H	2B	3B	HR	RBI	S	SF	HBP	BB	SO	SB	CS	AVG	OBP	SLG
2013	VENEZUELA	2	5	1	1	1	0	0	0	0	0	0	0	1	0	0	.200	.200	.400
2017	VENEZUELA	2	7	2	2	1	0	1	2	0	0	0	1	0	0	0	.286	.375	.857
<b>WBC TOTALS</b>			4	12	3	3	2	0	1	2	0	0	0	1	1	0	.250	.308	.667

### LONGEST ROYALS HOME RUNS (SINCE 2015)

Rank	Name	Date	Opponent	Pitcher	Field	Distance (ft.)
1.	Brandon Moss	July 1, 2017 (GI)	vs. Minnesota	Berrios	Center	474
2.	Kendrys Morales	Aug. 25, 2015	vs. Baltimore	M. Gonzalez	Right-Center	469
3.	Jorge Soler	Aug. 3, 2019	at Minnesota	Gibson	Left	465
4.	Adalberto Mondesi	June 18, 2021	vs. Boston	Pivetta	Right	464
	Jorge Soler	May 14, 2017	vs. Baltimore	Bleier	Center	464
6.	Jorge Soler	June 15, 2019	at Minnesota	Odorizzi	Left	462
7.	<b>Salvador Perez</b>	<b>May 4, 2021</b>	<b>vs. Cleveland</b>	<b>Hentges</b>	<b>Center</b>	<b>460</b>
8.	<b>Salvador Perez</b>	<b>April 17, 2021</b>	<b>vs. Toronto</b>	<b>Payamps</b>	<b>Center</b>	<b>459</b>
	Kendrys Morales	Aug. 7, 2016	vs. Toronto	Cecil	Center	459
10.	Michael A. Taylor	April 3, 2021	vs. Texas	Arihara	Center	458
	Adalberto Mondesi	Sept. 7, 2020	at Cleveland	Plesac	Right	458
	Eric Hosmer	May 5, 2017	vs. Cleveland	Salazar	Center	458
	Lorenzo Cain	Sept. 2, 2015	vs. Detroit	Wolf	Left-Center	458
14.	<b>Salvador Perez</b>	<b>June 3, 2021</b>	<b>vs. Minnesota</b>	<b>Happ</b>	<b>Center</b>	<b>456</b>
	Brandon Moss	May 12, 2017	vs. Baltimore	Bundy	Right-Center	456
16.	Alex Gordon	April 28, 2015	at Cleveland	Bauer	Right	455
17.	<b>Salvador Perez</b>	<b>Aug. 5, 2022</b>	<b>vs. Boston</b>	<b>Winckowski</b>	<b>Left</b>	<b>454</b>
	<b>Salvador Perez</b>	<b>July 25, 2021</b>	<b>vs. Detroit</b>	<b>Skubal</b>	<b>Left-Center</b>	<b>454</b>
	Alex Gordon	Aug. 8, 2019	at Detroit	Cisnero	Center	454
	Jorge Soler	April 10, 2019	vs. Seattle	Kikuchi	Left-Center	454
	<b>Salvador Perez</b>	<b>Aug. 24, 2018</b>	<b>vs. Cleveland</b>	<b>Clevinger</b>	<b>Center</b>	<b>454</b>
	<b>Salvador Perez</b>	<b>Aug. 15, 2015</b>	<b>vs. LA Angels</b>	<b>Shoemaker</b>	<b>Left-Center</b>	<b>454</b>





LOGAN PORTER

#98 | C

NON-ROSTER INVITEE

B/T	HT/WT	BORN (OPENING DAY AGE)	SERVICE TIME
R/R	6-0/205	July 12, 1995 (27) in Phoenix, Ariz.	0 days
ACQUIRED	SIGNING SCOUT	OPTION YEARS USED	
Signed as UD FA, 6/21/18	Ken Muñoz (Royals)	0/3	

ROYAL RUNDOWN

- + ML Spring Training invitee 2022-23
- + 2021 High-A Central postseason All-Star
- + 2022 MiLB Organization All-Star (1B)
- + 2019 Appalachian League postseason All-Star

CAREER HIGHLIGHTS

+ **Logan Porter** was named a High-A Central postseason All-Star at catcher in **2021** after playing in 77 games and posting an .819 OPS with Quad Cities...batted .241 (62-for-257) with 10 doubles, 1 triple, 14 home runs, 45 RBI and 45 walks.

+ In **2021**, he started 43 of 44 games he played at catcher while also playing in 23 games at first base and one at third, finishing with a .992 fielding percentage between all three positions.

+ Porter in **2021** was one of five players in Minor League Baseball to play in fewer than 80 games but record at least 45 walks and RBI.

+ Went 2-for-4 with a walk and RBI in the **2021** High-A Central clinching Game 5 vs. Cedar Rapids.

+ Led the Appalachian League in batting average (.352) in **2019**, as well as on-base percentage (.481), slugging percentage (.648) and OPS (1.130), and ranked tied for 4th in walks (31) and tied for 6th in home runs (9).

+ Named an Appalachian League postseason All-Star and earned MiLB.com Appalachian League Player of the Month for July **2019**, in which he hit .382 (29-for-76) with 6 homers and 17 RBI in 24 games.

+ In **2018**, he led Surprise in his professional debut with a .317 batting average (min. 100 at-bats)...hit safely in each of his first 9 games, and recorded a career-high 3 hits in his 11th game.

2022 HIGHLIGHTS

+ Porter led Royals full-season qualifiers in **2022** with a .442 on-base percentage in 473 plate appearances at Double-A and Triple-A, and finished 2nd with a .301 average and .918 OPS...his OPS ranked 6th among all minor league primary catchers (min. 350 at-bats).

CAREER TRANSACTIONS

**2018:** Signed by Kansas City as a non-drafted free agent, June 21.

CAREER BATTING

YEAR	TEAM	G	AB	R	H	2B	3B	HR	RBI	SF	HB	BB	SO	SB	CS	AVG	OBP	SLG	OPS
2018	Surprise (R)	34	101	14	32	11	1	1	16	0	5	19	22	0	0	.317	.448	.475	.923
	NW Arkansas (AA)	1	1	0	0	0	0	0	0	0	0	0	0	0	0	.000	.000	.000	.000
2019	Burlington (R)	44	145	26	51	14	1	9	37	2	7	31	34	0	0	.352	.481	.648	1.129
2020	Did not play (no minor league season)																		
2021	Quad Cities (A+)	77	257	53	62	10	1	14	45	1	7	45	81	1	0	.241	.368	.451	.819
2022	NW Arkansas (AA)	77	259	46	78	18	0	10	45	3	6	59	73	0	2	.301	.437	.486	.923
	Omaha (AAA)	35	113	19	34	8	0	3	17	1	4	28	30	0	0	.301	.452	.451	.903
MINOR LEAGUE TOTALS		268	876	158	257	61	3	37	160	7	29	182	240	1	2	.293	.428	.497	.925

2022 HIGHLIGHTS (CONT.)

+ Defensively, he played 454.0 innings at first base and made 1 error (.998 fielding percentage), and 306.2 innings behind the plate, making 1 error (.997 fielding percentage).

+ He batted .301 for both Northwest Arkansas and Omaha, and was one of only three qualifiers to finish with a season on-base percentage above .440 at the Triple-A and Double-A levels, joining **Esteury Ruiz** (.447) and **Edouard Julien** (.441).

MISCELLANEOUS NOTES

+ Logan resides in Surprise, Ariz.

+ He was featured in [an article](#) in *The Athletic* in March **2022**, that detailed his journey from a clubbie in Surprise, Ariz. in high school to a non-roster invitee in back-to-back years (**2022-23**).

+ Transferred to Dixie State (Utah) for the **2017** season, where he was named one of 17 finalists for the **Josh Willingham** National MVP Award as a junior, after he hit .276 with a Pac West-leading 18 doubles, 10 HR with a Dixie State single-season record 72 RBI.

+ Attended Northwestern Oklahoma State in **2015-16**, where he was named NOSU Freshman Athlete of the Year after batting .340...also named NOSU Sophomore Athlete of the Year after batting .321.

+ Graduated from Valley Vista High School (Ariz.) in **2014**, where he was a two-time First Team All-Region selection and hit .398 as a senior...Valley Vista High School sits directly across N. Parkview Place from the Royals Spring Training facility in Surprise, Ariz.



# NICK PRATTO



## NICK PRATTO #32 | IF

<b>B/T</b>	<b>HT/WT</b>	<b>BORN (OPENING DAY AGE)</b>	<b>SERVICE TIME</b>
L/L	6-1/230	Oct. 6, 1998 (24) in Huntington Beach, Calif.	80 days
<b>ACQUIRED</b>	<b>SIGNING SCOUT</b>	<b>OPTION YEARS USED</b>	
1st round (14th), 2017 Draft	Rich Amaral (Royals)	1/3	

### ROYAL RUNDOWN

- + SiriusXM All-Star Futures selection 2021-22
- + 2021 Minor League *Rawlings* Gold Glove (1B)
- + 2021 Double-A Central postseason All-Star
- + 2021 *Baseball America* Minor League All-Star
- + 2018 Frank White Defensive Player of the Year
- + 2018 South Atlantic League midseason All-Star
- + 2018 SAL All-Star Game "Top Star"
- + 2017 Surprise Player of the Year

YEAR	TEAM	G	AB	R	H	2B	3B	HR	RBI	BB	SO	SB	CS	AVG	OBP	SLG
2022	KC	49	158	18	29	9	1	7	20	19	66	0	0	.184	.271	.657

### CAREER HIGHLIGHTS

- + Nick Pratto made his Major League debut with the Royals in **2022** and played in 49 games across two stints.
- + He's been selected to the SiriusXM All-Star Futures Game each of the last two seasons (**2021-22**).
- + Had a banner year between Double-A Northwest Arkansas and Triple-A Omaha in **2021**, when he was named a Double-A Central postseason All-Star, a *Baseball America* Minor League All-Star and an MiLB.com Organization All-Star...he was also awarded a Minor League *Rawlings* Gold Glove.
- + In **2018**, Pratto was named the MVP of the South Atlantic League All-Star Game and was named the organization's **Frank White** Defensive Player of the Year.

### 2022 HIGHLIGHTS

- + Pratto made his Major League debut with the Royals as a replacement player during the series in Toronto from July 14-17, **2022** and was recalled again on July 22...he remained with the team through Sept. 17, before finishing the season at Triple-A Omaha.
- + Prior to his recall on July 14, his 17 HR at Triple-A Omaha ranked 2nd in the organization and his 55 runs were tied for the 3rd most in the International League.
- + He recorded his 1st career home run in his 4th game on July 17 in Toronto, off **José Berríos**.
- + Pratto recorded multiple RBI in 4 straight games from Aug. 26-30 (10 RBI total), which fell 1 game shy of the franchise record set by **Bo Jackson** in 1990.
- + On Aug. 6 vs. Boston, he recorded his 1st career walk-off HR, a 424-ft. shot with 2 outs in the 9th that broke a 4-4 tie...he became just the third Royal (4th time) to hit a walk-off HR in his first big league season.
- + On Aug. 30 in Chicago vs. the White Sox, Pratto recorded a career-best 4 hits and 2 home runs, becoming the second Royal to record a 4-hit, 2-HR effort within his first 40 career games, following **Bo Jackson**, who did it on April 14, 1987 vs. Detroit.

### MINOR LEAGUE HIGHLIGHTS

- + Pratto was selected to the SiriusXM All-Star Futures Game in **2022** for the second straight year, but wasn't able to play because he was in the big leagues when the game took place on July 16.
- + Pratto in **2021** ranked 2nd in Minor League Baseball in extra-base hits (71), tied for 2nd in home runs (36), ranked 3rd in RBI (98), tied for 3rd in runs (98), 5th in walks (83) and 7th in slugging percentage (.602).
- + When he was promoted to Triple-A Omaha on July 18, **2021**, he led the Double-A Central in walks (46) and ranked 3rd in slugging percentage (.570).

### CAREER HIGHS

<b>HITS</b>	<b>RUNS</b>
4, 8/30/22 at CWS	3, 8/30/22 at CWS
<b>DOUBLES</b>	<b>RBI</b>
2, 7/22/22 vs. TB	3 (2x), last 8/30/22 at CWS
<b>TRIPLES</b>	<b>STOLEN BASES</b>
1, 7/28/22 at NYY	-
<b>HOME RUNS</b>	<b>WALKS</b>
2, 8/30/22 at CWS	3, 7/25/22 vs. LAA
<b>STREAKS</b>	<b>ON BASE</b>
<b>HITTING</b>	<b>ON BASE</b>
5, 8/26/22 - 8/31/22	6, 8/23/22 - 8/31/22

### CONSECUTIVE GAMES WITH 2+ RBI IN ROYALS HISTORY

PLAYER	STREAK	DATES
1. Bo Jackson	5	July 1-5, 1990
<b>T2. Nick Pratto</b>	<b>4</b>	<b>Aug. 26-30, 2022</b>
T2. 12 others	4	

### ROYALS TO HIT WALK-OFF HR IN FIRST MLB SEASON

PLAYER	DATE/OPP
Jon Nunnally	5/18/95 vs. SEA
Jon Nunnally	7/29/95 vs. DET
Paulo Orlando	7/7/15 vs. TB
<b>Nick Pratto</b>	<b>8/6/22 vs. BOS</b>

### MINOR LEAGUE HIGHLIGHTS (CONT.)

- + From his Triple-A debut on July 20, **2021** through season's end, he led the Triple-A East in home runs (21) and RBI (55), ranked 2nd in slugging percentage (.634), extra-base hits (39) and runs (54), 3rd in walks (37) and 4th in OPS (1.001).
- + Pratto was the starting first baseman for the American League in the **2021** SiriusXM All-Star Futures Game at Coors Field.
- + In **2020**, he spent the year at the Royals Alternate Training Site in Kansas City, and participated in Postseason Camp at Kauffman Stadium.
- + Pratto was on the Advanced-A Wilmington Blue Rocks Carolina League championship team in **2019**.
- + He was named a "Top Star" of the **2018** South Atlantic League All-Star Game, going 2-for-5 with a 2-run HR and 4 RBI for the South Division.
- + In **2018**, Pratto ranked 2nd among South Atlantic League hitters in runs (79), tied for 2nd in doubles (33), 3rd in hits (136) and total bases (15), 4th in games (127) and 5th in extra-base hits (49).

# NICK PRATTO (CONT.)

## MINOR LEAGUE HIGHLIGHTS (CONT.)

+ In **2017**, Pratto was named Surprise Player of the Year, after he led the team in RBI (34), tied for the team lead in HR (4) and ranked 2nd in hits (49).

## MISCELLANEOUS NOTES

+ Pratto resides in Huntington Beach, Calif.

+ He bypassed a scholarship to play baseball at the University of Southern California when he signed with the Royals, who drafted him 14th overall in **2017**.

+ Pratto graduated from Huntington Beach HS (Calif.) in **2017**, where he hit .318 with 7 HR as a senior as was rated the "Best High School Hitter" in the Draft, according to *Baseball America*.

## MISCELLANEOUS NOTES (CONT.)

+ He played for Team USA's 18U National Team in **2015-16** and led the squad to back-to-back World Championships.

+ Pratto recorded a walk-off RBI single with the bases loaded to defeat Japan in the **2011** Little League World Series championship.

## CAREER WALK OFFS (1)

DATE/OPPONENT	PLAY/PITCHER (INN.)
+ 8/6/22 vs. BOS	solo HR off Whitlock (9th)

## CAREER HR HIGHLIGHTS

MULTI-HR GAMES (1)	PITCHER(S)
+ 8/30/22 at CWS (2)	Lucas Giolito
WALK OFF HR (1)	PITCHER (INN.)
+ 8/6/22 vs. BOS	Garrett Whitlock (9th)

## CAREER BATTING

YEAR	TEAM	G	AB	R	H	2B	3B	HR	RBI	SF	HB	BB	SO	SB	CS	AVG	OBP	SLG	OPS
2017	Surprise (R)	52	198	25	49	15	3	4	34	5	3	24	58	10	4	.247	.330	.414	.744
2018	Lexington (A)	127	485	79	136	33	2	14	62	4	3	45	150	22	5	.280	.343	.443	.786
2019	Wilmington (A+)	124	419	48	80	21	1	9	46	2	2	49	164	17	7	.191	.278	.310	.588
2020	Did not play (no minor league season)																		
2021	NW Arkansas (AA)	61	221	44	60	13	4	15	43	3	5	46	80	7	5	.271	.404	.570	.974
	Omaha (AAA)	63	224	54	58	15	3	21	55	5	4	37	77	5	0	.259	.367	.634	1.001
2022	Omaha (AAA)	82	303	57	69	10	3	17	47	2	10	59	114	8	2	.228	.369	.449	.818
	KANSAS CITY	49	158	18	29	9	1	7	20	3	1	19	66	0	0	.184	.271	.386	.657
MINOR LEAGUE TOTALS		509	1850	307	452	107	16	80	287	21	27	260	643	69	23	.244	.342	.449	.791
MAJOR LEAGUE TOTALS		49	158	18	29	9	1	7	20	3	1	19	66	0	0	.184	.271	.386	.657

## CAREER FIELDING

YEAR	POSITION	PCT	G	GS	INN	TC	PO	A	E	DP
2022	FIRST BASE	1.000	43	39	340.1	323	297	26	0	32
	LEFT FIELD	1.000	7	6	51.0	10	10	0	0	0
	RIGHT FIELD	1.000	1	1	7.0	1	1	0	0	0
CAREER TOTALS (1B)		1.000	43	39	340.1	323	297	26	0	32
CAREER TOTALS (LF)		1.000	7	6	51.0	10	10	0	0	0
CAREER TOTALS (RF)		1.000	1	1	7.0	1	1	0	0	0

## CAREER TRANSACTIONS

**2017:** Selected by Kansas City in the 1st round (14th) of the Draft (Rich Amaral).

## ROYALS 1ST-ROUND DRAFT SELECTIONS

Year	Player	Pick	Year	Player	Pick	Year	Player	Pick
1968	No Selection	-	1991	OF Joe Vitiello	7	2009	P Aaron Crow	12
1969	P John Simmons*	23	1992	IF Michael Tucker	10	2010	IF Christian Colón	4
1970	C Rex Goodson	8		P Jim Pittsley	17	2011	OF Bubba Starling	5
1971	P Roy Branch	5	1993	P Jeff Granger	5	2012	P Kyle Zimmer	5
1972	IF Jamie Quirk	18	1994	IF/P Matt Smith	16	2013	IF Hunter Dozier	8
1973	P Lew Olsen	9	1995	OF Juan LeBron	19	2014	P Brandon Finnegan	17
1974	OF Willie Wilson	18	1996	OF Dermal Brown	14		P Foster Griffin	28
1975	OF Clint Hurdle	9	1997	P Dan Reichert	7	2015	P Ashe Russell	21
1976	P Ben Grzybek	18	1998	P Jeff Austin	4	2016	No Selection	-
1977	P Michael Jones	21		P Matt Burch	30	2017	<b>IF Nick Pratto</b>	<b>14</b>
1978	IF Buddy Biancalana	25	1999	P Kyle Snyder	7	2018	P Brady Singer	18
1979	P Atlee Hammaker	21		P Mike MacDougal	25		P Jackson Kowar\$	33
1980	P Frank Wills	16	2000	P Mike Stodolka	4		P Daniel Lynch\$	34
1981	OF David Leeper	23	2001	P Colt Griffin	9		P Kris Bubic#	40
1982	OF John Morris	10	2002	P Zack Greinke	6	2019	IF Bobby Witt Jr.	2
1983	OF Gary Thurman	21	2003	OF Chris Lubanski	5	2020	P Asa Lacy	4
1984	P Scott Bankhead	16		C Mitch Maier	30		IF Nick Loftin#	32
1985	IF Brian McRae	17	2004	IF Billy Butler	14	2021	P Frankie Mozzicato	7
1986	IF Anthony Clements	24		P Matthew Campbell	29	2022	OF Gavin Cross	9
1987	P Kevin Appier	9	2005	IF Alex Gordon	2			
1988	OF Hugh Walker	18	2006	P Luke Hochevar	1		\$Compensatory Round	
1989	C Brent Mayne	13	2007	IF Mike Moustakas	2		#Competitive Balance Round A	
1990	No Selection	-	2008	IF Eric Hosmer	3		*Did not sign	



## JOHN RAVE

### NON-ROSTER INVITEE

#96 | OF

B/T	HT/WT	BORN (OPENING DAY AGE)	SERVICE TIME
L/L	6-0/200	Dec. 30, 1997 (25) in Canton, Ill.	0 days
ACQUIRED	SIGNING SCOUT	OPTION YEARS USED	
5th round, 2019 Draft	Scott Melvin (Royals)	0/3	

#### ROYAL RUNDOWN

- + ML Spring Training invitee 2023
- + 2021 MiLB Organization All-Star
- + 2022 Arizona Fall League Rising Star
- + Selected by Boston in 2016, but didn't sign

#### CAREER HIGHLIGHTS

+ **John Rave** spent the **2021** season with High-A Quad Cities, where he earned MiLB.com Organization All-Star honors after recording 25 extra-base hits and an .805 OPS...his OPS and 121 wRC+ both ranked 10th among High-A Central qualifiers.

+ He went 2-for-4 with 1 walk and 1 RBI in the **2021** High-A Central clinching Game 5 vs. Cedar Rapids in the postseason.

+ Made his professional debut with rookie-level Burlington in **2019**, and played just 15 games there before being promoted to Class-A Lexington on July 7, where he recorded 10 extra-base hits and 13 RBI in 46 games for the Legends.

+ In his pro debut on June 18, **2019** with Burlington, he 4-for-5 with 1 double, 1 walk, 1 RBI and 3 runs scored.

#### 2022 HIGHLIGHTS

+ Played in 122 games in **2022**, split between Double-A Northwest Arkansas (111 games) and Triple-A Omaha (11), recording a combined 79 RBI, which ranked 3rd among Royals farmhands behind **Tyler Gentry** (86) and **Brewer Hicklen** (85).

+ While with the Naturals, he ranked 2nd on the team in RBI (73), batting average (.262, min. 100 games) and walks (63), 3rd in hits (102), on-base percentage (.364, min. 100 games), slugging percentage (.414, min. 100 games), total bases (161) and stolen bases (22), T-3rd in triples (2) and 4th in home runs (14).

#### CAREER TRANSACTIONS

**2016:** Selected by Boston in 35th round of the Draft, but did not sign...**2019:** Selected by Kansas City in 5th round of the Draft (Scott Melvin).

#### CAREER BATTING

YEAR	TEAM	G	AB	R	H	2B	3B	HR	RBI	SF	HB	BB	SO	SB	CS	AVG	OBP	SLG	OPS
2019	Burlington (R)	15	57	11	10	2	0	1	3	0	2	12	17	3	0	.175	.338	.263	.601
	Lexington (A)	46	174	17	44	7	1	2	13	1	3	15	58	6	5	.253	.321	.339	.660
2020	Did not play (no minor league season)																		
2021	Quad Cities (A+)	77	278	49	70	8	3	14	51	0	5	38	93	13	0	.252	.352	.453	.805
2022	NW Arkansas (AA)	111	389	66	102	13	2	14	73	5	2	63	115	22	6	.262	.364	.414	.778
	Omaha (AAA)	11	41	6	8	2	0	2	6	0	0	2	13	1	0	.195	.233	.390	.623
MINOR LEAGUE TOTALS		260	939	149	234	32	6	33	146	6	12	130	296	45	11	.249	.346	.401	.747

#### 2022 HIGHLIGHTS (CONT.)

+ Played in 18 games for the Surprise Saguaros in the Arizona Fall League and earned Rising Star honors after recording 6 extra-base hits (2 home runs) and 10 RBI with 2 stolen bases.

#### MISCELLANEOUS NOTES

+ John resides in Bloomington, Ill.

+ He was featured in [an article](#) in *The Athletic*, written by **Zach Buchanan**, that detailed Rave's relationship with his late-father, Mike, as well as his friendship with Royals minor leaguer **Jake Means**.

+ Played from **2017-19** for Illinois State, where he earned All-Missouri Valley Conference Honorable Mention and All-Defensive Team accolades as a freshman, All-MVC Second Team, and All-Defensive Team accolades as a sophomore and All-MVC First Team and was named to the MVC All-Defensive Team for the third season in a row.

+ He played for the Chatham Anglers in the Cape Cod League in **2018**, where he was teammates with Blue Jays All-Star **Alek Manoah** as well as Tigers first baseman **Spencer Torkelson**.

+ Graduated from Central Catholic HS (Ill.) in **2016**, where he was a three-time unanimous first-team all-conference selection and was selected by Boston in the 35th round of the Draft, but did not sign.



**JAKSON REETZ** #73 | C  
**NON-ROSTER INVITEE**

<b>B/T</b>	<b>HT/WT</b>	<b>BORN (OPENING DAY AGE)</b>	<b>SERVICE TIME</b>
R/R	6-0/215	Jan. 3, 1996 (27) in Hickman, Neb.	22 days
<b>ACQUIRED</b>	<b>SIGNING SCOUT</b>	<b>OPTION YEARS USED</b>	
Signed as MiLB FA, 12/12/22	Ed Gustafson (Nationals)	1/3	

- ROYAL RUNDOWN**
- + First MLB hit (2B) on 7/10/21 off J. Brebbia
  - + MLB debut: 7/10/21 at SF
  - + 2022 Southern League Most Valuable Player
  - + 2022 Southern League postseason All-Star
  - + 2022 MiLB.com Organization All-Star (MiLB)
  - + 2019 MiLB.com Organization All-Star (WAS)
  - + 2019 Bob Boone Award Winner
  - + 2014 Baseball America Rookie All-Star

**CAREER HIGHLIGHTS**

- + **Jakson Reetz** rejoins the Royals organization in **2023** after spending the final month of the **2022** campaign with Triple-A Omaha...he signed with the Storm Chasers on Aug. 24 after being released by Milwaukee on Aug. 20.
- + Won the Double-A Southern League MVP in **2022** despite playing in only 64 games with Double-A Biloxi.
- + He had his contract selected by Washington on July 10, **2021** and made his Major League debut that night vs. San Francisco, and doubled as a pinch-hitter in his 1st plate appearance off **John Brebbia**... entered the next game as a defensive replacement at catcher, flew out in his lone plate appearance and was optioned to Triple-A on July 16.
- + He spent the **2020** season at the Nationals Alternate Training Site in Fredericksburg, Va.
- + Played in 8 games for Surprise in the Arizona Fall League in **2019**, hitting 1 home run and 2 doubles.
- + Was the recipient of the **2019 Bob Boone Award**, given to the Nationals Minor League player who best demonstrates the professionalism, leadership, loyalty, passion, selflessness, durability, determination and work ethic required to play the game the "Washington Nationals Way".
- + Spent back-to-back seasons with High-A Potomac in **2018-19**, playing a combined 165 games and hitting 18 home runs with 82 RBI.
- + Earned *Baseball America* Rookie All-Star honors in **2014**, his pro debut, after collecting 8 extra-base hits and 15 RBI while posting a .796 OPS with the GCL Nationals over 43 games.

**2022 HIGHLIGHTS**

- + Was a non-roster invitee to Brewers Major League Spring Training in **2022**, before hitting 30 home runs in 104 games in the minors, after hitting 33 homers in his first 474 games from 2014-21.
- + Reetz was named Double-A Southern League MVP despite playing in just 64 games with Biloxi, where he slashed .281/.392/.636 (65-for-231) with 22 home runs and 16 doubles...he also earned MiLB.com Organization All-Star and Southern League postseason All-Star honors.
- + Appeared in 19 games with Triple-A Nashville, where he had 3 HR and 9 RBI.
- + Reetz was released by Milwaukee on Aug. 20 after he refused an outright assignment to the minors, and signed with Kansas City on Aug. 24.
- + He played in 21 games for the Triple-A Storm Chasers and hit .257 (18-for-82) with 5 HR and 15 RBI.
- + Finished the season with a .934 OPS across all three stops in the minors, which ranked 4th among all minor league catchers (min. 350 at-bats).

**MISCELLANEOUS NOTES**

- + Jakson resides in Elkhorn, Neb., with his wife, Paige, whom he married on Nov. 19, **2022** in Omaha, Neb.
- + He committed to play baseball at the University of Nebraska before being drafted by Washington in **2014**.
- + Graduated from Norris High School (Neb.), where he was a three-sport athlete in baseball, football and basketball...was named the **2013-14** Gatorade Nebraska Baseball Player of the Year after hitting .487 with 8 HR and 37 RBI as a senior.

**CAREER TRANSACTIONS**

**2014:** Selected by Washington in 3rd round of Draft (Ed Gustafson)...**2021:** Signed by Milwaukee as a minor league free agent, Dec. 9...**2022:** Signed by Kansas City as a minor league free agent, Aug. 24...signed by Kansas City as a minor league free agent, Dec. 12.

**CAREER BATTING**

YEAR	TEAM	G	AB	R	H	2B	3B	HR	RBI	SF	HB	BB	SO	SB	CS	AVG	OBP	SLG	OPS
2014	GCL Nationals (R)	43	117	20	32	6	1	15	3	8	26	30	6	3	0	.274	.429	.368	.797
2015	Auburn (A)	36	113	18	24	4	0	5	0	6	13	37	3	0	0	.212	.326	.248	.574
2016	Hagerstown (A)	88	283	41	65	24	0	4	38	5	15	38	79	4	1	.230	.346	.557	.703
2017	Hagerstown (A)	37	122	16	29	7	0	2	11	0	5	15	41	1	2	.238	.345	.344	.689
	Potomac (A+)	26	89	8	21	6	0	2	11	0	3	9	32	2	1	.236	.327	.371	.698
2018	Potomac (A+)	69	232	25	52	8	0	5	27	1	7	35	46	1	4	.224	.342	.323	.665
2019	Potomac (A+)	96	324	54	82	18	2	13	55	1	15	46	95	3	1	.253	.370	.441	.811
2020		Did not play (no minor league season)																	
2021	Harrisburg (AA)	64	221	31	42	13	0	4	18	0	10	24	69	1	1	.190	.298	.303	.601
	Rochester (AAA)	13	38	4	7	2	0	2	8	1	3	3	15	0	0	.184	.289	.395	.684
	WASHINGTON	2	2	1	1	1	0	0	0	0	0	0	0	0	0	.500	500	1.000	1.500
2022	Biloxi (AA)	64	231	48	65	16	0	22	58	0	16	26	72	1	1	.281	.392	.636	1.028
	Nashville (AAA)	19	66	5	14	3	1	3	9	1	2	2	14	1	0	.212	.254	.424	.678
	Omaha (AAA)	21	70	11	18	3	0	5	15	2	3	7	22	0	0	.257	.341	.514	.855
MINOR LEAGUE TOTALS		576	1906	281	451	110	4	63	270	14	93	244	552	23	14	.237	.349	.398	.747
MAJOR LEAGUE TOTALS		2	2	1	1	1	0	0	0	0	0	0	0	0	0	.500	.500	1.000	1.500



**FRANMIL REYES** (fran-MEEL)

#99 | OF/DH

**NON-ROSTER INVITEE**

B/T	HT/WT	BORN (OPENING DAY AGE)	SERVICE TIME
R/R	6-5/280	July 7, 1995 (27) in Loma de Cabrera, D.R.	4 years, 115 days
ACQUIRED	SIGNING SCOUTS	OPTION YEARS USED	
Signed as MiLB FA, 2/15/23	F. Feliz/M. Jose/R. Smith (Padres)	1/3	

**ROYAL RUNDOWN**

- + 5-year Major League veteran with SD, CLE & CHC + First MLB HR: 5/21/18 off G. Gonzalez
- + Opening Day roster: 2019 (SD), 2020-22 (CLE) + Has 106 MLB home runs in 529 games
- + MLB debut: 5/14/18 vs. COL + 2018 Padres Hank Aaron Award Nominee
- + First MLB hit: 5/15/18 off C. Rusin + 2018 Baseball America Triple-A All-Star

YEAR	TEAMS	G	AB	R	H	2B	3B	HR	RBI	BB	SO	SB	CS	AVG	OBP	SLG
2022	CLE/CHC	118	438	43	97	17	2	14	47	30	157	2	1	.221	.273	.365
<b>CAREER (5 YRS)</b>		<b>529</b>	<b>1822</b>	<b>232</b>	<b>457</b>	<b>73</b>	<b>4</b>	<b>106</b>	<b>278</b>	<b>168</b>	<b>611</b>	<b>6</b>	<b>2</b>	<b>.251</b>	<b>.313</b>	<b>.470</b>

**CAREER HIGHLIGHTS**

- + **Franmil Reyes** joins the Royals as a non-roster invitee in **2023** after splitting **2022** between the Guardians and Cubs...he would be the first Royal in club history to don No. 99 in a regular season game.
- + From **2019-21**, his 76 home runs were tied for 17th most in the Majors, with **Manny Machado**, **José Ramírez** and **Juan Soto**.
- + In 19 career games at Kauffman Stadium as a visitor from **2020-22**, he's slashed .312/.376/.519 (24-for-77) with 7 doubles, 3 HR and 13 RBI...his .896 OPS at Kauffman Stadium during that three-year stretch ranks 2nd among all players (min. 85 PA), trailing only **Vinnie Pasquantino** (.969).

**2022 HIGHLIGHTS**

- + Reyes made his fourth Opening Day roster in **2022**, his third with Cleveland, and hit 9 HR in 70 games before being acquired off waivers by the Cubs on Aug. 8.
- + Played in 48 games with the Cubs and hit 5 home in 48 games, posting an OPS of 86 points higher than his first 70 games with Cleveland.
- + Began his Cubs career with a 9-game hitting streak from Aug. 9-19, in which he batted .368 (14-for-38) with 7 extra-base hits (2 home runs) and 6 RBI, during which the Cubs went 8-1...his 9-game streak tied for the 5th-longest to begin a Cubs career in franchise history.

**ADDITIONAL CAREER HIGHLIGHTS**

- + He finished 2nd on the Guardians in homers (30) and RBI (85) in **2021**, setting a new single-season career-high in RBI despite missing over five weeks with a left oblique strain, May 23-July 1.
- + Overall made 103 starts at DH and 11 starts in right field in **2021**, and had three multi-homer games.
- + He recorded 8 straight hits from Aug. 31-Sept. 2, **2020**, which was the longest stretch by a Cleveland hitter since **Julio Franco** in June 1988.
- + On Sept. 1, **2020** at Kansas City, Reyes recorded a career-high 5 hits, including 2 doubles and 1 HR, becoming the 36th visiting player to record a 5-hit game at Kauffman Stadium.
- + Split his first full season in the Majors between San Diego and Cleveland in **2019** and was acquired by the Guardians at the Trade Deadline...overall, his 37 home runs ranked tied for 15th in the Major Leagues, and his 35 RBI following the trade led the Guardians and tied for 17th in the American League.

**CAREER HIGHS**

HITS	RUNS
5, 9/1/20 at KC	3 (4x), last 8/28/20 at STL
DOUBLES	RBI
2 (5x), last 8/17/22 at WAS	5 (3x), last 8/20/21 vs. LAA
TRIPLES	STOLEN BASES
1 (4x), last 8/19/22 vs. MIL	1 (6x), last 7/31/22 at TB
HOME RUNS	WALKS
2 (11x), last 7/28/21 vs. STL	3, 9/20/20 at DET

**STREAKS**

HITTING	ON BASE
12 9/7/18 - 9/21/18	14 8/21/18 - 9/4/18

**MLB PLAYERS WITH ≥ 75 HR & ≤ 325 G, 2019-21**

PLAYER	G	HR
<b>Franmil Reyes (SD/CLE)</b>	<b>324</b>	<b>76</b>
Nelson Cruz (MIN/TB)	313	89
Miguel Sanó (MIN)	293	77
Ronald Acuña Jr. (ATL)	284	79
Aaron Judge (NYY)	278	75
Fernando Tatis Jr. (SD)	273	81
George Springer (HOU/TOR)	251	75

**BEST OPS AT KAUFFMAN STADIUM SINCE 2020\***

PLAYER	HR
1. Vinnie Pasquantino	.969
<b>2. Franmil Reyes</b>	<b>.896</b>
3. Salvador Perez	.895
*min. 85 PA	

**ADDITIONAL CAREER HIGHLIGHTS (CONT.)**

- + Reyes split the **2018** season between Triple-A El Paso and San Diego, making 71 starts for the Padres in right field...he became the franchise's first player to record an OPS over .800 (min. 250 PA) at age 23 or younger since **Gary Sheffield** in 1992.
- + Made his MLB debut on May 14, **2018** vs. Colorado and recorded his 1st hit the next day on May 15, a single off **Chris Rusin**...hit his 1st home run on May 21 at Washington, a two-run homer off **Gio Gonzalez**.
- + Among National League rookies with at least 250 plate appearances in **2018**, he ranked 3rd in slugging (.498) and OPS (.838) and 4th in average (.280) and home runs (16)...he was nominated by the Padres for the **Hank Aaron Award**, given annually to the top offensive performer in each league.

# FRANMIL REYES (CONT.)

## MINOR LEAGUE HIGHLIGHTS

+ Led the Padres minor league system with 25 home runs and 102 RBI in **2017**, when he spent the entire season with Double-A San Antonio.

+ He played in 8 games in the **2017** Arizona Fall League, but sustained a broken hamate bone in his left wrist and underwent surgery.

+ Led Class-A Lake Elsinore in doubles (32) and home runs (16) in **2016**, and finished the season 2nd on the club in hits (137).

## MISCELLANEOUS NOTES

+ Franmil resides in Kissimmee, Fla., with his wife, Marian, and their five children: Franmil Jr., Framian, Jesiah, Avaya and A'mei.

+ In postgame interview on field on May 31, **2019**, he serenaded Petco Park with his **Whitney Houston** cover of "I Will Always Love You".

## CAREER WALK OFFS (2)

DATE/OPPONENT	PLAY/PITCHER (INN.)
+ 8/30/18 vs. COL	solo HR off Shaw (13th)
+ 7/8/21 vs. KC	3-run HR off Holland (9th)

## CAREER BATTING

YEAR	TEAM	G	AB	R	H	2B	3B	HR	RBI	SF	HB	BB	SO	SB	CS	AVG	OBP	SLG	OPS
2012	DSL Padres	67	243	32	65	16	4	4	37	0	5	30	56	12	4	.267	.360	.416	.776
2013	AZL Padres (R)	45	165	24	52	12	2	3	30	1	0	20	39	5	5	.315	.387	.467	.854
	Eugene (A)	12	44	4	9	1	0	1	4	0	0	1	10	0	0	.205	.222	.295	.517
2014	Fort Wayne (A)	128	508	67	126	24	2	11	59	3	2	38	118	1	5	.248	.301	.368	.669
2015	Fort Wayne (A)	123	455	52	116	25	7	8	62	7	1	46	91	10	5	.255	.320	.393	.713
2016	Lake Elsinore (A+)	130	493	63	137	32	3	16	83	5	2	47	108	2	3	.278	.340	.452	.792
2017	San Antonio (AA)	135	507	79	131	27	1	25	102	8	3	48	134	4	4	.258	.322	.464	.786
2018	El Paso (AAA)	58	210	50	68	11	1	16	52	1	2	37	59	0	0	.324	.428	.614	1.042
	SAN DIEGO	87	261	36	73	9	0	16	31	0	0	24	80	0	0	.280	.340	.498	.838
2019	SAN DIEGO	99	321	43	82	9	0	27	46	4	0	29	93	0	0	.255	.314	.536	.850
	CLEVELAND	51	173	26	41	10	0	10	35	3	0	18	63	0	0	.237	.304	.468	.772
2020	CLEVELAND	59	211	27	58	10	0	9	34	5	1	24	69	0	0	.275	.344	.450	.724
2021	Akron (AA)	3	7	2	3	0	0	2	3	0	0	3	0	0	0	.429	.429	1.286	1.715
	Columbus (AAA)	4	12	1	4	0	0	1	2	0	0	2	0	0	0	.333	.333	.583	.916
	CLEVELAND	115	418	57	106	18	2	30	85	3	2	43	149	4	1	.254	.324	.522	.846
2022	Columbus (AAA)	8	32	6	10	2	0	2	7	1	0	2	7	0	2	.313	.343	.563	.906
	CLEVELAND	70	263	24	56	9	0	9	28	2	1	14	104	2	0	.213	.254	.350	.604
	CHICAGO CUBS	48	175	19	41	8	2	5	19	1	1	16	53	0	1	.234	.301	.389	.690
MINOR LEAGUE TOTALS		713	2676	380	721	150	20	89	441	26	15	269	627	34	28	.269	.337	.440	.777
MAJOR LEAGUE TOTALS		529	1822	232	457	73	4	106	278	18	5	168	611	6	2	.251	.313	.470	.783

## CAREER FIELDING

YEAR	POSITION	PCT	G	GS	INN	TC	PO	A	E	DP
2018	RIGHT FIELD	.982	75	71	551.1	111	107	2	2	0
	RIGHT FIELD	.970	83	83	644.2	168	160	3	5	1
2019	RIGHT FIELD	1.000	3	3	16.0	4	4	0	0	0
	LEFT FIELD	-	1	1	5.0	0	0	0	0	0
2020	RIGHT FIELD	1.000	11	11	76.0	16	14	2	0	0
2021	LEFT FIELD	1.000	2	1	9.0	5	5	0	0	0
	RIGHT FIELD	1.000	12	10	81.0	19	18	1	0	0
2022	PITCHER	-	1	0	1.0	0	0	0	0	0
	RIGHT FIELD	1.000	1	1	5.0	2	2	0	0	0
CAREER TOTALS (P)		-	1	0	1.0	0	0	0	0	0
CAREER TOTALS (LF)		1.000	3	2	14.0	5	5	0	0	0
CAREER TOTALS (RF)		.978	185	179	1374.0	320	305	8	7	1

## POSTSEASON BATTING

YEAR	SERIES	TEAM/OPP	G	AB	R	H	2B	3B	HR	RBI	S	SF	HBP	BB	SO	SB	CS	AVG	OBP	SLG
2020	ALWC	CLE vs. NYY	2	7	2	0	0	0	0	0	0	0	0	2	5	0	0	.000	.222	.000
POSTSEASON TOTALS			2	7	2	0	0	0	0	0	0	0	0	2	5	0	0	.000	.222	.000

## CAREER TRANSACTIONS

**2011:** Signed by San Diego as international free agent (Felix Feliz, Martin Jose & Randy Smith)...**2019:** Acquired by Cleveland with OF **Yasiel Puig**, LHP **Scott Moss**, LHP **Logan Allen** and IF **Victor Nova** as part of three-team trade (Cincinnati received RHP **Trevor Bauer**, San Diego received OF **Taylor Trammell**)...**2021:** Placed on 10-day IL, left oblique strain, May 23-July 1...**2022:** Placed on 10-day IL, right hamstring tightness, May 26-June 21...acquired by Cubs off waivers, Aug. 8...**2023:** Signed by Kansas City as a minor league free agent, Feb. 15.



# BRADY SINGER



## BRADY SINGER

#51 | RHP

<b>B/T</b>	<b>HT/WT</b>	<b>BORN (OPENING DAY AGE)</b>	<b>SERVICE TIME</b>
R/R	6-5/210	Aug. 4, 1996 (26) in Leesburg, Fla.	2 years, 156 days
<b>ACQUIRED</b>	<b>SIGNING SCOUT</b>		<b>CONTRACT STATUS</b>
1st round (18th), 2018 Draft	Jim Buckley (Royals)		1st year arb eligible

### ROYAL RUNDOWN

- + Career-best 10-5, 3.23 ERA in 2022
- + Named Royals Pitcher of the Month 4x in 2022
- + 2022 Royals Bruce Rice Pitcher of the Year
- + 2019 Northwest Arkansas Pitcher of the Year
- + 2019 MiLB.com Organization All-Star
- + 2019 SiriusXM All-Star Futures Game selection
- + 2019 Carolina League midseason All-Star
- + First MLB win: 8/9/20 vs. MIN

YEAR	TEAM	W	L	ERA	G	GS	IP	H	R	ER	HR	BB	SO	BB/9	SO/9	AVG
2022	KC	10	5	3.23	27	24	153.1	140	58	55	18	35	150	2.1	8.8	.246
<b>CAREER (3 YRS)</b>		<b>19</b>	<b>20</b>	<b>4.01</b>	<b>66</b>	<b>63</b>	<b>346.0</b>	<b>338</b>	<b>168</b>	<b>154</b>	<b>40</b>	<b>111</b>	<b>342</b>	<b>2.9</b>	<b>8.9</b>	<b>.255</b>

### CAREER HIGHLIGHTS

+ **Brady Singer** made his Major League debut in Kansas City's 2nd game of the **2020** season and over the last three years, he leads the Royals in starts (63), innings (346.0) and strikeouts (342).

+ Among all Major League pitchers who have debuted since 2020, Singer ranks 1st in starts and innings and ranks 3rd in strikeouts (342), trailing only **Cristian Javier** (378) and **Triston McKenzie** (368).

+ He has induced a called strike on 20.9% of his pitches since his debut in **2020**, which is the 2nd-highest rate in the Majors during that time (min. 3,000 pitches), trailing only **Adam Wainwright** (21.2%).

+ Singer was named Royals Pitcher of the Month four times in **2022**, joining **Zack Greinke** (2009) as the only pitchers to do that since the award was introduced in 1995.

### 2022 HIGHLIGHTS

+ Singer was named the **2022 Bruce Rice** Pitcher of the Year, after he had a career-best 153.1 innings and pitched to a 3.23 ERA, the 5th-best mark by a Royals pitcher (min. 150.0 IP) in the Wild Card Era (since 1995).

+ The last Royal with a lower ERA than Singer (3.23) and a higher win percentage (.667) was **David Cone** during his 1994 Cy Young Award-winning year, in which he went 16-5 (.762) with a 2.94 ERA (56 ER in 171.2 IP).

+ He began the season in the bullpen, but only pitched in 3 of the Royals first 16 games before being optioned to Triple-A Omaha on April 28...he returned on May 17 and made a team-high 24 starts from that point.

+ Upon joining the starting rotation on May 17, Singer went 10-5 with a 3.11 ERA (51 ER in 147.2 IP), the 8th-best ERA in the American League during that time.

+ He recorded 7.0 scoreless innings in back-to-back starts on May 17 and May 22 upon his return from Omaha, and extended his scoreless streak—which began on April 10—to 18.2 innings before it was snapped on May 28, marking the longest scoreless streak by a Royal since **Wade Davis** went 22.0 innings without allowing a run in 2015.

+ Singer made 7 starts in **2022** in which he pitched at least 7.0 innings and allowed 1 run or fewer, which tied for the 4th-most such starts in the American League, trailing only **Martin Pérez** (9), **Justin Verlander** (8) and **Shohei Ohtani** (8).

+ He recorded a career-high 12 strikeouts on July 23 vs. Tampa Bay, a game in which he did not allow a hit until the 6th inning...he followed that up with 10 strikeouts over 7.0 scoreless innings—with 1 hit allowed—on July 28 at Yankee Stadium, becoming the seventh Royal with back-to-back double-digit strikeout starts.

### CAREER HIGHS

STRIKEOUTS	INNINGS
12, 7/23/22 vs. TB	8.1, 6/26/22 vs. OAK

### STREAKS

SCORELESS	HOMERLESS
18.2 IP 4/10/22 - 5/28/22	35.1 IP 6/27/21 - 8/29/21

### BEST RATE OF CALLED STRIKES SINCE 2020\*

PITCHER	RATE
1. Adam Wainwright (STL)	21.2%
<b>2. Brady Singer (KC)</b>	<b>20.9%</b>
3. Rich Hill (MIN/TB/NYM/BOS)	20.4%

\*min. 3,000 pitches

### BEST ERA BY ROYALS PITCHER IN THE WILD CARD ERA (SINCE 1995)\*

PITCHER (YEAR)	ERA
1. Zack Greinke (2009)	2.16 (55 ER in 229.1 IP)
2. James Shields (2013)	3.15 (80 ER in 228.2 IP)
3. Yordano Ventura (2014)	3.20 (65 ER in 183.0 IP)
4. James Shields (2014)	3.21 (81 ER in 227.0 IP)
<b>5. Brady Singer (2022)</b>	<b>3.23 (55 ER in 153.1 IP)</b>

\*min. 150.0 IP

### MOST STARTS W/ ≥ 7.0 IP, ≤ 1 RUN ALLOWED AMERICAN LEAGUE, 2022

PITCHER (TEAM)	GS
1. Martin Pérez (TEX)	9
T2. Justin Verlander (HOU)	8
T2. Shohei Ohtani (LAA)	8
<b>T4. Brady Singer (KC)</b>	<b>7</b>

### 10+ STRIKEOUTS IN CONSECUTIVE STARTS ROYALS HISTORY

PITCHER	STARTS	DATES
Bill Butler	2	July 15-20, 1969
Bret Saberhagen	2	July 4-9, 1989
Kevin Appier	3	Aug. 23-Sept. 3, 1996
Zack Greinke	2	April 18-24, 2009
Yordano Ventura	2	Aug. 27-Sept. 2, 2015
Nate Karns	2	May 8-13, 2017
<b>Brady Singer</b>	<b>2</b>	<b>July 23-28, 2022</b>

### MOST GS IN AL IN 2022 WITH 5.0 IP & 0 BB

PITCHER (TEAM)	STARTS
1. Corey Kluber (TB)	13
2. Jameson Taillon (NYY)	12
<b>T3. Brady Singer (KC)</b>	<b>9</b>

T3. 4 others

## BRADY SINGER (CONT.)

### 2022 HIGHLIGHTS (CONT.)

+ Singer issued 35 walks in 153.1 innings in **2022** for a 2.05 BB/9, a significant improvement on the 3.55 BB/9 rate he recorded from **2020-21**, when he issued 76 walks in 192.2 innings...his 2.05 BB/9 in **2022** was the best by a Royal (min. 150.0 IP) since **James Shields** had a 1.74 BB/9 in 2014.

+ His 4.29 K/BB rate (150 K/35 BB) in **2022** was the 4th-best single-season mark in club history (min. 150.0 IP), behind **Zack Greinke** (4.75) in 2009, **Bret Saberhagen** (4.49) in 1989 & **Danny Duffy** (4.48) in 2016.

+ Singer has a career-best 9-start unbeaten streak from Aug. 9-Sept. 23, in which he went 6-0 with a 1.89 ERA (12 ER in 57 IP)...his ERA during that stretch ranked 2nd in the American League, trailing only **Shohei Ohtani** (1.45), and he became the first Royal to go 6-0 or better with an ERA under 1.90 over a 9-start stretch within the same season since **Kevin Appier** (6-0, 1.81) from June 23-Aug. 12, 1996.

+ He threw 182 changeups in 24 starts in **2022**, accounting for 8.0% of his 2,273 pitches upon his return from Triple-A Omaha on May 17...that total more than doubled the 88 changeups he threw in 27 starts in **2021**, which equaled 3.8% of his pitches.

### ADDITIONAL CAREER HIGHLIGHTS

+ He ranked 2nd on the team with 27 starts in **2021**, despite being placed on the Injured List three times.

+ Singer was charged with 6 errors—all within his first 17 starts—in **2021**, which led all pitchers and tied for the 2nd most in Royals history...he improved on this in **2022**, when he made only 1 error in 153.1 innings.

+ On Aug. 18, **2021** vs. Houston, Singer induced a called strike on 26 of his 92 pitches (28.3%), the 3rd-highest single-game rate by a Royal since 2008 (min. 90 pitches), trailing **Ian Kennedy** (28.8% on 104 pitches) on June 23, 2018 and **Bruce Chen** (28.4% on 102 pitches) on Sept. 23, 2011.

+ He made his Majors debut on July 25, **2020** at Cleveland, becoming the first in Royals history to debut as a starting pitcher within the team's first 2 games.

+ Singer led all first-year pitchers in **2020** in innings (64.1) and strikeouts (61), becoming the second Royal to lead Major League rookies in both categories, following **Steve Busby** in 1973.

+ He was the first pitcher since at least 1901 to record at least 5.0 innings and allow no more than 5 hits in each of his first 7 career road starts, besting **Phil Hughes**, who did it in his first 6 road starts in 2007.

### BEST SINGLE-SEASON K/BB RATE ROYALS HISTORY\*

PITCHER (YEAR)	K/BB
1. Zack Greinke (2009)	4.75 (242/51)
2. Bret Saberhagen (1989)	4.49 (193/43)
3. Danny Duffy (2016)	4.48 (188/42)
<b>4. Brady Singer (2022)</b>	<b>4.29 (150/35)</b>

\*min. 150.0 IP

### ADDITIONAL CAREER HIGHLIGHTS (CONT.)

+ On Sept. 10, **2020** in Cleveland, Singer took a no-hitter into the 8th inning before allowing a 2-out single to **Austin Hedges**...he retired the next batter to complete 8.0 scoreless innings, becoming the 22nd Royals pitcher to allow 1 hit or fewer over 8.0 scoreless innings and the first since **Danny Duffy** on Aug. 1, 2016 at Tampa Bay.

+ He followed up his near no-hitter with 6.0 scoreless innings on Sept. 16, **2020** at Detroit, and struck out the first five batters of the game, matching the franchise record set by **Gil Meche** on June 21, 2008.

### MINOR LEAGUE HIGHLIGHTS

+ In his **2019** debut, he was named Northwest Arkansas Pitcher of the Year, Carolina League midseason All-Star and an Organization All-Star, and was also selected to the SiriusXM All-Star Futures Game.

+ Among Royals minor leaguers in **2019** (min. 100.0 IP), Singer ranked 1st in wins (12), 4th in ERA (2.85) and 5th in strikeouts (138) and WHIP (1.19).

### MISCELLANEOUS NOTES

+ Singer resides in Tampa, Fla with his wife, Tori.

+ In **2018** at the University of Florida, he went 12-3 with a 2.55 ERA and 114 strikeouts as a junior and was named SEC Pitcher of the Year, leading the conference in wins and ERA...he also won the **Dick Howser** Trophy, which is awarded annually to the top player in college baseball, and he was a finalist for the Golden Spikes Award.

+ Singer was named *Baseball America* College Player of the Year in **2018**, becoming the second player drafted by the Royals to earn that honor, following **Alex Gordon** in 2005.

+ He led the Gators to the school's first NCAA College World Series championship in **2017**, when he was named All-SEC Second Team and College World Series All-Tournament Team...he struck out 12 vs. LSU in Game 1 of the CWS finals, the most strikeouts in the championship round since at least 2003.

### CAREER PITCHING

YEAR	TEAM	W-L	ERA	G	GS	SV	IP	H	R	ER	HR	HB	BB	SO	BB/9	SO/9	AVG
<b>2019</b>	Wilmington (A+)	5-2	1.87	10	10	0	57.2	51	20	12	1	7	13	53	2.0	8.3	.248
	NW Arkansas (AA)	7-3	3.47	16	16	0	90.2	86	43	35	8	6	26	85	2.6	8.4	.247
<b>2020</b>	KANSAS CITY	4-5	4.06	12	12	0	64.1	52	29	29	8	2	23	61	3.2	8.5	.220
<b>2021</b>	Omaha (AAA)*	0-2	13.50	2	2	0	4.2	8	7	7	1	1	2	1.9	3.9	.400	
	KANSAS CITY	5-10	4.91	27	27	0	128.1	146	81	70	14	11	53	131	3.7	9.2	.281
<b>2022</b>	Omaha (AAA)	1-0	3.29	3	3	0	13.2	8	5	5	3	0	4	11	2.6	7.2	.163
	KANSAS CITY	10-5	3.23	27	24	0	153.1	140	58	55	18	11	35	150	2.1	8.8	.246
MINOR LEAGUE TOTALS		13-7	3.19	31	31	0	166.2	153	75	59	13	14	44	151	2.4	8.2	.246
MAJOR LEAGUE TOTALS		19-20	4.01	66	63	0	346.0	338	168	154	40	24	111	342	2.9	8.9	.255

\*Minor league injury rehab

### CAREER TRANSACTIONS

**2018:** Selected by Kansas City in the 1st round (18th) of the Draft (Jim Buckley)...**2021:** Placed on the 10-day IL, right shoulder fatigue, July 20-Aug. 11...placed on IL, non-disclosed injury/ailment, Sept. 17-20...placed on 10-day IL, upper arm discomfort, Sept. 29-Oct. 4...**2022:** Placed on Restricted List, July 14-18.



**EVAN SISK**  
**NON-ROSTER INVITEE**

#47 | LHP

B/T	HT/WT	BORN (OPENING DAY AGE)	SERVICE TIME
L/L	6-2/195	April 23, 1997 (25) in Pineville, N.C.	0 days
ACQUIRED		OPTION YEARS USED	
Trade with MIN, 1/23/23 (Sisk & Steven Cruz for Michael A. Taylor)		0/3	

**ROYAL RUNDOWN**

- + ML Spring Training invitee 2023
- + 2022 MiLB.com Organization All-Star (MIN)

**CAREER HIGHLIGHTS**

+ **Samuel Evan Sisk** joins the Royals in **2023** after being acquired from Minnesota with RHP **Steven Cruz** on Jan. 23 for OF **Michael A. Taylor**.

+ Over four professional seasons, has held left-handed hitters to a .172 average (50-for-290) and right-handed hitters to a .255 average (121-for-475).

+ Split **2021** between High-A Peoria, Double-A Springfield (St. Louis) and Double-A Wichita (Minnesota), combining to go 3-1 with a 3.91 ERA (23 ER in 53.0 IP), with 35 walks and 69 strikeouts.

+ Acquired by Minnesota via trade with St. Louis on July 30, **2021** along with RHP **John Gant**, in exchange for LHP **J.A. Happ**.

+ Pitched in 10 games for Scottsdale in the **2021** Arizona Fall League.

+ With High-A Peoria in **2019**, he tied for 1st on the club in games (41), which tied for 7th in Midwest League.

+ Began professional career with rookie-level Johnson City in **2018**, when he pitched to a 1.76 ERA (6 ER in 30.2 IP) with 1 HR allowed and 35 strikeouts.

+ Made his lone professional start in his 3rd career game with Johnson City on July 4, **2018** at Bristol...pitched 3.0 scoreless innings with 2 strikeouts in an eventual 11-2 win.

+ Tied for the Appalachian League lead in **2018** with 4 holds and 5th in fewest baserunners per 9 innings (10.08), and .converted 5 saves in 5 opportunities.

**2022 HIGHLIGHTS**

+ Earned Minnesota MiLB.com Organization All-Star honors as a relief pitcher in **2022** after posting a 1.57 ERA (11 ER in 63.0 IP) with 76 strikeouts against 29 walks across 50 appearances for Double-A Wichita (19 games) and Triple-A St. Paul (31).

+ Held left-handed batters to a .085 (9-for-106) average, compared to .236 (26-for-110) vs. right-handed batters...overall, opponents hit .162.

+ Began season with Double-A Wichita, starting the season with 8 straight scoreless appearances (11.1 IP).

+ He was promoted to Triple-A St. Paul on June 13 and allowed just 4 earned runs in final 20 appearances (22.2 IP) from July 30-Sept. 27.

+ Ranked 2nd on St. Paul's staff in games (31), despite starting season at Wichita...ranked 3rd on staff with an 11.2 K/9 (min. 25.0 IP).

**MISCELLANEOUS NOTES**

- + Evan resides in Chester, S.C.
- + He attended College of Charleston from **2016-18**, going 16-7 with a 3.69 ERA (84 ER in 204.2 IP) with 70 walks and 162 strikeouts in 47 games (32 starts)...went 10-3 with a 2.96 ERA in **2018**, ranking tied for 7th in the NCAA Division 1 in wins...he was teammates there with **Bailey Ober** in **2016-17**.
- + Graduated from Lewisville HS in Richburg, S.C.

**CAREER PITCHING**

YEAR	TEAM	W-L	ERA	G	GS	SV	IP	H	R	ER	HR	HB	BB	SO	BB/9	SO/9	AVG	
2018	Johnson City (R)	0-0	1.76	20	1	5	30.2	23	6	6	1	1	12	35	3.5	10.3	.211	
2019	Peoria (A)	3-6	3.25	41	0	5	61.0	59	27	22	3	5	26	56	3.8	8.3	.260	
2020	Did not play (no minor league season)																	
2021	Peoria (A+)	0-0	2.84	10	0	3	12.2	13	11	4	0	2	8	18	5.7	12.8	.250	
	Springfield (AA)	2-0	3.60	16	0	1	20.0	19	12	8	2	5	12	28	5.4	12.6	.244	
	Wichita (AA)	1-1	4.87	13	0	0	20.1	22	14	11	2	1	15	23	6.6	10.2	.265	
2022	Wichita (AA)	3-0	0.95	19	0	1	28.1	16	3	3	2	0	11	33	3.5	10.5	.160	
	St. Paul (AAA)	2-1	2.08	31	0	0	34.2	19	11	8	0	4	18	43	4.7	11.2	.164	
<b>MINOR LEAGUE TOTALS</b>		<b>11-8</b>	<b>2.69</b>	<b>150</b>	<b>1</b>	<b>15</b>	<b>207.2</b>	<b>171</b>	<b>84</b>	<b>62</b>	<b>10</b>	<b>18</b>	<b>102</b>	<b>236</b>	<b>4.4</b>	<b>10.2</b>	<b>.224</b>	

**CAREER TRANSACTIONS**

**2018:** Selected by St. Louis in 16th round of the Draft...**2021:** Acquired by Minnesota with RHP **John Gant** for LHP **J.A. Happ**, July 30...**2023:** Acquired by Kansas City with RHP **Steven Cruz** for OF **Michael A. Taylor**, Jan. 23.

# COLLIN SNIDER



## COLLIN SNIDER

#40 | RHP

<b>B/T</b>	<b>HT/WT</b>	<b>BORN (OPENING DAY AGE)</b>	<b>SERVICE TIME</b>
R/R	6-4/205	Oct. 10, 1995 (27) in Murfreesboro, Tenn.	114 days
<b>ACQUIRED</b>	<b>SIGNING SCOUT</b>		<b>OPTION YEARS USED</b>
12th round, 2017 Draft	Nick Hamilton (Royals)		1/3

### ROYAL RUNDOWN

- + Made Opening Day roster in 2022
- + 2021 Spring Training non-roster invitee
- + Earned win in relief in MLB debut on 4/9/22
- + Pitched at 2020 Postseason Camp

YEAR	TEAM	W	L	ERA	G	SV	IP	H	R	ER	HR	BB	SO	BB/9	SO/9	AVG
2022	KC	4	2	6.55	42	0	34.1	40	25	25	3	15	22	3.9	5.8	.301

### CAREER HIGHLIGHTS

- + **Collin Snider** made his first Opening Day roster in 2022 and earned the win in his Major League debut on April 8 vs. Cleveland, when he pitched a scoreless top of the 10th ahead of a Royals rally in the bottom half.
- + He was a Spring Training non-roster invitee in 2021.

### 2022 HIGHLIGHTS

- + Snider had five stints with the Royals in 2022, his first season in the big leagues, and he ended the season with the club.
- + He won his debut with on April 9 vs. Cleveland, becoming the 20th pitcher in Royals history to win in his debut and the first since **Foster Griffin** on July 27, 2020.
- + He began his career with 5.1 scoreless innings over 6 appearances, and he pitched in 27 of the club's first 56 games during his first stint from Opening Day through June 9.

- + Snider pitched to a 2.70 ERA (3 ER in 10.0 IP) through his first 12 appearances through May 3, but yielded a 12.66 ERA (15 ER in 10.2 IP) over his next 14 outings, and was optioned on June 10.
- + He pitched in 15 games over his final four stints in the Majors and all but 3 of those appearances were scoreless.
- + Snider stranded 25 of the 31 runners he inherited (80.6%), including each of his first 19, which marked the 4th-longest streak to begin a career since 1957.

### MINOR LEAGUE HIGHLIGHTS

- + Snider recorded a career-high 48 appearances and 64 strikeouts between Double-A Northwest Arkansas and Triple-A Omaha in 2021.
- + In 2020, he participated in the Royals Postseason Camp at Kauffman Stadium.

### CAREER PITCHING

YEAR	TEAM	W-L	ERA	G	GS	SV	IP	H	R	ER	HR	HB	BB	SO	BB/9	SO/9	AVG
2017	Burlington (R)	3-0	1.85	12	0	1	24.1	26	15	5	1	2	6	16	2.2	5.9	.274
	Lexington (A)	0-0	6.75	5	0	1	9.1	14	8	7	3	1	0	6	0.0	5.8	.333
2018	Lexington (A)	5-7	5.57	29	9	1	76.0	111	62	47	13	6	16	50	1.9	5.9	.330
2019	Surprise (R)	0-0	2.08	3	1	0	4.1	3	1	1	0	0	0	0.0	0.0	.188	
	Wilmington (A+)	5-3	2.25	28	0	4	52.0	44	19	13	2	3	11	34	1.9	5.9	.233
2020	Did not play (no minor league season)																
2021	NW Arkansas (AA)	2-1	2.97	27	0	3	36.1	32	12	12	1	3	14	41	3.5	10.2	.241
	Omaha (AAA)	3-2	6.30	21	0	0	30.0	39	23	21	7	2	12	23	3.6	6.9	.312
2022	Omaha (AAA)	2-1	5.40	20	0	0	21.2	18	15	13	1	3	16	13	6.7	5.4	.231
	KANSAS CITY	4-2	6.55	42	0	0	34.1	40	25	25	3	2	15	22	3.9	5.8	.301
MINOR LEAGUE TOTALS		20-14	4.22	145	10	10	254.0	287	155	119	28	20	75	183	2.7	6.5	.283
MAJOR LEAGUE TOTALS		4-2	6.55	42	0	0	34.1	40	25	25	3	2	15	22	3.9	5.8	.301

### CAREER TRANSACTIONS

2017: Selected by Kansas City in the 12th round of the Draft (Nick Hamilton).

### CAREER HIGHS

<b>STRIKEOUTS</b>	<b>INNINGS</b>
2 (4x), last 10/4/22 at CLE	1.2, 4/16/22 vs. DET

### STREAKS

<b>SCORELESS</b>	<b>HOMERLESS</b>
7.1 IP 6/9/22 - 9/7/22	14.2 IP 6/4/22 - 9/22/22

### MOST CONSECUTIVE STRANDED INHERITED RUNNERS TO BEGIN A CAREER (ELIAS)\*

<b>PITCHER (YEAR)</b>	<b>RUNNERS STRANDED</b>
T1. Brendan Donnelly (2002)	21
T1. Shane Greene (2014-17)	21
3. Chris Withrow (2013-16)	20
4. <b>Collin Snider (2022)</b>	<b>19</b>

\*since 1957

### MINOR LEAGUE HIGHLIGHTS (CONT.)

- + Snider missed six weeks due to injury during the 2019 season, but pitched to a 1.42 ERA (3 ER in 19.0 IP) in 12 appearances after his return from the IL, and he finished the season with a 37.0-inning homerless streak that spanned 23 outings.
- + He recorded the save in Game 5 of the Carolina League semifinals in 2019, clinching Wilmington's berth in the championship series.

### MISCELLANEOUS NOTES

- + Collin resides in Murfreesboro, Tenn. with his wife, Rachel, and dog, Jax.
- + He attended Vanderbilt University, where he made 60 appearances (1 start) in three seasons...during his first two seasons from 2015-16, he went 4-0 with a 2.52 ERA (15 ER in 53.2 IP).
- + Graduated from Riverdale HS (Tenn.), where he lettered for four years in baseball.

# JOSH STAUMONT



JOSH STAUMONT			#63   RHP
<b>B/T</b>	<b>HT/WT</b>	<b>BORN (OPENING DAY AGE)</b>	<b>SERVICE TIME</b>
R/R	6-3/215	Dec. 21, 1993 (29) in La Habra, Calif.	3 years, 72 days
<b>ACQUIRED</b>	<b>SIGNING SCOUT</b>		<b>CONTRACT STATUS</b>
2nd round, 2015 Draft	Colin Gonzales (Royals)		1st year arb eligible

ROYAL RUNDOWN			
+ His career 10.1 K/9 ranks 3rd in Royals history	+ First MLB win: 8/25/20 at STL		
+ 2nd in AL in ERA from 2020-21 (min. 90 G)	+ First MLB save: 4/24/21 at DET		

YEAR	TEAM	W	L	ERA	G	SV	IP	H	R	ER	HR	BB	SO	BB/9	SO/9	AVG
2022	KC	3	3	6.45	42	3	37.2	37	28	27	3	29	43	6.9	10.3	.261
<b>CAREER (4 YRS)</b>		<b>9</b>	<b>7</b>	<b>3.82</b>	<b>148</b>	<b>8</b>	<b>148.1</b>	<b>121</b>	<b>73</b>	<b>63</b>	<b>15</b>	<b>82</b>	<b>167</b>	<b>5.0</b>	<b>10.1</b>	<b>.221</b>

## CAREER HIGHLIGHTS

+ **Josh Staumont** has thrown a pitch at 101.0 mph or greater 22 times since **2020**, which marks the 6th most in the American League during that time.

+ He recorded a 2.76 ERA (28 ER in 91.1 IP) from **2020-21**, which was the 2nd-best mark in the American League during that time (min. 90 outings), trailing only **Liam Hendriks** (2.34).

+ Staumont's career 10.13 K/9 ranks 3rd in Royals history (min. 125.0 IP), trailing only **Greg Holland** (11.46 K/9) and **Scott Barlow** (10.70 K/9).

## 2022 HIGHLIGHTS

+ Staumont made the Opening Day roster in **2022** for the third straight year, but endured two stints on the Injured List, from June 26-July 15 with a neck strain, and from Aug. 24 through season's end with right biceps tendinitis.

+ He surrendered a HR to **Aaron Judge** on May 1, snapping a 29.0-inning homerless streak that dated back to Aug. 14, 2021, ending this run 1 out shy of matching his career-best homerless streak of 29.1 innings, set from Sept. 9, 2020-May 19, 2021.

+ Staumont had a 3.67 ERA (11 ER in 27.0 IP) in 30 appearances before the All-Star break, but had a 13.50 ERA (16 ER in 10.2 IP) in 12 outings after the break.

+ He threw a career-high 42 pitches on Aug. 23 vs. Arizona, in which he was charged with 4 runs on 3 hits and 3 walks, and was placed on the IL the following day.

## ADDITIONAL CAREER HIGHLIGHTS

+ In **2021**, he set career bests in innings (65.2), strikeouts (72), games (64), saves (5), wins (4), holds (16), opponents' average (.183) and WHIP (1.07).

+ Staumont recorded a 2.03 ERA (7 ER in 31.0 IP) and .143 opponents' average (15-for-105) after the All-Star break in **2021**, the 6th-best ERA and 2nd-best opponents' average in the American League during that time (min. 30 appearances).

+ He earned his first 3 career saves in 3 consecutive appearances in **2021**, on April 24 and April 26 at Detroit and April 28 at Pittsburgh...according to *Elias*, he was the seventh Royal to earn his first 3 career saves in consecutive appearances and the first since **Mike Minor** earned his first 6 saves in consecutive appearances in 2017.

+ Staumont made the Opening Day roster for the first time in **2020** and recorded 37 strikeouts in 25.2 innings for a 12.97 K/9, which ranked 6th in the American League (min. 25.0 IP).

## CAREER HIGHS

STRIKEOUTS	INNINGS
4, 8/29/19 vs. OAK	2.0 (9x), last 6/28/21 at BOS

## STREAKS

SCORELESS	HOMERLESS
12.0 IP 9/10/21 - 4/9/22	29.1 IP 9/9/20 - 5/19/21

## AL ERA LEADERS FROM 2020-21\*

PITCHER	ERA
1. Liam Hendriks (OAK/CWS)	2.34 (25 ER in 96.1 IP)
2. <b>Josh Staumont (KC)</b>	<b>2.76 (28 ER in 91.1 IP)</b>
3. Scott Barlow (KC)	2.93 (34 ER in 104.1 IP)

\*min. 90 appearances

## BEST K/9 IN ROYALS HISTORY\*

PITCHER	K/9
1. Greg Holland	11.46
2. Scott Barlow	10.70
3. <b>Josh Staumont</b>	<b>10.13</b>

\*min. 125.0 IP

## ADDITIONAL CAREER HIGHLIGHTS (CONT.)

+ His 12.97 K/9 in **2020** marked the 5th-best single-season rate in franchise history (min. 25.0 IP).

+ Staumont accounted for five of the top six highest-velocity pitches in the Majors in **2020**, including a 102.2 mph pitch on Aug. 19 vs. Cincinnati.

+ He threw 36 pitches recorded at 100.0 mph or higher in **2020**, which ranked 3rd in the Majors, and his 20 pitches at 101.0 mph or higher led the Majors.

+ Staumont made his Major League debut on July 25, **2019** vs. Cleveland, recording 2.0 scoreless frames in the 11th and 12th innings.

## MINOR LEAGUE HIGHLIGHTS

+ He started in 51 of his 55 appearances in the minors from **2016-17**, but made only 17 starts in 73 appearances from **2018-19**, as he transitioned into a relief role.

+ Staumont recorded 138 strikeouts in 124.2 innings (10.0 K/9) in **2017**, 2nd most among Royals farmhands behind **Foster Griffin** (141).

+ He made 7 starts with Surprise in the **2016** Arizona Fall League.

+ In his **2015** professional debut, Staumont was named a Rookie League All-Star by *Baseball America*.

## JOSH STAUMONT (CONT.)

### MISCELLANEOUS NOTES

+ Josh resides in La Habra Heights, Calif. with his wife, Angelina...in **2020**, the couple started the "Pitch for Pets" Initiative, partnering with Royals Charities to cover the adoption fees for 100 bully breed dogs through KC Pet Project.

+ He participated in Royals Rally **2023**.

+ In **2021**, Josh and his wife, Angelina, joined forces again with the KC Pet Project for the "Get 'Em Home" Community Drive-Thru Pet Clinic, hosting 67 dogs from 44 different families at the Black Archives of Mid-America in the historic 18th and Vine District, helping pet owners provide vaccinations and pet identifications.

### MISCELLANEOUS NOTES (CONT.)

+ He attended Biola University in **2013** and Azusa Pacific University in California from **2014-15**...during his final collegiate season, he went 6-2 with a 3.67 ERA in 13 outings (12 starts) and led the Pacific West Conference with 109 strikeouts, which tied him for 6th among all NCAA Division II pitchers.

+ Staumont graduated from La Habra HS (Calif.) in **2012**, when as a senior he went 8-2 with a 2.12 ERA (21 ER in 69.1 IP) and 87 strikeouts.

### CAREER PITCHING

YEAR	TEAM	W-L	ERA	G	GS	SV	IP	H	R	ER	HR	HB	BB	SO	BB/9	SO/9	AVG
2015	Surprise (R)	0-0	0.00	4	3	0	8.2	3	0	0	0	1	8	7	8.3	7.3	.103
	Idaho Falls (R)	3-1	3.16	14	1	1	31.1	18	11	11	0	2	24	51	6.9	14.7	.168
2016	Wilmington (A+)	2-10	5.05	18	15	0	73.0	62	49	41	3	7	67	94	8.3	11.6	.230
	NW Arkansas (AA)	2-1	3.04	11	11	0	50.1	42	18	17	2	4	37	73	6.6	13.1	.232
2017	NW Arkansas (AA)	3-4	4.44	10	10	0	48.2	42	25	24	2	4	34	45	6.3	8.3	.244
	Omaha (AAA)	3-8	6.28	16	15	0	76.0	64	56	53	14	8	63	93	7.5	11.0	.227
2018	Omaha (AAA)	2-5	3.51	41	5	1	74.1	59	31	29	4	2	52	103	6.3	12.5	.217
2019	Omaha (AAA)	1-5	3.16	32	12	2	51.1	31	21	18	4	3	37	74	6.5	13.0	.172
	KANSAS CITY	0-0	3.72	16	0	0	19.1	21	13	8	4	1	10	15	4.7	7.0	.273
2020	KANSAS CITY	2-1	2.45	26	0	0	25.2	20	8	7	2	3	16	37	5.6	13.0	.215
2021	KANSAS CITY	4-3	2.88	64	0	5	65.2	43	24	21	6	2	27	72	3.7	9.9	.183
2022	Omaha (AAA)*	0-0	0.00	2	0	0	2.0	1	0	0	0	0	1	4	4.5	18.0	.143
	KANSAS CITY	3-3	6.45	42	0	3	37.2	37	28	27	3	1	29	43	6.9	10.3	.261
MINOR LEAGUE TOTALS		16-34	4.18	148	72	4	415.2	322	211	193	29	31	323	544	7.0	11.8	.215
MAJOR LEAGUE TOTALS		9-7	3.82	148	0	8	148.1	121	73	63	15	7	82	167	5.0	10.1	.221

\*Minor league injury rehab

### CAREER BATTING

AB	H	2B	3B	HR	RBI	SH	AVG	OBP	SLG
0	0	0	0	0	0	0	.000	.000	.000

### CAREER FIELDING

PCT	G	TC	PO	A	E	DP
.933	148	15	6	8	1	0

### CAREER TRANSACTIONS

**2015:** Selected by Kansas City in the 2nd round of the Draft (Colin Gonzales)...**2021:** Placed on IL, non-disclosed injury/ailment, April 13-14...placed on 10-day IL, left knee sprain, May 28-June 6...placed on IL, non-disclosed injury/ailment, Aug. 26-27...**2022:** Placed on 15-day IL, neck strain, June 26-July 15...placed on 15-day IL, right biceps tendinitis, Aug. 24-Oct. 6.

### ROYALS TO WIN MLB DEBUTS

Pitcher	Date	Opponent	IP	H	R	ER	BB	SO
Al Fitzmorris*	Sept. 8, 1969	at Oakland	3.0	2	0	0	0	1
Jim York*	Sept. 21, 1970 (G2)	at White Sox	4.2	3	1	1	1	5
Monty Montgomery*	Sept. 14, 1971	vs. Oakland	6.0	4	0	0	0	4
Norm Angelini*	July 22, 1972	vs. Baltimore	1.1	1	1	1	1	1
Steve Busby*	Sept. 8, 1972 (G2)	vs. Minnesota	9.0	5	2	2	2	7
Rich Gale	April 30, 1978	vs. Milwaukee	7.0	6	0	0	1	4
Craig Chamberlain*	Aug. 12, 1979	vs. Detroit	9.0	6	1	1	2	6
Jeff Twitty*	July 5, 1980	vs. Seattle	2.1	3	1	1	0	1
Keith Creel	May 25, 1982	at White Sox	5.2	5	4	4	4	1
Derek Botelho	July 18, 1982	at Boston	7.0	3	0	0	1	3
Mark Huisman*	Aug. 16, 1983	vs. Detroit	1.1	1	0	0	0	1
Danny Jackson*	Sept. 11, 1983	at Minnesota	3.0	1	0	0	1	5
Scott Bankhead*	May 25, 1986	vs. White Sox	4.0	2	0	0	1	5
Mérido Pérez	Sept. 4, 1987	vs. White Sox	7.0	6	1	0	3	4
Glendon Rusch	April 6, 1997	at Minnesota	8.0	4	2	0	1	4
Jimmy Gobble	Aug. 3, 2003	vs. Tampa Bay	6.0	6	0	0	1	3
J.P. Howell	June 11, 2005	at Arizona	5.0	4	1	1	2	8
Eric Skoglund	May 30, 2017	vs. Detroit	6.1	2	0	0	1	5
Foster Griffin*	July 27, 2020	at Detroit	1.2	0	0	0	0	1
Collin Snider*	April 9, 2022	vs. Cleveland	1.0	1	0	0	0	1

\*Relief appearance

^Complete game



# JOSH TAYLOR



JOSH TAYLOR			#38   LHP
<b>B/T</b>	<b>HT/WT</b>	<b>BORN (OPENING DAY AGE)</b>	<b>SERVICE TIME</b>
L/L	6-5/240	March 2, 1993 (30) in Phoenix, Ariz.	3 years, 121 days
<b>ACQUIRED</b>	<b>SIGNING SCOUT</b>		<b>CONTRACT STATUS</b>
Trade with BOS, 1/24/23	Steve Noworyta (Phillies)		1st year arb eligible

ROYAL RUNDOWN			
+ Did not pitch in 2022 due to injury	+ Had 26-game scoreless streak in 2021		
+ Trade to KC on 1/24/23 was 3rd of his career	+ First MLB win: 8/7/19 vs. KC		
+ He's struck out 29.4% of BF in his MLB career	+ First MLB save: 9/11/21 at CWS		

YEAR	TEAM	W	L	ERA	G	SV	IP	H	R	ER	HR	BB	SO	BB/9	SO/9	AVG
2022	BOS							Did not play in Majors (injured)								
<b>CAREER (3 YRS)</b>		<b>4</b>	<b>3</b>	<b>3.69</b>	<b>121</b>	<b>1</b>	<b>102.1</b>	<b>92</b>	<b>43</b>	<b>42</b>	<b>9</b>	<b>44</b>	<b>129</b>	<b>3.9</b>	<b>11.3</b>	<b>.237</b>

## CAREER HIGHLIGHTS

+ **Josh Taylor** is entering his 10th professional season in **2023**, fourth at the big league level and first with Kansas City, after being acquired from Boston on Jan. 24, **2023** for infielder **Adalberto Mondesi** and a PTBNL.

+ He recorded 26 consecutive scoreless appearances (21.2 IP) from April 30-July 5, **2021**, which marked the 2nd-longest scoreless streak in Red Sox history, 1 game shy of **Koji Uehara's** 27-game streak in 2013.

+ Taylor, a left-handed pitcher, has held left-handed batters to a .478 OPS in his career, which was the 4th-best mark in the Majors from **2019-21** (min. 175 lefties faced), trailing only **Aaron Bummer** (.397), **Adam Kolarek** (.438) and **Ranger Suárez** (.443).

+ He's held left-handed batters to a .174 average (28-for-161) in his career, and only 5 of the 28 hits have gone for extra bases...he's faced 56 left-handed batters since he last allowed an extra-base hit to one, a double by **José Devers** on May 29, **2021**.

+ Taylor has allowed 2 HR to the 177 left-handed batters he's faced in his career: the first was to **Alex Gordon** on June 6, **2019** and the second was to **Rowdy Tellez** on Sept. 10, **2019**.

+ He made his Major League debut with Boston on May 29, **2019** and allowed 6 runs on 12 hits in 5.0 innings in his first 5 career appearances...in 116 outings since, he owns a 3.33 ERA (36 ER in 97.1 IP) and .220 opponents' average (80-for-363).

+ Taylor has a career 2.25 ERA (12 ER in 48.0 IP) in 59 appearances on the road, but he's been hit to the tune of a 4.97 ERA (30 ER in 54.1 IP) in 62 outings at Fenway Park, his home from **2019-21**.

## 2022 HIGHLIGHTS

+ Taylor missed the entire **2022** season due to a low back strain...he did not pitch in Spring Training, and was placed on the 15-day IL on April 4, then transferred to the 60-day IL on May 12.

+ He went on two rehab assignments, the first from April 17-27 and the second from June 21-July 12...he made 13 appearances (7) starts and allowed 10 runs (8 ER) on 20 hits in 12.0 innings.

## ADDITIONAL CAREER HIGHLIGHTS

+ He made his first career Opening Day roster in **2021** and set career highs in appearances (61) and innings (47.2), but missed 16 team games due to three stints on the IL.

+ Taylor held left-handed batters to a .146 average (12-for-82) in **2021**, including .033 (1-for-30) after the All-Star break.

## CAREER HIGHS

STRIKEOUTS	INNINGS
5, 8/11/19 vs. LAA	2.1, 8/11/19 vs. LAA

## STREAKS

SCORELESS	HOMERLESS
21.2 IP 4/30/21 - 7/5/21	28.1 IP 4/30/21 - 8/1/21

## LOWEST OPP OPS VS. LHB FROM 2019-21\*

PITCHER	OPS
1. Aaron Bummer (CWS)	.397
2. Adam Kolarek (TB, LAD, OAK)	.438
3. Ranger Suárez (PHI)	.443
4. <b>Josh Taylor (BOS)</b>	<b>.478</b>

\*min. 175 BF

## MOST CONSECUTIVE SCORELESS APPEARANCES IN RED SOX HISTORY

PITCHER	GAMES	DATES
1. Koji Uehara	27	July 9-Sept. 13, 2013
2. <b>Josh Taylor</b>	<b>26</b>	<b>April 30-July 5, 2021</b>
3. Daniel Bard	25	May 27-July 31, 2011

## ADDITIONAL CAREER HIGHLIGHTS (CONT.)

+ He set the Red Sox franchise record for most consecutive scoreless appearances by a left-handed pitcher, a run that lasted 26 outings from April 30-July 5, **2021**.

+ Taylor allowed 6 runs on 10 hits in 3.0 innings over his first 3 appearances of **2021**, but pitched to a 2.42 ERA (12 ER in 44.2 IP) and .212 opponents' average (35-for-165) in 58 outings the rest of the season.

+ He made his Major League debut on May 29, **2019** and was one of 15 rookies that year to make at least 50 pitching appearances...among that group, he ranked 2nd in ERA (3.04), 3rd in opponents' OPS (.642) and 5th in K/9 (11.79).

+ He earned his 1st career win on Aug. 22, **2019** in the resumption of the Aug. 7, 2019 suspended game vs. the Royals...he pitched a scoreless top of the 10th before Boston broke the 4-4 tie in the bottom half.

## MINOR LEAGUE HIGHLIGHTS

+ Taylor made 48 of his 53 appearances as a starter from **2014-16**, but began his transition to the bullpen in **2017**...from **2017-19**, 88 of his 102 appearances in the minors were in relief.

+ Taylor, an undrafted free agent in **2014**, played for three different organizations in the minors...he was signed by Philadelphia in **2014**, traded to Arizona in July **2015** and then to Boston in May **2018**.

## JOSH TAYLOR (CONT.)

### POSTSEASON HIGHLIGHTS

- + Taylor pitched in 6 of Boston's 11 postseason games in **2021**, recording 3 holds and a 2.25 ERA (1 ER in 4.0 IP).
- + He made his postseason debut in Game 1 of the **2021** ALDS at Tampa Bay and retired the only batter he faced after **Randy Arozarena** stole home with 2 outs in the 7th inning.
- + Taylor recorded a perfect 7th inning in Boston's **2021** ALDS-clinching Game 4 win over the Rays.

### MISCELLANEOUS NOTES

- + Josh resides in Peoria, Ariz.
- + He recorded voicemails for Sox auction winners in **2021**...he also participated in the Red Sox Holiday Caravan in December **2019**, visiting patients at Boston's Children's Hospital, The Jimmy Fund, Shriners Hospital for Children, MassGeneral Hospital for Children, Beth Israel Deaconess Medical Center and The BASE.

### MISCELLANEOUS NOTES (CONT.)

- + The Red Sox Scout who signed Taylor, **Scott Noworyta**, is the father of Royals Triple-A Bench Coach, **David Noworyta**.
- + Taylor attended Georgia College and State University in **2014** and Scottsdale Community College from **2012-13**, when he led the Artichokes to the National Junior College World Series both seasons.
- + He graduated in **2011** from Centennial HS (Ariz.), where he won the team's Cy Young Award three times and was named MVP once.

### CAREER PITCHING

YEAR	TEAM	W-L	ERA	G	GS	SV	IP	H	R	ER	HR	HB	BB	SO	BB/9	SO/9	AVG
2014	GCL Phillies (R)	2-0	0.00	3	0	0	9.1	5	0	0	0	0	4	13	3.9	12.5	.156
2015	Lakewood (A)	4-5	4.61	13	13	0	68.1	71	38	35	6	1	24	70	3.2	9.2	.265
	Kane County (A)	4-3	3.20	11	11	0	59.0	73	29	21	2	1	20	53	3.1	8.1	.311
2016	Visalia (A+)	2-7	5.65	15	13	0	78.0	105	57	49	7	4	24	77	2.8	8.9	.335
	Mobile (AA)	3-4	4.94	11	11	0	54.2	63	32	30	4	1	18	46	3.0	7.6	.289
2017	ACL D-backs (R)	0-0	0.00	1	0	1	1.0	0	0	0	0	0	1	0	0.0	9.0	.000
	Jackson (AA)	4-7	5.01	33	14	1	97.0	115	59	54	7	1	46	91	4.3	8.4	.303
2018	Visalia (A+)	1-2	2.81	14	0	5	16.0	16	9	5	1	0	5	20	2.8	11.3	.262
	Portland (AA)	2-5	3.79	33	0	8	35.2	42	18	15	1	5	18	37	4.5	9.3	.294
	Pawtucket (AAA)	0-0	0.00	1	0	0	2.0	1	0	0	0	0	3	0	0.0	13.5	.143
2019	Pawtucket (AAA)	1-1	2.70	20	0	3	23.1	18	9	7	2	1	11	32	4.2	12.3	.222
	BOSTON	2-2	3.04	52	1	0	47.1	40	17	16	5	2	16	62	3.0	11.8	.229
2020	BOSTON	1-1	9.82	8	0	0	7.1	7	8	8	2	1	5	7	6.1	8.6	.233
2021	BOSTON	1-0	3.40	61	0	1	47.2	45	18	18	2	3	23	60	4.3	11.3	.246
2022	Portland (AA)*	0-1	9.64	5	3	0	4.2	10	5	5	2	0	1	4	1.9	7.7	.455
	Worcester (AAA)*	0-2	3.68	8	4	0	7.1	10	5	3	1	0	2	8	2.5	9.8	.313
MINOR LEAGUE TOTALS		23-37	4.42	168	69	18	456.1	529	261	224	33	14	173	455	3.4	9.0	.295
MAJOR LEAGUE TOTALS		4-3	3.69	121	1	1	102.1	92	43	42	9	6	44	129	3.9	11.4	.237

\*Minor league injury rehab

### POSTSEASON PITCHING

YEAR	SERIES	TEAM/OPP	W-L	ERA	G	GS	SV	IP	H	R	ER	HR	HB	BB	SO	BB/9	SO/9	AVG
2021	ALDS	BOS vs. TB	0-0	0.00	3	0	0	2.0	1	0	0	0	0	1	0.0	4.5	.143	
	ALCS	BOS vs. HOU	0-0	4.50	3	0	0	2.0	3	1	1	0	0	1	0.0	4.5	.333	
POSTSEASON TOTALS			0-0	2.25	6	0	0	4.0	4	1	1	0	0	2	0.0	4.5	.250	

### CAREER BATTING

AB	H	2B	3B	HR	RBI	SH	AVG	OBP	SLG
0	0	0	0	0	0	0	.000	.000	.000

### CAREER FIELDING

PCT	G	TC	PO	A	E	DP
.750	121	8	0	6	2	0

### CAREER TRANSACTIONS

**2014:** Signed by Philadelphia as non-drafted free agent, Aug. 12 (Steve Noworyta)...**2015:** Acquired by Arizona with RHP **Chris Oliver** and the No. 9 overall international bonus pool slot from Philadelphia for the No. 1 overall international bonus pool slot, July 5...**2018:** Acquired by Boston, May 15, as the PTBNL to complete trade that sent IF **Deven Marrero** to Arizona...**2020:** Placed on IL, non-injury/ailment, July 14-Aug. 17...placed on 10-day IL, left shoulder tendinitis, Sept. 11-28...**2021:** Placed on IL, non-injury/ailment, Aug. 15-17...placed on IL, non-injury/ailment, Aug. 31-Sept. 6...placed on 10-day IL, lower back strain, Sept. 26-Oct. 4...**2022:** Placed on 10-day IL, lower back strain, April 7...transferred to 60-day IL, May 11-Nov. 10...**2023:** Acquired by Kansas City from Boston for IF **Adalberto Mondesi** and PTBNL, Jan. 24.

# SAMAD TAYLOR



SAMAD TAYLOR (suh-mahd)			#0   IF/OF
<b>B/T</b>	<b>HT/WT</b>	<b>BORN (OPENING DAY AGE)</b>	<b>SERVICE TIME</b>
R/R	5-10/160	July 11, 1998 (24) in Corona, Calif.	0 days
<b>ACQUIRED</b>		<b>SIGNING SCOUT</b>	<b>OPTION YEARS USED</b>
Trade with TOR, 8/2/22		Mike Bradford (Guardians)	0/3

ROYAL RUNDOWN			
+ Added to 40-man roster on 11/10/22		+ 2021 MiLB.com Organization All-Star (TOR)	
+ Has been traded twice, including to KC in 2022		+ Selected by Cleveland in 10th round in 2016	

## CAREER HIGHLIGHTS

- + **Samad Taylor** was acquired by Kansas City at the **2022** Trade Deadline, but did not play the rest of the season due to a preexisting injury.
- + Taylor had a career season with Double-A New Hampshire in **2021**, when he was named an MiLB.com Organization All-Star...he ranked among the Eastern League leaders in steals (30, 2nd), on-base percentage (.385, 3rd), OPS (.888, 4th), runs (69, 4th), batting average (.294, tied for 4th), and slugging percentage (.503, 8th).
- + He appeared in 25 games with Canberra in the Australian Baseball League during the **2020-21** offseason, and played in 8 games with Licey in the Dominican Winter League during the **2021-22** offseason.
- + He recorded a career-best 44 steals in **2018**, which tied for the 3rd most in the Midwest League...he also ranked among the league leaders in doubles (32, 4th), extra-base hits (48, tied for 4th) and triples (7, tied for 6th).
- + Taylor was selected by Cleveland in the 10th round of the **2016** Draft, but was traded to Toronto in July **2017** along with LHP **Thomas Pannone** for RHP **Joe Smith**.

## 2022 HIGHLIGHTS

- + Taylor recorded 2 home runs and 5 RBI on June 21, **2022** in an 8-7 win vs. St. Paul.
- + He recorded 23 steals in 70 games with Triple-A Buffalo in **2022**, but was placed on the Injured List on June 29 with a left oblique strain...he returned two weeks later and played in 1 game, before going back on the IL with the same injury, and missed the rest of the regular season.
- + Taylor played in 21 games with Surprise in the **2022** Arizona Fall League and tied for 4th in the league with 9 stolen bases.

## MISCELLANEOUS NOTES

- + Taylor resides in Sioux Falls, S.D.
- + He attended Corona Senior HS (Calif.) and graduated in **2016**, when Cleveland selected him in the 10th round of the Draft.

## CAREER BATTING

YEAR	TEAM	G	AB	R	H	2B	3B	HR	RBI	SF	HB	BB	SO	SB	CS	AVG	OBP	SLG	OPS
2016	AZL Indians (R)	32	116	25	34	5	2	1	14	2	2	11	24	6	2	.293	.359	.397	.756
2017	Bluefield (R)	5	16	1	4	0	0	0	3	1	0	3	6	1	0	.250	.350	.250	.600
	Mahoning Valley (A)	28	120	18	36	6	1	4	19	2	1	5	24	4	2	.300	.328	.467	.795
	Vancouver (A)	19	68	7	20	3	0	2	8	2	1	5	18	2	2	.294	.342	.426	.768
2018	Lansing (A)	121	460	67	106	32	7	9	53	3	6	57	99	44	16	.230	.321	.389	.710
2019	Dunedin (A+)	108	319	48	69	20	3	7	38	7	6	49	107	26	10	.216	.325	.364	.689
2020	Did not play (no minor league season)																		
2021	New Hampshire (AA)	87	320	69	94	17	1	16	52	4	8	42	110	30	8	.294	.385	.503	.888
2022	Buffalo (AAA)	70	244	41	63	10	2	9	45	4	3	28	62	23	5	.258	.337	.426	.763
MINOR LEAGUE TOTALS		470	1663	276	426	93	16	48	232	25	27	200	450	136	45	.256	.341	.418	.759

## CAREER TRANSACTIONS

**2016:** Selected by Cleveland in the 10th round of the Draft (Mike Bradford)...**2017:** Acquired by Toronto with LHP **Thomas Pannone** from Cleveland for RHP **Joe Smith**, July 31...**2022:** Acquired by Kansas City with RHP **Max Castillo** from Toronto for IF/OF **Whit Merrifield**, Aug. 2.



**TYLER TOLBERT** #92 | IF  
**NON-ROSTER INVITEE**

<b>B/T</b>	<b>HT/WT</b>	<b>BORN (OPENING DAY AGE)</b>	<b>SERVICE TIME</b>
R/R	6-0/175	Jan. 27, 1998 (25) in Birmingham, Ala.	0 days
<b>ACQUIRED</b>	<b>SIGNING SCOUT</b>	<b>OPTION YEARS USED</b>	
13th round, 2019 Draft	Nick Hamilton (Royals)	0/3	

**ROYAL RUNDOWN**

- + ML Spring Training invitee 2023
- + Went 60-for-60 in SB Attempts in 2022
- + 2022-23 ABL Defensive PoY
- + Went 56-for-57 in SB Attempts in 2021
- + Cousins with NFL QB Joshua Dobbs
- + He's 143-for-146 in steal attempts in his career

**CAREER HIGHLIGHTS**

+ **Tyler Tolbert** earned his first invitation to Major League Spring Training in **2023**.

+ Enters his fourth pro season with 143 stolen bases, and has been caught just thrice (97.9 success rate)... via *STATS*, no minor league player has a higher success rate since his first season in **2019**, and the only player with more stolen bases than Tolbert is Oakland's **Esteury Ruiz** (154-for-186).

+ Since data is available dating back to 1992, no minor leaguer has recorded a higher success rate than Tolbert (min. 100 stolen bases), and he is almost 8.0 points higher than the next highest player, **Claudio Custodio**, who stole 100 bases and was caught 11 times (90.1%) from 2010-21.

+ For reference, Hall of Famer **Rickey Henderson**, who owns the most stolen bases in Major League history, recorded a 78.9% (251-for-318) steal percentage over six minor league seasons and an 80.8% (1406-for-1741) steal percentage over 25 Major League seasons.

+ Tolbert split the **2021** season between the Arizona League (3 games), Class-A Columbia (80 games) and Advanced-A Quad Cities (6 games), recording 55 stolen bases, which ranked 4th among all minor league players, and most among all Royal minor leaguers.

+ He was caught stealing only twice on 57 attempts in **2021**, a 96.5% success rate, the 2nd-highest of any player in either Major or Minor League Baseball (min. 30 stolen bases), behind only Angels prospect **D'Shawn Knowles'** 96.9% rate (31-for-32) at Class-A Inland Empire.

+ Recorded 28 steals in 29 attempts in 50 games during his pro debut in **2019**, 7th in Royals organization.

**2022 HIGHLIGHTS**

+ Went 60-for-60 in stolen base attempts in High-A Quad Cities in **2022**, a feat that no player has done since at least 1992, when data is available, via *STATS*.

**CAREER BATTING**

YEAR	TEAM	G	AB	R	H	2B	3B	HR	RBI	SF	HB	BB	SO	SB	CS	AVG	OBP	SLG	OPS
<b>2019</b>	<b>Idaho Falls (R)</b>	9	34	11	13	2	3	0	6	1	0	1	8	2	1	.382	.389	.618	1.007
	<b>Surprise (R)</b>	41	140	26	31	2	1	0	18	3	7	22	41	26	0	.221	.349	.250	.599
<b>2020</b>	Did not play (no minor league season)																		
<b>2021</b>	<b>ACL Royals Blue (R)</b>	3	11	5	5	0	0	0	0	0	0	1	4	2	0	.455	.500	.455	.955
	<b>Columbia (A)</b>	80	283	56	62	10	7	5	32	2	8	51	95	49	2	.219	.352	.357	.709
	<b>Quad Cities (A+)</b>	6	16	4	3	1	0	1	4	0	0	3	6	4	0	.188	.316	.438	.754
<b>2022</b>	<b>Quad Cities (A+)</b>	116	447	79	100	20	10	4	36	5	5	55	125	60	0	.224	.313	.340	.653
<b>MINOR LEAGUE TOTALS</b>		<b>255</b>	<b>931</b>	<b>181</b>	<b>214</b>	<b>35</b>	<b>21</b>	<b>10</b>	<b>96</b>	<b>11</b>	<b>20</b>	<b>133</b>	<b>279</b>	<b>143</b>	<b>3</b>	<b>.230</b>	<b>.335</b>	<b>.345</b>	<b>.680</b>

**CAREER TRANSACTIONS**

**2019:** Selected by Kansas City in 13th round of the Draft (Nick Hamilton).

**MILB SB%, 1992-2022\***

PLAYER	YEARS	SB	CS	SB%
<b>1. Tyler Tolbert</b>	<b>2019-22</b>	<b>143</b>	<b>3</b>	<b>97.9%</b>
2. Claudio Custodio	2010-21	100	11	90.1%
3. Terrance Gore	2011-22	321	38	89.4%

\*via *STATS* (min. 100 MILB stolen bases between 1992-2022)

**2022 HIGHLIGHTS (CONT.)**

+ Recorded 20 doubles, 10 triples and 4 home runs with 36 RBI over 116 games for the River Bandits.

+ Finished the season leading Quad Cities in games, plate appearances (517), at-bats (447), runs, hits (100), triples and stolen bases.

+ Starred for the Brisbane Bandits of the Australian Winter League, and was named his team's and the league's Defensive Player of the Year...at the plate, he slashed .297/.404/.430 (38-for-128) with 32 runs scored, 9 doubles, 1 triple, 2 home runs and 15 stolen bases.

+ Was teammates in Australia with fellow Royals minor leaguer **Parker Harm**.

**MISCELLANEOUS NOTES**

+ Tyler resides in Trussville, Ala.

+ He is cousins with NFL quarterback **Joshua Dobbs**, who was selected by Pittsburgh in the 4th round of the 2017 NFL Draft out of Tennessee.

+ Attended the University of Alabama-Birmingham from **2017-19**...made an acrobatic catch on April 17, **2018** that was No. 8 on SportsCenter's Top-10 plays that night.

+ Hit .282 with 41 stolen bases in 46 games for UAB in **2019**, including a career-high 5 hits in his final game.

+ Graduated from Hewitt-Trussville HS (Ala.) in **2016**, where he was the Birmingham/Central Alabama Player of the Year after batting .447 as a senior with a school-record 71 hits and 41 stolen bases.



**LUCA TRESH**  
**NON-ROSTER INVITEE**

#88 | C

<b>B/T</b>	<b>HT/WT</b>	<b>BORN (OPENING DAY AGE)</b>	<b>SERVICE TIME</b>
R/R	6-1/195	Jan. 11, 2000 (23) in Clearwater, Fla.	0 days
<b>ACQUIRED</b>	<b>SIGNING SCOUT</b>	<b>OPTION YEARS USED</b>	
17th round, 2021 Draft	Tim Bittner (Royals)	0/3	

**ROYAL RUNDOWN**

- + ML Spring Training invitee 2023
- + Cousins with 1962 AL ROY Tom Tresh
- + Nephew of 12-year MLB veteran Mike Tresh
- + 2022 Quad Cities Player of the Year
- + 2022 MiLB.com Organization All-Star
- + 2021 Arizona Fall League participant

**CAREER HIGHLIGHTS**

- + Luca Tresh earned his first invitation to Major League Spring Training in **2023**.
- + He played in 16 games in his first professional season in **2021**, appearing in 6 games with the ACL Royals Blue before being promoted to Class-A Columbia, where he drove in 5 runs in 10 games.
- + Played in 7 games for Surprise in the Arizona Fall League, just four months after playing in the NCAA College World Series in Omaha, Neb.

**2022 HIGHLIGHTS**

- + Was named the **2022** Quad Cities Player of the Year after he batted .273 (82-for-300) with 30 extra-base hits, 54 RBI, 48 runs and 41 walks in 80 games with the River Bandits, amassing an .830 OPS, before being promoted to Double-A Northwest Arkansas on Aug. 9.
- + He began the season with a 3-hit, 3-RBI game on Opening Day and finished April with a .293/.382/.517 (17-for-58) slashline.
- + Tresh recorded his first career 2-home run game on Aug. 4 vs. Wisconsin while driving in a career-high-tying 4 runs and stole a base as he guided the River Bandits to a 9-6 victory.
- + Finished his time in Quad Cities with an .830 OPS, ranking 5th among High-A primary catchers (min. 300 at-bats).

**2022 HIGHLIGHTS (CONT.)**

- + Played in 24 games with the Naturals, slashing .253/.359/.462 (23-for-91) with 16 runs scored, 4 doubles and 5 home runs to end his season.
- + Earned MiLB.com Organization All-Star honors at the end of the year.

**MISCELLANEOUS NOTES**

- + Luca resides in Safety Harbor, Fla.
- + Attended the North Carolina State University from **2018-21** and led the team with a .405 batting average in just 11 games before the **2020** season ended early due to the COVID-19 pandemic.
- + He started all 56 games of the **2021** college season behind home plate for the Wolfpack, making him one of just three D1 players to start all team games at the same position...led the team with 15 home runs and recorded 14 multi-hit games as the Wolfpack finished 3rd in the College World Series.
- + Tresh graduated from Clearwater Central Catholic High School (Fla.) in **2018**, where he hit .380 with 9 doubles and 3 home runs as a senior.
- + He is the cousin of **Tom Tresh**, who won American League Rookie of the Year in **1962**, was a two-time All-Star and a *Rawlings* Gold Glove Award winner with the Yankees during his nine-year career from 1961-69.
- + Tom's father was **Mike Tresh**, who played 12 seasons with the White Sox from 1938-49.

**CAREER BATTING**

YEAR	TEAM	G	AB	R	H	2B	3B	HR	RBI	SF	HB	BB	SO	SB	CS	AVG	OBP	SLG	OPS
<b>2021</b>	<b>ACL Royals Blue (R)</b>	6	18	2	7	3	0	1	3	0	0	1	4	0	0	.389	.421	.722	1.143
	<b>Columbia (A)</b>	10	35	0	5	1	0	0	5	0	0	4	11	0	0	.143	.231	.171	.402
<b>2022</b>	<b>Quad Cities (A+)</b>	80	300	48	82	15	1	14	54	4	2	41	85	3	3	.273	.360	.470	.830
	<b>NW Arkansas (AA)</b>	24	91	16	23	4	0	5	14	0	2	13	25	1	0	.253	.358	.462	.820
<b>MINOR LEAGUE TOTALS</b>		<b>120</b>	<b>444</b>	<b>66</b>	<b>117</b>	<b>23</b>	<b>1</b>	<b>20</b>	<b>76</b>	<b>4</b>	<b>4</b>	<b>59</b>	<b>125</b>	<b>4</b>	<b>3</b>	<b>.264</b>	<b>.352</b>	<b>.455</b>	<b>.807</b>

**CAREER TRANSACTIONS**

**2021:** Selected by Kansas City in 17th round of the Draft (Tim Bittner).

# DREW WATERS



## DREW WATERS

#6 | OF

<b>B/T</b>	<b>HT/WT</b>	<b>BORN (OPENING DAY AGE)</b>	<b>SERVICE TIME</b>
S/R	6-2/200	Dec. 30, 1998 (24) in Atlanta, Ga.	45 days
<b>ACQUIRED</b>	<b>SIGNING SCOUT</b>		<b>OPTION YEARS USED</b>
Trade with ATL, 7/11/22	Dustin Evans (Braves)		1/3

### ROYAL RUNDOWN

- + 2021 SiriusXM Futures All-Star Game selection
- + 2019 Southern League mid/postseason All-Star
- + 2019 Southern League batting champion
- + 2018-19 MiLB.com Organization All-Star (ATL)
- + 2019 Southern League Most Valuable Player
- + 2018 SAL mid/postseason All-Star

YEAR	TEAM	G	AB	R	H	2B	3B	HR	RBI	BB	SO	SB	CS	AVG	OBP	SLG
2022	KC	32	96	14	23	6	1	5	18	12	40	0	0	.240	.324	.479

### CAREER HIGHLIGHTS

- + **Drew Waters** made his Major League debut with Kansas City on Aug. 22, **2022**, less than five weeks after being acquired from Atlanta on July 11.
- + He had a banner year in **2019**, earning Southern League Most Valuable Player honors and was named a Southern League midseason and postseason All-Star.
- + Waters in **2019** was selected to USA Baseball's Premier12 roster.

### 2022 HIGHLIGHTS

- + Waters began the **2022** season on the Injured List, and made a brief rehab stint with High-A Rome before joining Triple-A Gwinnett on May 3.
- + In 52 games in the Atlanta Braves organization, he recorded 17 extra-base hits in 52 games...in 63 games after being traded to the Royals, he recorded 36 extra-base hits, including Major League and minor league totals.
- + Waters made his Major League debut on Aug. 22 and spent the rest of the season with Kansas City...he hit .182 (10-for-55) with 5 extra-base hits in his first 20 games, but in his last 12 games, he hit .317 (13-for-41) with 7 extra-base hits, including 4 home runs.
- + He went 0-for-3 in his debut on Aug. 22 vs. the White Sox, but had the go-ahead, bases-loaded walk in the 8th inning, making him the second player in American League history to have a go-ahead, bases-loaded walk in the 8th or later of his Majors debut.
- + Of his 23 hits in the Majors, 12 of them (52.2%) went for extra bases.
- + He led the Royals with 5 home runs in September/October and matched **MJ Melendez** for the team lead with 11 extra-base hits.
- + During a 4-game span in Cleveland from Sept. 30-Oct. 3, Waters went 6-for-15 with 3 HR and 8 RBI.
- + On Oct. 3 in Cleveland, Waters hit a go-ahead, 3-run home run in the 10th inning to become the ninth rookie (10th occurrence) in Royals history to hit a go-ahead homer in extra innings.

- + He went 0-for-3 in his debut on Aug. 22 vs. the White Sox, but had the go-ahead, bases-loaded walk in the 8th inning, making him the second player in American League history to have a go-ahead, bases-loaded walk in the 8th or later of his Majors debut.

- + Of his 23 hits in the Majors, 12 of them (52.2%) went for extra bases.
- + He led the Royals with 5 home runs in September/October and matched **MJ Melendez** for the team lead with 11 extra-base hits.
- + During a 4-game span in Cleveland from Sept. 30-Oct. 3, Waters went 6-for-15 with 3 HR and 8 RBI.
- + On Oct. 3 in Cleveland, Waters hit a go-ahead, 3-run home run in the 10th inning to become the ninth rookie (10th occurrence) in Royals history to hit a go-ahead homer in extra innings.

### MINOR LEAGUE HIGHLIGHTS

- + Waters recorded a career-best 28 steals for Triple-A Gwinnett in **2021** and was selected to the SiriusXM All-Star Futures Game.
- + He was a non-roster invitee to Major League Spring Training with Atlanta in **2020** and played in a team-high 17 games, before spending the rest of the year at the club's Alternate Training Site.

### CAREER HIGHS

<b>HITS</b>	<b>RUNS</b>
3, 9/24/22 vs. SEA	2 (2x), last 10/1/22 at CLE
<b>DOUBLES</b>	<b>RBI</b>
1 (6x), last 10/1/22 at CLE	4, 10/3/22 at CLE
<b>TRIPLES</b>	<b>STOLEN BASES</b>
1, 9/24/22 vs. SEA	-
<b>HOME RUNS</b>	<b>WALKS</b>
1 (5x), last 10/3/22 at CLE	2 (3x), last 9/28/22 at DET

### STREAKS

<b>HITTING</b>	<b>ON BASE</b>
4 9/30/22 - 10/3/22	10 9/18/22 - 10/3/22
4 9/18/22 9/25/22	

### WATERS IN 2022

PLAYER	AVG	OBP	SLG	OPS	G	XBH
April 28-July 10*	.253	.311	.411	.722	52	17
July 12-Oct. 5+	.271	.367	.514	.880	63	36

\*before trade to KC +after trade to KC  
includes totals from Majors and minors

### MINOR LEAGUE HIGHLIGHTS (CONT.)

- + In **2019**, Waters was named a Southern League midseason and postseason All-Star.
- + He was named Southern League Most Valuable Player in **2019**...at 20 years old, Waters was the youngest player to win the award since **Delmon Young** did to in 2005 as a 19 year old for Montgomery.
- + Waters won the Southern League batting title in **2019** after batting .319 (134-for-420), a Mississippi single-season franchise record, besting the previous mark of .315 set by **Ozzie Albies** in 2016.
- + He had a 30-game on-base streak from May 23-June 26, **2019**, the 3rd-longest such streak in the history of the Mississippi Braves.
- + Waters led Braves farmhands in **2019** in hits (163), doubles (40), triples (9, tied) and total bases (242), and paced the Southern League in hits (134), doubles (35), triples (9) and extra-base hits (49).
- + Following the **2019** season, he was selected to USA Baseball's Premier12 roster, making the first opportunity for Team USA to qualify for the Tokyo 2020 Olympic Games.
- + In **2018**, Waters was named a South Atlantic League midseason and postseason All-Star and ranked tied for 4th in the league with 32 doubles.
- + He was named Rome's Player of the Year in **2018**.



## DREW WATERS (CONT.)

### MISCELLANEOUS NOTES

+ Waters lives in Marietta, Ga.

+ He was named the **2017** Gatorade State Player of the Year in Georgia, after batting .510 (53-for-104) with 15 HR during his senior season at Etowah HS (Ga.)...he led the Eagles to the first Class 7A state title in school history.

### CAREER BATTING

YEAR	TEAM	G	AB	R	H	2B	3B	HR	RBI	SF	HB	BB	SO	SB	CS	AVG	OBP	SLG	OPS
2017	GCL Braves (R)	14	49	13	17	3	1	2	10	0	2	7	11	2	1	.347	.448	.571	1.019
	Danville (R)	36	149	20	38	11	1	2	14	0	1	16	59	4	2	.255	.331	.383	.714
2018	Rome (A)	84	337	58	102	32	6	9	36	1	6	21	72	20	5	.303	.353	.513	.866
	Florida (A+)	30	123	14	33	7	3	0	3	1	1	8	33	3	0	.268	.316	.374	.690
2019	Mississippi (AA)	108	420	63	134	35	9	5	41	2	4	28	121	13	6	.319	.366	.481	.847
	Gwinnett (AAA)	26	107	17	29	5	0	2	11	1	0	11	43	3	0	.271	.336	.374	.710
2020	Did not play (no minor league season)																		
2021	Gwinnett (AAA)	103	404	70	97	22	1	11	37	1	7	47	142	28	9	.240	.329	.381	.710
2022	Rome (A+)	3	11	5	4	1	0	1	2	0	0	1	3	0	0	.364	.417	.727	1.144
	Gwinnett (AAA)	49	191	26	47	7	3	5	16	2	1	16	57	5	1	.246	.305	.393	.698
	Omaha (AAA)	31	122	29	36	5	2	7	17	0	1	20	41	13	0	.295	.399	.541	.940
	KANSAS CITY	32	96	14	23	6	1	5	18	0	0	12	40	0	0	.240	.324	.479	.803
MINOR LEAGUE TOTALS		484	1913	315	537	128	26	44	187	8	23	175	582	91	24	.281	.347	.444	.791
MAJOR LEAGUE TOTALS		32	96	14	23	6	1	5	18	0	0	12	40	0	0	.240	.324	.479	.803

### CAREER FIELDING

YEAR	POSITION	PCT	G	GS	INN	TC	PO	A	E	DP
2022	LEFT FIELD	1.000	4	2	25.0	8	8	0	0	0
	CENTER FIELD	1.000	12	10	89.0	23	22	1	0	0
	RIGHT FIELD	1.000	17	16	139.0	34	33	1	0	0
CAREER TOTALS (LF)		1.000	4	2	25.0	8	8	0	0	0
CAREER TOTALS (CF)		1.000	12	10	89.0	23	22	1	0	0
CAREER TOTALS (RF)		1.000	17	16	139.0	34	33	1	0	0

### CAREER TRANSACTIONS

**2017:** Selected by Atlanta in the 2nd round of the Draft (Dustin Evans)...**2022:** Acquired by Kansas City with IF **C.J. Alexander** and RHP **Andrew Hoffmann** from Atlanta for Competitive Balance pick (No. 35) in 2022 Draft, July 11.

### ROYALS TO HIT FOR THE CYCLE

Player	Date	Opponent	Result	Order
Fred Patek	July 9, 1971	at Minnesota	W 6-3	2B, 1B, 3B, HR
John Mayberry	Aug. 5, 1977	vs. White Sox	W 12-2	1B, HR, 3B, 2B
George Brett	May 28, 1979	vs. Baltimore	W 5-4 (16 inn.)	3B, HR, 1B, 2B
Frank White	Sept. 26, 1979	at California	W 4-0	1B, HR, 2B, 3B
Frank White	Aug. 3, 1982	vs. Detroit	W 6-5	HR, 2B, 1B, 3B
George Brett	July 25, 1990	at Toronto	W 6-1	1B, 3B, 2B, HR

### HOME RUNS FROM BOTH SIDES OF THE PLATE, REGULAR SEASON (8)

Player	Date	Opponent	L/R	Pitchers
Willie Wilson	June 15, 1979	at Milwaukee	R/L	Mike Caldwell & Bill Castro*
U.L. Washington	Sept. 21, 1979	at Oakland	L/R	Rick Langford & Craig Minetto
Chili Davis	June 7, 1997	vs. Texas	R/L	Darren Oliver & Matt Whiteside
Carlos Beltrán	June 29, 2000	vs. Cleveland	L/R	Bartolo Colón & Andrew Lorraine
	Sept. 6, 2002	vs. Seattle	L/R	Freddy García & John Halama
Wilson Betemit	June 10, 2010	at Minnesota	L/R	Scott Baker & Brian Duensing
Ben Zobrist	Aug. 1, 2015	at Toronto	R/L	Mark Buehrle & Mark Lowe
Kendrys Morales	July 2, 2016	at Philadelphia	L/R	Aaron Nola & Adam Morgan

\*Inside-the-park HR

L/R column represents handedness of batter for first/second HR



**RYAN WEISS** (wyss, like rice) **#69 | RHP**  
**NON-ROSTER INVITEE**

<b>B/T</b>	<b>HT/WT</b>	<b>BORN (OPENING DAY AGE)</b>	<b>SERVICE TIME</b>
R/R	6-4/225	Dec. 10, 1996 (26) in South Elgin, Ill.	0 days
<b>ACQUIRED</b>	<b>SIGNING SCOUT</b>	<b>OPTION YEARS USED</b>	
Claimed from AZ, 7/1/22	Jeremy Kehrt (Diamondbacks)	1/3	

- ROYAL RUNDOWN**
- + ML Spring Training invitee 2022-23
  - + Runs website that provides baseball training
  - + 4-year minor league veteran with AZ & KC
  - + Hosts baseball camp in N.C. during offseason

**CAREER HIGHLIGHTS**

- + **Ryan Weiss** earned his second invitation to Major League Spring Training in **2023**, his first with Kansas City after participating in Arizona's camp in **2022** while on their 40-man roster.
- + In **2021**, he combined to go 6-3 with 1 save, a 4.60 ERA (40 ER in 78.1 IP), 88 strikeouts and a .224 opponents' average while appearing in 34 games (8 starts) between Double-A Amarillo and Triple-A Reno.
- + Won back-to-back Double-A Central Pitcher of the Week honors: May 10-16 and May 17-23, **2021**...threw 6.0 no-hit innings on May 12 at Wichita to claim his first nod, and allowed 1 run over 10.2 innings across two starts on May 18 and 23, both vs. Midland, to earn the second honor.
- + Went 8-7 with a 4.07 ERA (58 ER in 128.1 IP) and 103 strikeouts between Class-A Kane County and High-A Visalia in **2019**.
- + Made his professional debut in **2018** after being selected in the 4th round of the Draft...reported to the ACL, and made 1 appearance before being promoted to Class-A Hillsboro, where he made 12 starts and posted a 3.68 ERA (12 ER in 29.1 IP) with 27 strikeouts and 3 walks.

**2022 HIGHLIGHTS**

- + Began the **2022** season on Arizona's 40-man roster, and debuted with Double-A Amarillo, where he spent just over a month before being promoted to Triple-A Reno.

**2022 HIGHLIGHTS (CONT.)**

- + Made 16 relief appearances and 1 start between the two stops before he was designated for assignment on June 26, and claimed by Kansas City on July 1... he was optioned off the 40-man roster at completion of the deal.
- + In 30 appearances with Triple-A Omaha, he recorded 34 strikeouts in 35.2 innings.

**MISCELLANEOUS NOTES**

- + Ryan resides in Raleigh, N.C., with his wife, Hailey, who played volleyball at Wake Forest University.
- + In **2021** he went public via his social media channels and media outlets, regarding his journey with overcoming the adversity of losing his father, Michael, at age 14 when he committed suicide...also shared the story of losing his mother, Barbara, during his junior year in college from complications of lupus.
- + Held the Ryan Weiss Baseball Camp on Feb. 5 and Feb. 26, **2022** in North Carolina.
- + He runs a website, [www.ryanweissbaseball.com](http://www.ryanweissbaseball.com), that provides baseball training instructions, college recruiting information and coaching tips.
- + Attended Wright State University (Ohio) from **2017-18**...he went 17-3 with a 2.80 ERA (58 ER in 186.2 IP) in two seasons with the Raiders.
- + Was a Cape Cod League All-Star with Hyannis in **2017** after going 2-0 with a 2.52 ERA in 14 games (3 starts).
- + Graduated from South Elgin HS (Ill.) in **2016**, where he grew up an avid Cubs fan.

**CAREER PITCHING**

YEAR	TEAM	W-L	ERA	G	GS	SV	IP	H	R	ER	HR	HB	BB	SO	BB/9	SO/9	AVG
<b>2018</b>	ACL D-backs (R)	0-0	9.00	1	0	0	1.0	2	1	1	0	0	2	0.0	18.0	.400	
	Hillsboro (A)	0-1	3.68	12	12	0	29.1	27	13	12	3	2	3	27	0.9	8.3	.241
<b>2019</b>	Kane County (A)	7-5	3.44	20	20	0	96.2	108	47	37	5	5	26	75	2.4	7.0	.284
	Visalia (A+)	1-2	5.97	6	6	0	31.2	42	23	21	2	0	8	28	2.3	8.0	.323
<b>2020</b>	Did not play (no minor league season)																
<b>2021</b>	Amarillo (AA)	2-2	4.31	13	8	1	48.0	33	24	23	10	2	16	50	3.0	9.4	.192
	Reno (AAA)	4-1	5.04	21	0	0	30.1	32	19	17	2	0	15	38	4.5	11.3	.271
<b>2022</b>	Amarillo (AA)	1-0	4.76	10	0	0	17.0	18	11	9	2	0	1	15	0.5	7.9	.265
	Reno (AAA)	0-0	7.45	7	1	0	9.2	14	8	8	5	1	7	10	6.5	9.3	.326
	Omaha (AAA)	2-2	7.82	30	0	0	35.2	49	33	31	6	1	16	34	4.0	8.6	.325
<b>MINOR LEAGUE TOTALS</b>		<b>17-13</b>	<b>4.78</b>	<b>120</b>	<b>47</b>	<b>1</b>	<b>299.1</b>	<b>325</b>	<b>179</b>	<b>159</b>	<b>35</b>	<b>11</b>	<b>92</b>	<b>279</b>	<b>2.8</b>	<b>8.4</b>	<b>.276</b>

**CAREER TRANSACTIONS**

**2018:** Selected by Arizona in 4th round of the Draft (Jeremy Kehrt)...**2022:** Claimed off waivers by Kansas City, July 1.

# BOBBY WITT JR.



## BOBBY WITT JR.

#7 | IF

<b>B/T</b>	<b>HT/WT</b>	<b>BORN (OPENING DAY AGE)</b>	<b>SERVICE TIME</b>
R/R	6-1/205	June 14, 2000 (22) in Bedford, Texas	1 year
<b>ACQUIRED</b>	<b>SIGNING SCOUT</b>	<b>OPTION YEARS USED</b>	
1st round (2nd), 2019 Draft	Chad Lee (Royals)	0/3	

### ROYAL RUNDOWN

- + 2022 Royals Les Milgram Player of the Year
- + 2022 Royals Heart & Hustle nominee
- + 2021 *Baseball America* MiLB Player of the Year
- + 2021 *USA Today Sports* MiLB Player of the Year
- + 2021 Royals George Brett Hitter of the Year
- + 2021 SiriusXM All-Star Futures Game selection
- + 2021 Triple-A East postseason All-Star
- + 2021 MiLB Triple-A East Top MLB Prospect

YEAR	TEAM	G	AB	R	H	2B	3B	HR	RBI	BB	SO	SB	CS	AVG	OBP	SLG
2022	KC	150	591	82	150	31	6	20	80	30	135	30	7	.254	.294	.428

### CAREER HIGHLIGHTS

+ **Bobby Witt Jr.** was named the Royals **Les Milgram** Player of the Year in **2022**, as voted on by the Kansas City Chapter of the **BBWAA**...he became the fourth Royals rookie to win the award since it was first established in 1971, following **Bob Hamelin** in 1994, **David DeJesus** in 2004 and **Mike Aviles** in 2008.

+ In **2021**, Witt Jr. recorded 33 home runs and 29 steals in 124 games between Double-A Northwest Arkansas and Triple-A Omaha...for his efforts, he was named the Royals **George Brett** Hitter of the Year, *Baseball America's* Minor League Player of the Year and *USA Today Sports'* Minor League Player of the Year.

### 2022 HIGHLIGHTS

+ Witt Jr. led all rookies in **2022** in extra-base hits (57), RBI (80), stolen bases (30) and games (150), ranked 2nd in hits (150), doubles (31), triples (6) and total bases (253) and ranked 3rd in runs (82) and home runs (20).

+ Among first-year players in Royals history, he set club records in extra-base hits, RBI, stolen bases, total bases, runs and home runs.

+ He became just the fifth player in Royals history to record a season with at least 20 homers and 20 steals, joining **Jeff Francoeur** (2011), **Carlos Beltrán** (1999, 2001-03), **Bo Jackson** (1988-89) and **Amos Otis** (1978).

+ Witt Jr. was one of two players in the Majors in **2022** to record at least 20 homers and 30 steals, along with Tampa Bay's **Randy Arozarena**...he was the fifth rookie in the Live Ball Era (since 1920) to record a 20-HR, 30-steal season, following **Mike Trout** (2012), **Devon White** (1987), **Mitchell Page** (1977) and **Tommie Agee** (1966).

+ He was the fifth player in the last 49 years to record 20 homers and 30 steals in his age-22 season or younger, joining an exclusive list that includes **Ronald Acuña Jr.** (2019), **Mike Trout** (2012-13), **Álex Rodríguez** (1998) and **Barry Bonds** (1987).

+ Witt Jr. was the third first-year player in American League history with at least 50 extra-base hits and 30 steals in a season, following **Ichiro Suzuki** (2001) and **Mitchell Page** (1977).

+ He was the first American League player to record at least 55 extra-base hits in his first season since **José Abreu** (73) in his 2014 Rookie of the Year season.

+ Witt Jr.'s 80 RBI were the most by a first-year player since **Pete Alonso** had 120 in 2019 and were the most by an American League first-year player since **José Abreu** had 107 in 2014...Witt Jr. was the first player in the Live Ball Era (since 1920) to record at least 80 RBI and 30 steals in his first big league season.

### CAREER HIGHS

HITS	RUNS
4, 7/11/22 vs. DET	2 (17x), last 9/25/22 vs. SEA
DOUBLES	RBI
3, 5/28/22 at MIN	4, 6/21/22 at LAA
TRIPLES	STOLEN BASES
1 (6x), last 8/23/22 vs. AZ	2 (3x), last 8/27/22 vs. SD
HOME RUNS	WALKS
2, 6/21/22 at LAA	3, 6/26/22 vs. OAK

### STREAKS

HITTING	ON BASE
13 9/16/22 - 10/1/22	17* 9/16/22 - 10/5/22

\*active entering 2023

### WITT JR.'S MLB ROOKIE RANKS, 2022

	TOTAL	RANK
Extra-base hits	57	1st
RBI	80	1st
Stolen bases	30	1st
Games	150	1st
Hits	150	2nd
Doubles	31	2nd
Triples	6	2nd
Total bases	253	2nd
Runs	82	3rd
Home runs	20	3rd

### LAST 49 YEARS, ≥ 20 HR & 30 SB IN AGE 22 SEASON OR YOUNGER

PLAYER	AGE	YEAR
<b>Bobby Witt Jr.</b>	<b>22</b>	<b>2022</b>
Ronald Acuña Jr.	21	2019
Mike Trout	20-21	2012-13
Álex Rodríguez	22	1998
Barry Bonds	22	1987

### 20/20 SEASONS, ROYALS HISTORY

PLAYER (YEAR)	HR	SB
<b>Bobby Witt Jr. (2022)</b>	<b>20</b>	<b>30</b>
Jeff Francoeur (2011)	20	22
Carlos Beltrán (2003)	26	41
Carlos Beltrán (2002)	29	35
Carlos Beltrán (2001)	24	31
Carlos Beltrán (1999)	22	27
Bo Jackson (1989)	32	26
Bo Jackson (1988)	25	27
Amos Otis (1978)	22	32

## BOBBY WITT JR. (CONT.)

### 2022 HIGHLIGHTS (CONT.)

+ He made his Major League debut on Opening Day at age 21, and was the 4th-youngest player on an Opening Day roster in **2022**, older than **Wander Franco**, **Julio Rodríguez** and **C.J. Abrams**..at 21 years, 297 days, he was the youngest player in Royals history to debut on Opening Day.

+ On Opening Day, Witt Jr. recorded the go-ahead RBI double in the 8th inning off **Triston McKenzie** to break a 1-1 tie, marking his 1st hit and RBI...according to *STATS*, he became the first player in the Modern Era to have his 1st hit be a go-ahead, extra-base hit in the 8th inning or later on Opening Day.

+ With his debut, Witt Jr. became the first player to appear for the Royals who was born in the 2000s.

+ Witt Jr. recorded 25 go-ahead RBI in **2022**, which matched **Aaron Judge** for 4th most in the American League, trailing only **José Ramírez** (31), **Yordan Alvarez** (28) and **Bo Bichette** (26).

+ His 20 home runs had an average distance of 416 ft., according to *Statcast*, which led the American League (min. 20 HR) and ranked 3rd in the Majors, trailing two players who played at Coors Field in **C.J. Cron** (426 ft.) and **Ryan McMahon** (425 ft.).

+ Witt Jr. led the Majors in sprint speed, according to *Statcast* (min. 100 opportunities), at 30.4 ft.-per-second, which was faster than **Trea Turner** (30.3 ft/sec)...Witt Jr.'s average home-to-first time of 4.13 seconds was tied for 2nd best in the Majors, trailing only **Shohei Ohtani** (4.09).

+ He ranked 4th in the American League with 30 stolen bases, trailing only **Jorge Mateo** (35), **Cedric Mullins** (34) and **Randy Arozarena** (32), and his 81.1% success rate led the American League (min. 35 attempts).

+ Witt Jr. and **Salvador Perez** were honored for their Electric Play of the Week during the first week of the season...in the second game, on April 9 vs. Cleveland, the Guardians had the bases loaded with 1 out, when Witt Jr. made a back-handed stab at third base and threw home to Perez to erase the potential tying run...the Royals won 1-0 in 10 innings.

+ On June 21 at Anaheim, Witt Jr. went 3-for-5 with 2 home runs and 4 RBI, becoming the 2nd-youngest player in Royals history to record a multi-HR game...he had 10 total bases in the game—not including an intentional walk in the 11th inning—matching a single-game club record for a shortstop, previously done by **Bill Pecota** on July 14, 1989 (Game 1), **U.L. Washington** on Sept. 21, 1979 and **Fred Patek** on July 9, 1971.

+ On July 11 vs. Detroit, he became the first player since RBI became a statistic in 1920 to record at least 6 hits, 3 RBI and 3 stolen bases in a doubleheader sweep (*STATS*)...he also became the seventh Royal in the last 40 seasons to a steal in both games of a doubleheader and the first since **Emilio Bonifacio** on Aug. 16 2013 at Detroit.

+ Witt Jr. was charged with 16 errors (.952 fielding pct.) in his first 97 games, but committed only 3 errors (.984 fielding pct.) in his last 53 games.

### MINOR LEAGUE HIGHLIGHTS

+ Witt Jr. led all minor league players with 72 extra-base hits in **2021** and ranked 2nd in runs (99) and total bases (286)...he had 35 doubles, 33 homers and 29 steals, falling just short of becoming the third minor league player since 1990 to record a 30/30/30 season...on Sept. 30, he did record a steal—which would've been his 30th—but it was nullified after the game was canceled prior to becoming official.

### MOST GO-AHEAD RBI IN AL IN 2022

PLAYER	GA RBI
1. José Ramírez	31
2. Yordan Alvarez	28
3. Bo Bichette	26
<b>T4. Bobby Witt Jr.</b>	<b>25</b>
T4. Aaron Judge	25

### AVG HR DISTANCE, 2022 (MIN. 20 HR)

PLAYER	AVG	HR
1. C.J. Cron	426 ft.	29
2. Ryan McMahon	425 ft.	20
<b>3. Bobby Witt Jr.</b>	<b>416 ft.</b>	<b>20</b>

### AVG EXIT VELO ON HR, 2022 (MIN. 20 HR)

PLAYER	AVG	HR
1. Aaron Judge	109.0 mph	62
2. Giancarlo Stanton	108.9 mph	31
3. Shohei Ohtani	108.0 mph	34
<b>T4. Bobby Witt Jr.</b>	<b>107.5 mph</b>	<b>20</b>
T4. Vladimir Guerrero Jr.	107.5 mph	32
T4. Teoscar Hernández	107.5 mph	25

### AVG SPRINT SPEED, 2022\*

PLAYER	AVG	HP TO 1B
<b>1. Bobby Witt Jr.</b>	<b>30.4 ft/sec</b>	<b>4.13 sec</b>
2. Trea Turner	30.3 ft/sec	4.13 sec
3. Jorge Mateo	30.1 ft/sec	4.20 sec

\*min. 100 opportunities

### ROYALS TO WIN BASEBALL AMERICA MINOR LEAGUE PLAYER OF THE YEAR

PLAYER	YEAR
<b>Bobby Witt Jr.</b>	<b>2021</b>
Wil Myers	2012
Alex Gordon	2006
Tom Gordon	1988

### MINOR LEAGUE HIGHLIGHTS (CONT.)

+ Witt Jr. was named *Baseball America's* Minor League Player of the Year in **2021**, becoming the fourth Royal to receive the honor...the Royals four Minor League Player of the Year Award winners are tied with Atlanta for the most by any club in the 41-year history of the award.

+ He was named the club's **George Brett** Hitter of the Year Award in **2021**, given to the top position player in the organization.

+ In **2021**, he was named *USA Today Sports'* Minor League Player of the Year and *The Athletic* Prospect of the Year.

+ Witt Jr. in **2021** became the first Royals minor leaguer with 20 homers and 20 steals in a season since **Alex Gordon** in 2006.

+ He was named Triple-A East Top MLB Prospect in **2021**, and was a Triple-A East postseason All-Star at shortstop...Witt Jr. was also selected to the SiriusXM All-Star Futures Game.

+ Witt Jr.'s 1st HR at Triple-A was an inside-the-park HR on July 21, **2021** vs. St. Paul, the first by an Omaha player since June 2014 (**Paulo Orlando**)...he hit another inside-the-park HR on Sept. 8, becoming the first player in the Storm Chasers Era (since 2011) to hit multiple inside-the-park HR in the same season.

+ He spent the **2020** season at the Royals Alternate Training Site and participated in the club's Postseason Camp at Kauffman Stadium.

## BOBBY WITT JR. (CONT.)

### MISCELLANEOUS NOTES

- + Bobby resides in Colleyville, Texas.
- + He participated in Royals Rally **2023**.
- + Witt Jr. played for Team USA in the **2023** World Baseball Classic.
- + His father, **Bobby Witt Sr.**, pitched in the Majors for 16 seasons from 1986-2001 with seven different teams, after being selected 3rd overall by Texas in 1985...when Bobby Jr. was selected by Kansas City 2nd overall in **2019**, the Witts became the ninth father-son duo selected in the 1st round of the Draft and the first to be selected within the first 3 picks...they're the highest-drafted father-son duo in Major League history, surpassing **Tom Grieve** (6th overall in 1968) and **Ben Grieve** (2nd overall in 2004).

### MISCELLANEOUS NOTES (CONT.)

- + Witt Jr. graduated from Colleyville Heritage HS (Texas), where he hit .500 (63-for-126) with 15 HR, 44 RBI and 16 steals in 38 games as a senior in **2019**, and was named Gatorade National High School Baseball Player of the Year.
- + He bypassed a scholarship from the University of Oklahoma when he signed with the Royals in **2019**.

### CAREER HR HIGHLIGHTS

#### MULTI-HR GAMES (1)

+ 6/21/22 at LAA (2)

#### PITCHER(S)

Reid Detmers & Jimmy Herget

### CAREER BATTING

YEAR	TEAM	G	AB	R	H	2B	3B	HR	RBI	SF	1B	BB	SO	SB	CS	AVG	OBP	SLG	OPS
2019	Surprise (R)	37	164	30	43	2	5	1	27	2	1	13	35	9	1	.262	.317	.354	.671
2020		Did not play (no minor league season)																	
2021	NW Arkansas (AA)	61	244	44	72	11	4	16	51	4	6	25	67	14	8	.295	.369	.570	.939
	Omaha (AAA)	62	253	55	72	24	0	17	46	3	2	26	64	15	3	.285	.352	.581	.933
2022	KANSAS CITY	150	591	82	150	31	6	20	80	5	6	30	135	30	7	.254	.294	.428	.722
MINOR LEAGUE TOTALS		160	661	129	187	37	9	34	124	9	9	64	166	38	12	.283	.350	.520	.870
MAJOR LEAGUE TOTALS		150	591	82	150	31	6	20	80	5	6	30	135	30	7	.254	.294	.428	.722

### CAREER FIELDING

YEAR	POSITION	PCT	G	GS	INN	TC	PO	A	E	DP
2022	THIRD BASE	.976	55	50	444.0	125	32	90	3	7
	SHORTSTOP	.959	98	96	825.2	388	113	259	16	51
CAREER TOTALS (3B)		.976	55	50	444.0	125	32	90	3	7
CAREER TOTALS (SS)		.959	98	96	825.2	388	113	259	16	51

### CAREER TRANSACTIONS

**2019:** Selected by Kansas City in the 1st round (2nd) of the Draft (Chad Lee).

### HEART & HUSTLE AWARD

Created by the Major League Baseball Players Alumni Association in 2005, the Heart & Hustle Award is voted on by Alumni and active Major League players and is presented annually to an active player who demonstrates a passion for the game of baseball and best embodies the values, spirit and traditions of the game.

The MLBPA formed 30 committees, comprised of Alumni players with established relationships to each team. One player from each major league team is chosen by the committees based on the passion, desire, and work ethic demonstrated both on and off the field. As the season draws to a close, fans, all Alumni and active players will vote to select the final winner from the 30 team winners.



### ROYALS HEART & HUSTLE NOMINEES

YEAR	PLAYER	YEAR	PLAYER	YEAR	PLAYER
2005	-	2011	Alex Gordon	2017	Eric Hosmer
2006	Doug Mientkiewicz	2012	Jeff Francoeur	2018	Salvador Perez
2007	David DeJesus	2013	Alex Gordon	2019	Whit Merrifield
2008	David DeJesus	2014	Alex Gordon	2020	-
2009	Mark Teahen	2015	Alex Gordon	2021	Salvador Perez
2010	David DeJesus	2016	Eric Hosmer	2022	<b>Bobby Witt Jr.</b>



**NICK WITTGREN**  
**NON-ROSTER INVITEE**

#64 | RHP

<b>B/T</b>	<b>HT/WT</b>	<b>BORN (OPENING DAY AGE)</b>	<b>SERVICE TIME</b>
R/R	6-2/210	May 29, 1991 (31) in Torrance, Calif.	5 years, 164 days
<b>ACQUIRED</b>	<b>SIGNING SCOUT</b>		<b>OPTION YEARS USED</b>
Signed as MiLB FA, 12/23/22	Kevin Ibach (Marlins)		2/3

**ROYAL RUNDOWN**

- + 7-year Major League veteran with MIA, CLE & STL + 2013 FSL postseason All-Star
- + Has made 4 Opening Day rosters with 3 teams + 2013 MiLB.com Organization All-Star (MIA)
- + MLB debut: 4/19/16 vs. WSH + 2013 Arizona Fall League All-Prospect
- + 2015 PCL midseason All-Star + 2012-13 NYPL midseason All-Star

YEAR	TEAM	W	L	ERA	G	SV	IP	H	R	ER	HR	BB	SO	BB/9	SO/9	AVG
2022	STL	1	0	5.90	29	1	29.0	35	19	19	1	10	17	3.1	5.3	.299
<b>CAREER (7 YRS)</b>		<b>19</b>	<b>15</b>	<b>3.96</b>	<b>287</b>	<b>6</b>	<b>300.1</b>	<b>286</b>	<b>141</b>	<b>132</b>	<b>40</b>	<b>86</b>	<b>282</b>	<b>2.6</b>	<b>8.5</b>	<b>.250</b>

**CAREER HIGHLIGHTS**

+ **Nick Wittgren**, who has pitched in parts of seven seasons in the Majors, joins the Royals as a non-roster invitee in **2023** after spending **2022** in St. Louis.

+ He has allowed only 1 stolen base over 287 Major League appearances, to **Kyle Tucker** on July 19, **2021**... in the Expansion Era (1961-present), the only other pitcher to throw at least 300.0 innings and allow no more than 1 stolen base was former Royals Minor League Pitching Coordinator **Jason Simontacchi** (355.2 IP, 1 SB).

+ Wittgren has not committed an error in 43 total chances over his seven Major League seasons...his only error in professional baseball came with Triple-A New Orleans in **2015**.

+ Since his Major League debut in **2016**, he ranks 22nd among Major League pitchers (min. 250 appearances, 300.0 IP) with a 3.28 K/BB ratio.

+ He's allowed only 27 of 130 inherited runners to score in his career, and that rate of 20.8% ranks 5th in the Majors since **2016** (min. 275 appearances).

**2022 HIGHLIGHTS**

+ He allowed just 1 run over his first 9 appearances (6.1 IP) with St. Louis in **2022**, but recorded a 7.50 ERA (10 ER in 12.0 IP) in May and a 6.75 ERA (8 ER in 10.2 IP) in June, before being designated for assignment on July 2 and released on July 9...did not play professional baseball for the rest of the season.

+ Pitched in 8 games for the Águilas Cibaeñas of the Dominican Winter League during the offseason, and scattered just 4 hits across 8.0 scoreless frames, racking up 9 strikeouts.

**POSTSEASON HIGHLIGHTS**

+ He recorded 1.1 scoreless innings in his only postseason appearance in Game 2 of the **2020** Wild Card Series vs. New York.

**MISCELLANEOUS NOTES**

+ Nick resides in Jupiter, Fla., with his wife, Ashley, and sons, Jackson and Camden.

**CAREER HIGHS**

STRIKEOUTS	INNINGS
4 (3x), last, 4/10/19 at DET	3.0 (2x), last, 4/13/17 vs. HOU

**STREAKS**

SCORELESS	HOMERLESS
12.2 IP 6/29/16 - 7/27/16	38.0 IP 7/9/17 - 9/23/18

**INHERITED RUNNERS SCORED PERCENTAGE\***

PLAYER	GAMES	IR	IRS	IRS%
1. Shane Greene	310	85	16	18.8%
2. Craig Kimbrel	354	63	12	19.0%
3. Matt Barnes	392	130	26	20.0%
4. Kenley Jansen	428	88	18	20.5%
<b>5. Nick Wittgren</b>	<b>287</b>	<b>130</b>	<b>27</b>	<b>20.8%</b>

\*Since 2016, min. 275 games played

**PITCHERS W/ 300.0+ IP & ≤ 1 SB (SINCE 1961)**

PLAYER	IP	SB	CS	SB%
<b>Nick Wittgren</b>	<b>300.1</b>	<b>1</b>	<b>4</b>	<b>20.0%</b>
Jason Simontacchi	355.2	1	5	16.7%

\*1961 signifies the beginning of the Expansion Era

**MISCELLANEOUS NOTES (CONT.)**

+ Attended Purdue University from **2011-12**, where he earned Second Team All-Big Ten honors in his first season, and helped lead the **2012** Boilermakers to their first regular season Big Ten title since 1909...he left Purdue as their all-time saves leader (22).

+ Was teammates at Purdue from **2011-12** with eight-year Major League veteran **Kevin Plawecki**.

+ Played for Hyannis in the **2011** Cape Cod League, where he played alongside Plawecki, **Joey Rickard**, **Eric Stamets**, **Zach Vincej** and **Dietrich Enns**.

+ Began his collegiate career at Parkland College (Ill.) in **2010**, where he went 10-0 with 1 save and 54 strikeouts in 60.2 innings pitched, guiding Parkland to a 5th place finish at the NJCAA DII World Series.

+ Graduated from McCutcheon HS (Ind.) in **2009**, where he lettered in baseball, basketball and tennis.



# NICK WITTGREN (CONT.)

CAREER PITCHING																	
YEAR	TEAM	W-L	ERA	G	GS	SV	IP	H	R	ER	HR	HB	BB	SO	BB/9	SO/9	AVG
2012	Jamestown (A)	0-2	1.46	17	0	11	24.2	24	4	4	0	1	4	34	1.5	12.4	.250
	Greensboro (A)	0-0	0.00	6	0	2	6.0	1	0	0	0	0	1	13	1.5	19.5	.053
2013	Jupiter (A+)	2-1	0.83	48	0	25	54.1	42	7	5	1	2	10	59	1.7	9.8	.211
	Jacksonville (AA)	0-0	0.00	4	0	1	4.0	0	0	0	0	0	0	4	0.0	9.0	.000
2014	Jacksonville (AA)	5-5	3.55	52	0	20	66.0	73	31	26	6	2	14	56	1.9	7.6	.281
2015	Jacksonville (AA)	0-0	0.00	2	0	1	1.2	0	0	0	0	0	0	3	0.0	16.2	.000
	New Orleans (AAA)	1-6	3.03	51	0	19	62.1	58	22	21	6	1	8	64	1.2	9.2	.245
2016	New Orleans (AAA)	1-0	1.42	10	0	2	12.2	6	2	2	1	0	4	11	2.8	7.8	.143
	MIAMI	4-3	3.14	48	0	0	51.2	50	18	18	6	1	10	42	1.7	7.3	.254
2017	New Orleans (AAA)	0-0	0.00	5	0	0	5.0	3	0	0	0	0	6	0.0	10.8	.158	
	MIAMI	3-1	4.68	38	0	0	42.1	46	22	22	5	0	13	43	2.8	9.1	.277
2018	Jacksonville (AA)	0-1	13.50	2	0	0	1.1	4	2	2	2	1	0	1	0.0	6.8	.571
	New Orleans (AAA)	0-5	5.22	25	0	2	29.1	34	21	17	4	1	8	34	2.5	10.4	.283
	MIAMI	2-1	2.94	32	0	0	33.2	29	13	11	1	1	15	31	4.0	8.3	.223
2019	Columbus (AAA)	0-0	3.86	2	0	0	2.1	3	2	1	0	0	2	4	7.7	15.4	.273
	CLEVELAND	5-1	2.81	55	0	4	57.2	47	22	18	10	0	15	60	2.3	9.4	.218
2020	CLEVELAND	2-0	3.42	25	0	0	23.2	18	9	9	4	5	6	28	2.3	10.7	.209
2021	CLEVELAND	2-9	5.05	60	1	1	62.1	61	38	35	13	2	17	61	2.5	8.8	.261
2022	ST. LOUIS	1-0	5.90	29	0	1	29.0	35	19	19	1	4	10	17	3.1	5.3	.299
MINOR LEAGUE TOTALS		9-20	2.60	224	0	83	269.2	248	91	78	20	8	51	289	1.7	9.7	.241
MAJOR LEAGUE TOTALS		19-15	3.96	287	1	6	300.1	286	141	132	40	13	86	282	2.6	8.5	.250

CAREER BATTING											CAREER FIELDING						
AB	H	2B	3B	HR	RBI	SH	AVG	OBP	SLG		PCT	G	TC	PO	A	E	DP
4	0	0	0	0	0	0	.000	.000	.000		1.000	287	43	19	24	0	4

POSTSEASON PITCHING																		
YEAR	SERIES	TEAM/OPP	W-L	ERA	G	GS	SV	IP	H	R	ER	HR	HB	BB	SO	BB/9	SO/9	AVG
2020	ALWC	CLE vs. NYY	0-0	0.00	1	0	0	1.1	0	0	0	0	0	2	3	13.5	20.3	.000
POSTSEASON TOTALS			0-0	0.00	1	0	0	1.1	0	0	0	0	0	2	3	13.5	20.3	.000

**CAREER TRANSACTIONS**  
**2012:** Selected by Miami in 9th round of the Draft (Kevin Ibach)...**2017:** Placed on 10-day IL, right elbow strain, July 27-end of season...**2018:** Placed on 10-day IL, right middle finger contusion, June 2-21...**2019:** Acquired by Cleveland from Miami for RHP **Jordan Milbrath**, Feb. 4...**2022:** Signed by St. Louis as a Major League free agent, March 13...released July 9...signed by Kansas City as a minor league free agent, Dec. 23.

ROYALS .300 HITTERS																
Year	Player	Average	Year	Player	Average	Year	Player	Average								
1970	Lou Piniella	.301	1984	Hal McRae	.303	2002	Mike Sweeney	.340								
1971	Amos Otis	.301		Willie Wilson	.301	2003	Carlos Beltrán	.307								
1972	Lou Piniella	.312	1985	George Brett	.335	2005	Mike Sweeney	.300								
	Richie Scheinblum	.300	1987	Kevin Seitzer	.323	2008	David DeJesus	.307								
1973	Amos Otis	.300		Danny Tartabull	.309	2009	Billy Butler	.301								
1974	Hal McRae	.310	1988	George Brett	.306		Alberto Callaspo	.300								
1975	George Brett	.308		Kevin Seitzer	.304	2010	Billy Butler	.318								
	Hal McRae	.306	1990	George Brett	.329	2011	Melky Cabrera	.305								
1976	George Brett	.333	1991	Danny Tartabull	.316		Alex Gordon	.303								
	Hal McRae	.332	1994	Wally Joyner	.311	2012	Billy Butler	.313								
1977	George Brett	.312		Félix José	.303	2013	Eric Hosmer	.302								
	Al Cowens	.312	1995	Wally Joyner	.310	2014	Lorenzo Cain	.301								
1979	George Brett	.329	1996	Jose Offerman	.303	2015	Lorenzo Cain	.307								
	Willie Wilson	.315	1998	Jose Offerman	.315	2017	Eric Hosmer	.318								
1980	George Brett	.390		Hal Morris	.309		Lorenzo Cain	.300								
	Willie Wilson	.326	1999	Mike Sweeney	.322	2018	Whit Merrifield	.304								
	John Wathan	.305		Joe Randa	.314	2019	Whit Merrifield	.302								
1981	George Brett	.314		Johnny Damon	.307	2021	Nicky Lopez	.300								
	Willie Wilson	.303	2000	Mike Sweeney	.333											
1982	Willie Wilson	.332		Johnny Damon	.327											
	Hal McRae	.308		Jermaine Dye	.321											
	George Brett	.301		Joe Randa	.304											
1983	Hal McRae	.311	2001	Carlos Beltrán	.306											
	George Brett	.310		Mike Sweeney	.304											

Based on 502 plate appearances  
(186 plate appearances in 2020)

# RYAN YARBROUGH



## RYAN YARBROUGH (YHR-bro) #48 | LHP

<b>B/T</b>	<b>HT/WT</b>	<b>BORN (OPENING DAY AGE)</b>	<b>SERVICE TIME</b>
R/L	6-5/215	Dec. 31, 1991 (31) in Austin, Texas	4 years, 117 days
<b>ACQUIRED</b>	<b>SIGNING SCOUT</b>	<b>CONTRACT STATUS</b>	
Signed as FA, 12/13/22	Devitt Moore (Mariners)	Signed through 2023	

### ROYAL RUNDOWN

- + 5-year MLB veteran, all with Tampa Bay
- + Leads MLB since 2018 with 30 wins in relief
- + Appeared in 2020 World Series with Rays
- + His 2.03 BB/9 is tied for 3rd in AL since 2018
- + Has 3.06 ERA in 8 postseason games (17.2 IP)
- + First MLB win: 4/28/18 at BOS

YEAR	TEAM	W	L	ERA	G	GS	IP	H	R	ER	HR	BB	SO	BB/9	SO/9	AVG
2022	TB	3	8	4.50	20	9	80.0	88	44	40	12	22	61	2.5	6.9	.276
<b>CAREER (5 YRS)</b>		<b>40</b>	<b>31</b>	<b>4.33</b>	<b>127</b>	<b>59</b>	<b>579.2</b>	<b>566</b>	<b>301</b>	<b>279</b>	<b>75</b>	<b>131</b>	<b>467</b>	<b>2.0</b>	<b>7.3</b>	<b>.253</b>

### CAREER HIGHLIGHTS

- + **Ryan Yarbrough** is a five-year big league veteran, all with Tampa Bay, before joining the Royals on a one-year contract on Dec. 13, **2022**.
- + His .563 career win percentage ranks 7th among AL pitchers since **2018** (min. 70 decisions).
- + Yarbrough is 40-31 in his career and 30 of those wins have come in relief, which are the most in the Majors since **2018**.
- + His career 2.03 BB/9 rate is tied for the 3rd-best mark in the American League since **2018** (min. 500.0 IP), trailing only **Justin Verlander** (1.59) and **Shane Bieber** (1.96).
- + Yarbrough has thrown his cutter 34.5% of the time in his career, which is the 4th-highest rate in the Majors since **2018** (min. 5,000 pitches).
- + His career first-pitch strike rate of 64.4% is tied for the 5th-highest mark in the American League since **2018** (min. 500.0 IP)...in **2022**, he recorded a career-best 67.7% first-pitch strike rate, which ranked 5th in the American League (min. 80.0 IP).

### 2022 HIGHLIGHTS

- + Yarbrough had four stints with the Rays in **2022** but also had two stints on the Injured List...he was placed on the IL before making an appearance with left groin tightness and ended the season on the IL with a right oblique strain.
- + He made his fifth consecutive Opening Day roster in **2022** and was originally announced as the Rays fifth starter...he was placed on the IL with left groin tightness on April 11, retroactive to April 8, and missed 23 games before making his season debut on May 3.
- + On May 26 vs. the Yankees, Yarbrough took a no-hitter into the 6th inning, when he began the frame with a hit batter and back-to-back singles.
- + Over his first 8 appearances (6 starts), he went 0-4 with a 5.82 ERA (22 ER in 34.0 IP)...but over his final two stints with the Rays, from July 16-Sept. 22, he went 3-4 with a 3.52 ERA (18 ER in 46.0 IP) in 12 outings (3 starts).

### YARBROUGH 2022 TIMELINE

DATES	G/GS	W-L	IP	ERA
May 3-June 30	8/6	0-4	34.0	5.82
July 16-Sept. 22	12/3	3-4	46.0	3.52

\*Major League totals only

### CAREER HIGHS

<b>STRIKEOUTS (SP)</b>	<b>INNINGS (SP)</b>
10, 8/17/19 vs. DET	9.0, 6/3/21 at NYY
<b>STRIKEOUTS (RP)</b>	<b>INNINGS (RP)</b>
9, 5/31/18 at OAK	7.0, 5/25/18 vs. BAL

### STREAKS

<b>SCORELESS</b>	<b>HOMERLESS</b>
18.0 IP 9/20/20 - 4/7/21	38.1 IP 8/21/20 - 4/7/21

### YARBROUGH CAREER SP vs. RP

ROLE	G	W	L	IP	ERA	AVG	BB/9	K/9
Starter	59	10	20	318.1	4.75	.257	1.7	7.1
Reliever	68	30	11	261.1	3.82	.248	2.4	7.5

### MOST WINS IN MLB AS RELIEVER SINCE 2018

PITCHER	WINS
<b>1. Ryan Yarbrough</b>	<b>30</b>
T2. Adam Ottavino	27
T2. Craig Stammen	27

### LOWEST BB/9 RATE IN AL SINCE 2018\*

PITCHER	BB/9
1. Justin Verlander	1.59
2. Shane Bieber	1.96
<b>T3. Ryan Yarbrough</b>	<b>2.03</b>
T3. Nathan Eovaldi	2.03
*min. 500.0 IP	

### BEST 1ST-PITCH STRIKE RATE IN AL SINCE 2018\*

PITCHER	1ST PITCH STRIKES
1. Nathan Eovaldi	65.7%
2. Justin Verlander	65.1%
3. Shane Bieber	64.9%
4. José Berrios	64.8%
<b>T5. Ryan Yarbrough</b>	<b>64.4%</b>
T5. Marco Gonzales	64.4%
*min. 500.0 IP	

### HIGHEST RATE OF CUTTERS IN MLB SINCE 2018\*

PITCHER	CUTTER%
1. Wade Miley	45.0%
2. Corbin Burnes	41.9%
3. Madison Bumgarner	34.8%
<b>4. Ryan Yarbrough</b>	<b>34.5%</b>
5. Yu Darvish	34.3%
*min. 5,000 pitches thrown	

## RYAN YARBROUGH (CONT.)

### ADDITIONAL CAREER HIGHLIGHTS

- + Yarbrough led the Rays with a career-high 155.0 innings in **2021** over 30 appearances (21 starts).
- + He led the Majors in **2021** with a 1.57 BB/9 (min. 150.0 IP) and ranked 6th in the AL with a 4.33 K/BB.
- + His exit velocity in **2021** was 84.8 mph, lowest in the American League and 2nd lowest in the Majors behind **Zack Wheeler** (84.6)...only 28.2% of his batted balls were categorized as “hard hit” (95+ mph), the lowest rate in the Majors.
- + In *Baseball America's* **2021** Best Tools survey of Managers, Coaches and Executives, Yarbrough's changeup ranked 3rd in the American League behind **Lucas Giolito** and **Shohei Ohtani**.
- + He threw his only career complete game on June 3, **2021** vs. the Yankees, which marked the first by a Rays pitcher since May 14, 2016, snapping the club's drought at 731 games, the longest such drought in Major League history, according to *Elías*.
- + In **2020** he held opponents to an exit velocity of 82.6 mph, according to *Statcast*, lowest in the Majors.
- + Yarbrough ranked 2nd among Rays pitchers in **2019** with 141.2 innings...he went 11-6 in 28 outings (14 starts), becoming the only pitcher in Rays history to record double-digit wins in each of his first two seasons in the Majors.
- + Among pitchers who recorded at least 100.0 innings in **2019**, he ranked 1st in the Majors in averaging 14.5 pitches per inning...he also ranked 3rd in the Majors with a 1.27 BB/9 and 3rd in the American League with a 1.00 WHIP, trailing only **Justin Verlander** (0.80) and **Gerrit Cole** (0.89).
- + On July 14, **2019** at Baltimore, he relieved **Ryan Stanek** after 2.0 perfect innings, and retired his first 18 batters...the combined perfect game bid was broken up on the first pitch of the 9th, when **Hanser Alberto** singled against the shift.
- + Yarbrough won 16 games as a rookie in **2018**, which were the most by a rookie since **Matt Shoemaker** won 16 games in 2014.
- + He led American League rookies with 147.1 innings and 128 strikeouts, and received one 3rd-place vote to tie for 5th in the 2018 AL Rookie of the Year balloting.
- + Yarbrough's 14 relief wins in **2018** were the most since Toronto's **Mark Eichhorn** (14) and the Mets **Roger McDowell** (14) in 1986, and were the most by a left-handed reliever since Detroit's **John Hiller** (17) in 1974...his 14 wins fell 1 shy of matching **Hoyt Wilhem** (15) of the 1952 New York Giants for the Major League record by a rookie reliever.
- + His 118.2 innings in relief in **2018** were the most since 1990, when Toronto's **Duane Ward** pitched 127.2 innings out of the bullpen, and were the most by any *rookie* reliever since Toronto's **Mark Eichhorn** (157.0 IP) in 1986.
- + From May 19-25, **2018**, he became the first pitcher to go at least 6.0 innings in consecutive relief appearances—without a start in between—since Boston's **John Wasdin** in 1999...from May 25-31, **2018**, he became the first pitcher to record at least 8 strikeouts in consecutive relief outings since Texas' **Len Barker** in 1977.

### POSTSEASON HIGHLIGHTS

- + In 8 postseason appearances (2 starts), he is 2-0 with a 3.06 ERA (6 ER in 17.2 IP)...all 6 runs he's allowed in the postseason have come via 5 home runs.
- + Yarbrough was not on the Rays postseason roster in **2021** or **2022**.
- + In **2020**, he pitched in 5 of the Rays 20 postseason games, including 5.0 innings of relief in Game 4 of the ALDS at the Yankees, the longest relief appearance in Rays postseason history.
- + In Game 3 of the **2020** ALCS at Houston, he made his first career postseason start and earned the win after pitching 5.0 innings, helping the Rays build a 3-0 series lead.
- + He made 3 appearances in the **2020** World Series, including a start in Game 4, in which he received a no-decision after allowing 2 runs in 5.0 innings.
- + In the **2019** ALDS vs. Houston, he recorded 3 scoreless relief appearances, including a win over 2.0 innings in Game 4.

### MINOR LEAGUE HIGHLIGHTS

- + He was traded to the Rays in January **2017** in a four-player deal with that sent **Drew Smyly** to Seattle.
- + Yarbrough ranked 2nd among Rays farmhands in **2017** in strikeouts (159), tied for 2nd in wins (14) and ranked 3rd in innings (157.1)...he also ranked tied for the International League lead in starts (26), ranked 2nd in wins and 4th in K/9 (9.1).
- + He won Game 1 starts in the **2017** International League semifinals vs. Indianapolis and the Governors' Cup vs. Scranton/Wilkes-Barre...he also started in the Triple-A National Championship Game vs. Memphis but did not figure into the decision of a 5-3 win.
- + Yarbrough was named the Southern's League's Most Outstanding Pitcher in **2016**, when he tied for the league lead with 12 wins and ranked 2nd with a 2.95 ERA and 1.11 WHIP.
- + He was named a midseason and postseason Southern League All-Star in **2016**.

### MISCELLANEOUS NOTES

- + Ryan and his wife, Nicole, have one child, Harper, who was born in October **2021**, and a 5-year-old chocolate lab named Cooper.
- + He participated in Royals Rally **2023**.
- + His alma mater, Old Dominion, lines its outfield wall with photos of Major Leaguers that have come through the program...Ryan and Royals Manager **Matt Quattraro** were invited back for a banquet in honor of being added to the wall in January **2019**...**Vinnie Pasquantino** was attending ODU at the time and was in attendance.
- + He was selected by Seattle in the 4th round of the **2014** Draft out of Old Dominion...he spent two years at Santa Fe College (Fla.) before transferring.
- + At Old Dominion, Yarbrough was teammates with **Ben Verlander**, brother of 2011 MVP and three-time Cy Young Award winner, **Justin Verlander**.
- + He was originally selected by Milwaukee in the 20th round of the **2013** Draft, but returned to ODU for his senior season.

# RYAN YARBROUGH (CONT.)

## CAREER PITCHING

YEAR	TEAM	W-L	ERA	G	GS	SV	IP	H	R	ER	HR	HB	BB	SO	BB/9	SO/9	AVG
2014	Pulaski (R)	0-0	0.00	2	0	1	4.0	1	0	0	0	1	5	2.3	11.3	.071	
	Everett (A)	0-1	1.40	12	10	0	38.2	25	7	6	1	2	4	53	0.9	12.3	.180
2015	AZL Mariners (R)	0-0	1.80	4	4	0	10.0	11	5	2	0	0	1	13	0.9	11.7	.282
	Clinton (A)	0-1	13.50	2	2	0	5.1	12	8	8	0	1	4	1	6.8	1.7	.462
	Bakersfield (A+)	4-7	3.76	16	16	0	81.1	86	44	34	7	5	18	74	2.0	8.2	.266
2016	Jackson (AA)	12-4	2.95	25	25	0	128.1	112	45	42	7	4	31	99	2.2	6.9	.232
2017	Durham (AAA)	13-6	3.43	26	26	0	157.1	144	65	60	20	8	39	159	2.2	9.1	.243
2018	TAMPA BAY	16-6	3.91	38	6	0	147.1	140	70	64	18	8	50	128	3.1	7.8	.246
2019	Durham (AAA)	2-1	3.81	5	4	0	26.0	24	11	11	2	3	3	35	1.0	12.1	.228
	TAMPA BAY	11-6	4.13	28	14	0	141.2	121	69	65	15	9	20	117	1.3	7.4	.238
2020	TAMPA BAY	1-4	3.56	11	9	0	55.2	54	22	22	5	7	12	44	1.9	7.1	.256
2021	TAMPA BAY	9-7	5.11	30	21	0	155.0	163	96	88	25	9	27	117	1.6	6.8	.267
2022	Durham (AAA)	2-2	4.55	7	7	0	27.2	32	18	14	3	3	12	26	3.9	8.5	.286
	TAMPA BAY	3-8	4.50	20	9	0	80.0	88	44	40	12	11	22	61	2.5	6.9	.276
MINOR LEAGUE TOTALS		33-22	3.33	99	94	1	478.2	447	203	177	40	26	113	465	2.1	8.7	.245
MAJOR LEAGUE TOTALS		40-31	4.33	127	59	0	579.2	566	301	279	75	44	131	467	2.0	7.3	.253

MLB leaders in bold

## CAREER BATTING

AB	H	2B	3B	HR	RBI	SH	AVG	OBP	SLG
7	0	0	0	0	0	0	.000	.000	.000

## CAREER FIELDING

PCT	G	TC	PO	A	E	DP
.977	127	88	22	64	2	4

## POSTSEASON PITCHING

YEAR	SERIES	TEAM/OPP	W-L	ERA	G	GS	SV	IP	H	R	ER	HR	HB	BB	SO	BB/9	SO/9	AVG
2019	ALDS	TB vs. HOU	1-0	0.00	3	0	0	3.0	2	0	0	0	0	1	1	3.0	3.0	.200
2020	ALDS	TB vs. NYY	0-0	3.60	1	0	0	5.0	6	2	2	1	0	1	1	1.8	1.8	.300
	ALCS	TB vs. HOU	1-0	3.60	1	1	0	5.0	3	2	2	2	1	2	5	3.6	9.0	.167
	WS	TB vs. LAD	0-0	3.86	3	1	0	4.2	7	2	2	2	0	1	1	1.9	1.9	.350
POSTSEASON TOTALS			2-0	3.06	8	2	0	17.2	18	6	6	5	1	5	8	2.5	4.1	.265

## CAREER TRANSACTIONS

**2014:** Selected by Seattle in the 4th round of the Draft (Devitt Moore)..**2017:** Acquired by Tampa Bay with OF **Mallex Smith** and IF **Carlos Vargas** from Seattle for LHP **Drew Smyly**, Jan. 11..**2020:** Placed on 10-day IL, left groin tightness, Aug. 29-Sept. 8..**2021:** Placed on IL, non-injury/ailment, May 7-8...placed on IL, non-injury/ailment, Aug. 10-18..**2022:** Placed on 10-day IL, left groin tightness, April 11-May 3...placed on 15-day IL, strained right oblique, Sept. 23-Oct. 6...designated for assignment, Nov. 15...signed by Kansas City as Major League free agent (one-year contract), Dec. 13.

## ROYALS WHO ATTENDED KANSAS CITY-AREA HIGH SCHOOLS

There have been 21 players in club history who have played for the Royals after attending a Kansas City-area high school.

Position	Player	Years w/ Royals	High School	Location
RHP	Don O'Riley	1969-70	Northeast	Kansas City, Mo.
LHP	Steve Mingori	1973-79	Rockhurst	Kansas City, Mo.
IF	Frank White	1973-90	Lincoln	Kansas City, Mo.
LHP	Ray Sadecki	1975-76	Ward	Kansas City, Kan.
RHP	Jim Wright	1981-82	Benton	St. Joseph, Mo.
RHP	Steve Renko	1983	Wyandotte	Kansas City, Kan.
RHP	David Cone	1986, 1993-94	Rockhurst	Kansas City, Mo.
IF	Steve Jeltz	1990	Lawrence	Kan.
IF/OF	Russ Morman	1990-91	William Chrisman	Independence, Mo.
OF	Brian McRae	1990-94	Blue Springs	Blue Springs, Mo.
RHP	Steve Shifflett	1992	Pleasant Hill	Pleasant Hill, Mo.
IF	Kevin Young	1996	Washington	Kansas City, Kan.
IF/OF	Kit Pellow	2002	North	Olathe, Kan.
C	Dusty Wathan	2002	Blue Springs	Blue Springs, Mo.
LHP	Rick DeHart	2003	Seaman	Topeka, Kan.
RHP	Aaron Crow	2011-14	Washburn Rural	Topeka, Kan.
LHP	Tommy Hottovy	2012	Park Hill South	Riverside, Mo.
RHP	Mike Morin	2017	Shawnee Mission South	Overland Park, Kan.
RHP	Jason Adam	2018	Blue Valley Northwest	Overland Park, Kan.
OF	Bubba Starling	2019-20	Gardner-Edgerton	Gardner, Kan.
RHP	Trevor Rosenthal	2020	Lee's Summit West	Lee's Summit, Mo.

# ANGEL ZERPA



## ANGEL ZERPA (AHN-hel SAIR-pah) #61 | LHP

<b>B/T</b>	<b>HT/WT</b>	<b>BORN (OPENING DAY AGE)</b>	<b>SERVICE TIME</b>
L/L	6-0/240	Sept. 27, 1999 (23) in Valle de la Pascua, Venezuela	82 days
<b>ACQUIRED</b>	<b>SIGNING SCOUTS</b>	<b>OPTION YEARS USED</b>	
Signed as IFA, 7/26/16	R. Castro, J. Gonzalez & O. Estevez (Royals)	2/3	

### ROYAL RUNDOWN

- + MLB debut: 9/30/21 vs. CLE
- + Added to Royals 40-man roster on 11/20/20
- + First MLB win: 7/11/22 vs. DET
- + 2017 Dominican Summer League All-Star

YEAR	TEAM	W	L	ERA	G	GS	IP	H	R	ER	HR	BB	SO	BB/9	SO/9	AVG
2022	KC	2	1	1.64	3	2	11.0	9	3	2	2	3	3	2.5	2.5	.220
<b>TOTALS (2 YRS)</b>		<b>2</b>	<b>2</b>	<b>1.13</b>	<b>4</b>	<b>3</b>	<b>16.0</b>	<b>12</b>	<b>5</b>	<b>2</b>	<b>2</b>	<b>4</b>	<b>7</b>	<b>2.3</b>	<b>3.9</b>	<b>.207</b>

### CAREER HIGHLIGHTS

- + Angel Zerpa has made just 4 appearances in the Majors, but he's already one of eight pitchers in Royals history to win 2 of his first 3 big league appearances.
- + He is one of two pitchers in franchise history to record at least 16.0 innings through his first 4 career appearances and allow no more than 2 earned runs, along with Royals Hall of Famer **Bret Saberhagen**.

+ Zerpa began his big league career with 11.0 innings before allowing an earned run, a solo home run by **Matt Chapman** on July 14...in 4 Major League appearances, he's pitched to a 1.13 ERA (2 ER in 16.0 IP) and the 2 earned runs have come via solo home runs, including one by Chapman and the other by **Shohei Ohtani**.

### 2022 HIGHLIGHTS

- + Zerpa pitched at three levels in 2022, but made his first 13 starts at Double-A Northwest Arkansas, where he allowed 3 earned runs or fewer in 11 of 13 starts.
- + He had four stints with the Royals but only made 3 appearances (2 starts)...his final stint was on July 26, when he was recalled to start vs. the Angels and pitched 4.0 innings before exiting due to right knee discomfort...he was placed on the IL the following day with a strained left knee.
- + Zerpa made 5 rehab starts with Triple-A Omaha in September, in which he recorded 6.2 scoreless and hitless innings and retired 19 of 23 batters.

### ADDITIONAL CAREER HIGHLIGHTS

- + In his Major League debut on Sept. 30, 2021 vs. Cleveland, Zerpa suffered a 6-1 loss despite allowing just 2 unearned runs on 3 hits over 5.0 innings...he was the seventh pitcher in Royals history to record at least 5.0 innings as a starter in his debut and not allow an earned run.

### CAREER PITCHING

YEAR	TEAM	W-L	ERA	G	GS	SV	IP	H	R	ER	HR	HB	BB	SO	BB/9	SO/9	AVG
2017	DSL Royals	3-4	1.84	14	12	0	63.2	47	15	13	0	6	11	39	1.6	5.5	.208
2018	Surprise (R)	3-6	3.88	11	7	0	48.2	52	30	21	5	1	12	34	2.2	6.3	.277
2019	Idaho Falls (R)	0-0	4.15	1	1	0	4.1	5	2	2	0	0	1	4	2.1	8.3	.278
	Burlington (R)	6-3	3.33	12	11	0	51.1	41	19	19	6	2	13	51	2.3	8.9	.218
2020	Did not play (no minor league season)																
2021	Quad Cities (A+)	4-0	2.59	8	8	0	41.2	32	12	12	2	2	8	53	1.7	11.5	.205
	NW Arkansas (AA)	0-3	5.96	13	13	0	45.1	51	30	30	7	1	19	54	3.8	10.7	.287
	Omaha (AAA)	0-1	20.25	1	1	0	1.1	2	3	3	1	0	1	1	6.8	6.8	.333
	KANSAS CITY	0-1	0.00	1	1	0	5.0	3	2	0	0	0	1	4	1.8	7.2	.176
2022	NW Arkansas (AA)	2-5	4.36	13	13	0	64.0	70	34	31	7	3	21	69	3.0	9.7	.276
	Omaha (AAA)	0-0	1.17	6	6	0	7.2	2	1	1	0	0	4	0	4.7	0.0	.083
	KANSAS CITY	2-1	1.64	3	2	0	11.0	9	3	2	2	0	3	3	2.5	2.5	.220
<b>MINOR LEAGUE TOTALS</b>		<b>18-22</b>	<b>3.62</b>	<b>79</b>	<b>72</b>	<b>0</b>	<b>328.0</b>	<b>302</b>	<b>146</b>	<b>132</b>	<b>28</b>	<b>15</b>	<b>90</b>	<b>305</b>	<b>2.5</b>	<b>8.4</b>	<b>.244</b>
<b>MAJOR LEAGUE TOTALS</b>		<b>2-2</b>	<b>1.13</b>	<b>4</b>	<b>3</b>	<b>0</b>	<b>16.0</b>	<b>12</b>	<b>5</b>	<b>2</b>	<b>2</b>	<b>0</b>	<b>4</b>	<b>7</b>	<b>2.3</b>	<b>3.9</b>	<b>.207</b>

### CAREER HIGHS

<b>STRIKEOUTS</b>	<b>INNINGS</b>
4, 9/30/21 vs. CLE	5.0 (2x), last 9/30/21 vs. CLE

### STREAKS

<b>SCORELESS</b>	<b>HOMERLESS</b>
8.0 IP 9/30/21 - 7/14/22	11.0 IP 9/30/21 - 7/14/22

### ADDITIONAL CAREER HIGHLIGHTS (CONT.)

- + At 22 years, 3 days, he was the youngest pitcher to start a game for the Royals since **Zack Greinke** (21 years, 344 days) in his final start of the 2005 season.
- + Zerpa participated in the Royals Fall Camp in Surprise, Ariz. in 2020, and was added to the 40-man roster on Nov. 20, 2020.

### MINOR LEAGUE HIGHLIGHTS

- + Zerpa pitched at four levels in 2021, beginning at High-A Quad Cities before reaching the Majors for his debut on Sept. 30, 2021 vs. Cleveland.
- + He tied for the Appalachian League lead in wins (6) in 2019.
- + During the 2019 postseason, he made 2 starts for Burlington, including a win in Game 1 of the semifinals vs. Pulaski, when he recorded 5.0 scoreless innings.
- + Zerpa was named a Dominican Summer League All-Star in 2017 by *Baseball America*, during a season in which 5 of his 12 starts were scoreless.

### MISCELLANEOUS NOTES

- + Angel Zerpa (AHN-hel SAIR-pah) resides in Anaco, Venezuela with his wife, Leorysmar Solorzano and their daughter, Angelysmar.

# SPRING TRAINING ROSTER

#	PITCHERS (24+8)	B/T	DOB	BIRTHPLACE	SERVICE TIME (1/1/23)
58	Barlow, Scott	R/R	12/18/92	New London, Conn.	Greinke, Zack 18.057
62	Bowlan, Jonathan	R/R	12/1/96	Arlington, Tenn.	Chapman, Aroldis 12.009
50	Bubic, Kris	L/L	8/19/97	Cupertino, Calif.	Perez, Salvador 11.050
60	Castillo, Max	R/R	5/4/99	Caracas, Venezuela	Lyles, Jordan 11.002
54	Chapman, Aroldis	L/L	2/28/88	Holguín, Cuba	Duffy, Matt 7.059
45	Clarke, Taylor	R/R	5/13/93	Ashburn, Va.	Wittgren, Nick 5.164
65	Coleman, Dylan	R/R	9/16/96	Potosi, Mo.	Garrett, Amir 5.099
74	Cuas, Jose	R/R	6/28/94	Santo Domingo, D.R.	Dozier, Hunter 5.060
22	Garrett, Amir	R/L	5/3/92	Apple Valley, Calif.	Keller, Brad 5.000
29	Greinke, Zack	R/R	10/21/83	Orlando, Fla.	Mayers, Mike 4.134
43	Heasley, Jonathan	R/R	1/27/97	Plano, Texas	Yarbrough, Ryan 4.117
43	Hernández, Carlos	R/R	3/11/97	Guayana, Venezuela	Reyes, Franmil 4.115
56	Keller, Brad	R/R	7/27/95	Snellville, Ga.	Camargo, Johan 4.104
37	Kowar, Jackson	R/R	10/4/96	Weddington, N.C.	Barlow, Scott 4.030
55	Lovelady, Richard	L/L	7/7/95	Hinesville, Ga.	Lopez, Nicky 3.139
24	Lyles, Jordan	R/R	10/19/90	Florence, N.C.	Taylor, Josh 3.121
52	Lynch, Daniel	L/L	11/17/96	Newport News, Va.	Clarke, Taylor 3.120
67	Marsh, Alec	R/R	5/14/98	Milwaukee, Wis.	Beaty, Matt 3.101
51	Singer, Brady	R/R	8/4/96	Leesburg, Fla.	Staumont, Josh 3.072
40	Snider, Collin	R/R	10/10/95	Murfreesboro, Tenn.	Singer, Brady 2.156
63	Staumont, Josh	R/R	12/21/93	La Habra, Calif.	Bubic, Kris 2.135
38	Taylor, Josh	L/L	3/2/93	Phoenix, Ariz.	Olivares, Edward 2.055
48	Yarbrough, Ryan	R/L	12/31/91	Austin, Texas	Hernández, Carlos 1.145
61	Zerpa, Angel	L/L	9/27/99	Valle de la Pascua, Ven.	Lynch, Daniel 1.083
86	Cox, Austin	L/L	3/28/97	Macon, Ga.	Isbel, Kyle 1.042
87	Del Rosario, Yefri	R/R	9/23/99	Miches, D.R.	Lovelady, Richard 1.026
78	Kriske, Brooks	R/R	2/3/94	Scottsdale, Ariz.	Coleman, Dylan 1.014
21	Mayers, Mike	R/R	12/6/91	Grove City, Ohio	Witt Jr., Bobby 1.000
83	Núñez, Andrés	R/R	9/20/95	Southwest Ranches, Fla.	Briceño, José 0.153
47	Sisk, Evan	L/L	4/23/97	Chester, S.C.	Melendez, MJ 0.153
69	Weiss, Ryan	R/R	12/10/96	South Elgin, Ill.	Heasley, Jonathan 0.143
64	Wittgren, Nick	R/R	5/29/91	Torrance, Calif.	Cuas, Jose 0.123
<b># CATCHERS (3+5)</b>					
34	Fermin, Freddy	R/R	5/16/95	Puerto Ordaz, Ven.	Snider, Collin 0.114
1	Melendez, MJ	L/R	11/29/98	Daytona Beach, Fla.	Kriske, Brooks 0.107
13	Perez, Salvador	R/R	5/10/90	Valencia, Ven.	Pasquantino, Vinnie 0.101
76	Briceño, José	R/R	9/19/92	Caracas, Venezuela	Kowar, Jackson 0.089
79	Cropley, Tyler	R/R	12/10/95	Sioux City, Iowa	Zerpa, Angel 0.082
98	Porter, Logan	R/R	7/12/95	Phoenix, Ariz.	Pratto, Nick 0.080
73	Reetz, Jackson	R/R	1/3/96	Hickman, Neb.	Massey, Michael 0.068
88	Tresh, Luca	R/R	1/11/00	Clearwater, Fla.	Eaton, Nate 0.058
<b># INFELDERS (9+6)</b>					
17	Dozier, Hunter	R/R	8/22/91	Wichita Falls, Texas	Castillo, Max 0.056
18	Eaton, Nate	R/R	12/22/96	Chester, Va.	Waters, Drew 0.045
11	Garcia, Maikel	R/R	3/3/00	La Sabana, Ven.	Reetz, Jackson 0.022
8	Lopez, Nicky	L/R	3/13/95	Naperville, Ill.	Blanco, Dairon 0.020
19	Massey, Michael	L/R	3/22/98	Palos Park, Ill.	Garcia, Maikel 0.015
9	Pasquantino, Vinnie	L/L	10/10/97	Richmond, Va.	Hicklen, Brewer 0.009
32	Pratto, Nick	L/L	10/6/98	Huntington Beach, Calif.	Fermin, Freddy 0.004
0	Taylor, Samad	R/R	7/11/98	Corona, Calif.	Bowlan, Jonathan 0.000
7	Witt Jr., Bobby	R/R	6/14/00	Colleyville, Texas	Cox, Austin 0.000
27	Beaty, Matt	L/R	4/28/93	Snellville, Ga.	Cropley, Tyler 0.000
12	Camargo, Johan	S/R	12/13/93	Panama City, Panama	Del Rosario, Yefri 0.000
15	Duffy, Matt	R/R	1/15/91	Long Beach, Calif.	Dungan, Clay 0.000
46	Dungan, Clay	L/R	6/2/96	Muncie, Ind.	Gentry, Tyler 0.000
89	Loftin, Nick	R/R	9/25/98	Corpus Christi, Texas	Hernandez, Diego 0.000
92	Tolbert, Tyler	R/R	1/27/98	Birmingham, Ala.	Loftin, Nick 0.000
<b># OUTFIELDERS (4+5)</b>					
35	Hernandez, Diego	L/L	11/21/00	Santo Domingo, D.R.	Marsh, Alec 0.000
28	Isbel, Kyle	L/R	3/3/97	Fontana, Calif.	Núñez, Andrés 0.000
14	Olivares, Edward	R/R	3/6/96	Caracas, Ven.	Porter, Logan 0.000
6	Waters, Drew	S/R	12/30/98	Atlanta, Ga.	Rave, John 0.000
44	Blanco, Dairon	R/R	4/26/93	Florida, Cuba	Sisk, Evan 0.000
94	Gentry, Tyler	R/R	2/1/99	Memphis, Tenn.	Taylor, Samad 0.000
75	Hicklen, Brewer	R/R	2/9/96	Huntsville, Ala.	Tolbert, Tyler 0.000
96	Rave, John	L/L	12/30/97	Canton, Ill.	Tresh, Luca 0.000
99	Reyes, Franmil	R/R	7/7/95	Palenque, D.R.	Weiss, Ryan 0.000

40-man players in **BOLD**





## HISTORY

- 176 Retired Numbers
- 180 Royals Hall of Fame
- 187 History of the Royals
- 192 Opening Day History
- 195 All-Time Roster
- 210 Award Winners
- 217 All-Star Selections
- 222 Postseason History







## GEORGE BRETT

#5

### AWARDS & ACHIEVEMENTS

- + Inducted into Baseball Hall of Fame in 1999
- + Received 98.2% of HoF votes, 8th-best ever
- + His #5 was retired by the Royals on 5/14/94
- + Won batting titles in three different decades
- + AL MVP in 1980 and runner up in 1976 & 1985
- + Batted .390 during 1980 MVP season
- + 13-time All-Star & 1985 ALCS MVP
- + 1985 World Series champion
- + 21-year MLB career, all with Kansas City
- + 8-time Royals Player of the Year
- + 3-time Silver Slugger Award winner
- + *Rawlings* Gold Glove Award winner in 1985
- + 1 of 5 all-time w/ 3,000 H, 300 HR, 200 SB
- + 7th all-time in 2B (665) & 17th in hits (3,154)

**George Brett** wrapped up a 21-year Hall of Fame career with the Royals in 1993 after establishing himself as one of the greatest to ever play the game.

He became the only Royal and just the 11th third baseman to be inducted into the Hall of Fame on July 25, 1999 after receiving 98.2 percent of the votes, now the 8th-highest mark of all-time. He had his No. 5 retired by the Royals on May 14, 1994.

At the conclusion of Brett's career, he was the only player in Major League history to record more than 3,000 hits, 300 home runs, 600 doubles, 100 triples and 200 stolen bases. He was the first player to win batting titles in three decades (1976, 1980, 1990) and retired as the American League career record holder for most intentional walks (229).

A 13-time All-Star, Brett is the club's all-time leader in every counting offensive category except steals.

He was the American League MVP in 1980, finished as the MVP runner up in 1976 and 1985, was a three-time Louisville Slugger Silver Slugger Award winner, a *Rawlings* Gold Glove Award winner in 1985 and was crowned the Royals Player of the Year eight times.

Brett hit .390 in his MVP season, the highest batting average since **Ted Williams'** .406 mark in 1941.

He batted .360 during the 1985 postseason and earned ALCS MVP honors after he rallied the Royals from a 3-1 deficit against Toronto, including a 2-HR effort in Game 3. Brett had 10 hits in the 1985 World Series, including a 4-hit effort in Game 7 vs. St. Louis.

He culminated his career with his 3,000th hit on Sept. 30, 1992 as part of a 4-hit game. Overall, he guided the Royals to seven postseasons and two World Series. During his 21-year career, they had 15 winning seasons, including eight years with at least 90 wins.



Brett's statue sat outside of Kauffman Stadium from 2001-08, and was moved to its current position inside the ballpark in 2009.

### CAREER BATTING STATISTICS

YEAR	TEAM	G	AB	R	H	2B	3B	HR	RBI	HBP	BB	SO	SB	CS	AVG	OBP	SLG	OPS	E
1973	KC	13	40	2	5	2	0	0	0	0	0	5	0	0	.125	.125	.175	.300	1
1974	KC	133	457	49	129	21	5	2	47	0	21	38	8	5	.282	.313	.363	.676	21
1975	KC	159	634*	84	195*	35	13+	11	90	2	46	49	13	10	.308	.353	.456	.809	26
1976	KC	159	645*	94	215	34	14*	7	67	1	49	36	21	11	.333*	.377	.462	.839	26
1977	KC	139	564	105	176*	32	13	22	88	2	55	24	14	12	.312	.373	.532	.905	21
1978	KC	128	510	79	150	45*	8	9	62	1	39	35	23	7	.294	.342	.467	.809	31
1979	KC	154	645	119	212*	42	20*	23	107	0	51	36	17	10	.329	.376	.563	.939	31
1980	KC	117	449	87	175	33	9	24	118	1	58	22	15	6	.390*	.454	.664	1.118	17
1981	KC	89	347	42	109	27	7	6	43	1	27	23	14	6	.314	.361	.484	.846	14
1982	KC	144	552	101	166	32	9	21	82	1	71	51	6	1	.301	.378	.505	.884	17
1983	KC	123	464	90	144	38	2	25	93	1	57	39	0	1	.310	.385	.563	.947	25
1984	KC	104	377	42	107	21	3	13	69	0	38	37	0	2	.284	.344	.459	.802	14
1985	KC	155	550	108	184	38	5	30	112	3	103	49	9	1	.335	.436	.585	1.022	15
1986	KC	124	441	70	128	28	4	16	73	4	80	45	1	2	.290	.401	.481	.881	16
1987	KC	115	427	71	124	18	2	22	78	1	72	47	6	3	.290	.388	.496	.884	9
1988	KC	157	589	90	180	42	3	24	103	3	82	51	14	3	.306	.389	.509	.898	10
1989	KC	124	457	67	129	26	3	12	80	3	59	47	14	4	.282	.362	.431	.793	2
1990	KC	142	544	82	179	45+	7	14	87	0	56	63	9	2	.329*	.387	.515	.902	7
1991	KC	131	505	77	129	40	2	10	61	0	58	75	2	0	.255	.327	.402	.729	1
1992	KC	152	592	55	169	35	5	7	61	6	35	69	8	6	.285	.330	.397	.727	3
1993	KC	145	560	69	149	31	3	19	75	3	39	67	7	5	.266	.312	.434	.746	0
<b>TOTALS</b>		<b>2707</b>	<b>10349</b>	<b>1583</b>	<b>3154</b>	<b>665</b>	<b>137</b>	<b>317</b>	<b>1596</b>	<b>33</b>	<b>1096</b>	<b>908</b>	<b>201</b>	<b>97</b>	<b>.305</b>	<b>.369</b>	<b>.487</b>	<b>.857</b>	<b>292</b>

\*led league

+tied for league lead

## RETIRED NUMBERS (CONT.)



### FRANK WHITE

#20

#### AWARDS & ACHIEVEMENTS

- + His #20 was retired by the Royals in 1995
- + 8-time *Rawlings* Gold Glove Award winner
- + 5-time All-Star & 1980 ALCS MVP
- + 2-time Royals Player of the Year
- + First graduate of Royals Academy
- + 1985 World Series champion
- + 18-year MLB career, all with Kansas City
- + 1986 Silver Slugger Award winner
- + 2nd in Royals history in games, at-bats, hits
- + Top 5 in Royals history in runs, 2B, 3B, XBH

#20

**Frank White** was the defensive star for the Royals from 1973 to 1990, winning eight *Rawlings* Gold Gloves, an American League record for second basemen at the time. Hall of Famer **Bill Mazeroski** (8), **Ryne Sandberg** (9) and **Roberto Alomar** (10) are the only second basemen in Major League history to accomplish the same feat. White's eight Gold Gloves are now tied with **Alex Gordon** for the most in Royals history.

White's number 20 was retired and he was inducted into the Royals Hall of Fame in 1995.

White won the *Rawlings* Gold Glove Award in six consecutive seasons from 1977 to 1982 and missed a ninth award in 1988 despite committing just 4 errors and leading the league in fielding percentage.

He was selected to the All-Star team five times and earned the starting nod at second base in 1979. White, who ranked seventh all-time in fielding percentage among second basemen when he retired, was named the Royals Player of the Year in 1983 and 1986.

White was named ALCS MVP in 1980 after hitting .545 (6-for-11) to lead Kansas City to its first World Series by defeating the New York Yankees.

In the 1985 World Series, White led all players with 6 RBI, hitting 3 doubles and a home run as the Royals rallied from a 3-1 deficit to beat St. Louis.

Following his career-best 1986 season, White was selected to the Major League All-Star team that toured Japan in the offseason. He was also named to *The Sporting News* Silver Slugger Team.

A Kansas City native and the first-ever graduate of the experimental Royals Academy, White ranks 2nd on the club's career charts in games (2,324), at-bats (7,859) and hits (2,006). He also stands in the top five in career runs, doubles, triples, total bases and extra base hits.

In 1988, White was honored with the **Ernie Mehl** Award for his contribution to the Kansas City community.



White's statue sat outside of Kauffman Stadium from 2004-08, and was moved to its current position inside the ballpark in 2009.

#### CAREER BATTING STATISTICS

YEAR	TEAM	G	AB	R	H	2B	3B	HR	RBI	HBP	BB	SO	SB	CS	AVG	OBP	SLG	OPS	E
1973	KC	51	139	20	31	6	1	0	5	0	8	23	3	1	.223	.262	.281	.542	12
1974	KC	99	204	19	45	6	3	1	18	0	5	33	3	4	.221	.239	.294	.533	12
1975	KC	111	304	43	76	10	2	7	36	1	20	39	11	3	.250	.297	.365	.662	12
1976	KC	152	446	39	102	17	6	2	46	3	19	42	20	11	.229	.263	.307	.570	23
1977	KC	152	474	59	116	21	5	5	50	2	25	67	23	5	.245	.284	.342	.626	8
1978	KC	143	461	66	127	24	6	7	50	3	26	59	13	10	.275	.317	.399	.716	16
1979	KC	127	467	73	124	26	4	10	48	1	25	54	28	8	.266	.300	.403	.703	12
1980	KC	154	560	70	148	23	4	7	60	2	19	69	19	6	.264	.289	.357	.646	10
1981	KC	94	364	35	91	17	1	9	38	0	19	50	4	2	.250	.285	.376	.661	6
1982	KC	145	524	71	156	45	6	11	56	2	16	65	10	7	.298	.318	.469	.788	17
1983	KC	146	549	52	143	35	6	11	77	0	20	51	13	5	.260	.283	.406	.690	8
1984	KC	129	479	58	130	22	5	17	56	2	27	72	5	5	.271	.311	.445	.756	11
1985	KC	149	563	62	140	25	1	22	69	1	28	86	10	4	.249	.284	.414	.698	17
1986	KC	151	566	76	154	37	3	22	84	2	43	88	4	4	.272	.322	.465	.787	10
1987	KC	154	563	67	138	32	2	17	78	2	51	86	1	3	.245	.308	.400	.708	10
1988	KC	150	537	48	126	25	1	8	58	4	21	67	7	3	.235	.266	.330	.595	4
1989	KC	135	418	34	107	22	1	2	36	2	30	52	3	2	.256	.307	.328	.635	10
1990	KC	82	241	20	52	14	1	2	21	3	10	32	1	0	.216	.253	.307	.560	8
<b>TOTALS</b>		<b>2324</b>	<b>7859</b>	<b>912</b>	<b>2006</b>	<b>407</b>	<b>58</b>	<b>160</b>	<b>886</b>	<b>30</b>	<b>412</b>	<b>1035</b>	<b>178</b>	<b>83</b>	<b>.255</b>	<b>.293</b>	<b>.383</b>	<b>.675</b>	<b>206</b>

## RETIRED NUMBERS (CONT.)



### DICK HOWSER

#10

#### AWARDS & ACHIEVEMENTS

- + His #10 was retired by the Royals in 1987
- + Manager of 1985 World Series champions
- + Led Royals to three division titles
- + ESPN Manager of the Year in 1984
- + 3rd in Royals history with 404 wins as MGR
- + 1961 All-Star as rookie for Kansas City A's
- + Inducted into College Baseball HoF in 2008
- + Played 8 seasons in MLB from 1961-68

#10

**Dick Howser** managed the Royals from Aug. 31, 1981 to Feb. 23, 1987 before losing a courageous battle to cancer on June 17, 1987. During Howser's regime, the Royals won three division titles, a World Series championship in 1985 and recorded a 404-365 (.525) record. His uniform number 10 was the first number retired by the Royals in 1987.

He guided the club in one of the most remarkable comebacks in postseason history, defeating Toronto in the ALCS and St. Louis to win the 1985 World Series. His skills and ability to maneuver the lineup and roster played an important role in the club's success, as he capitalized on a strong starting pitching staff and maximized an offense that ranked 13th in average and runs scored.

Howser's World Series season was quite an encore for a Manager who was named the ESPN Manager of the Year and finished 2nd in the Baseball Writer's Manager of the Year balloting in 1984.

His 1984 club was hampered by injuries throughout the year as his starting lineup was together for only 50 of the 162 games. Despite the injuries, he guided the Royals from a 6th-place standing and a 40-51 record on July 18, to capture the AL West crown by compiling a 44-27 record over the last 10 weeks.

Overall, he recorded a 507-425 (.544) record at the big league level, including a 103-win season with the Yankees in 1980, becoming just the fourth manager in baseball to win 100 games in his first year.

Howser began his professional career after twice earning All-America honors at Florida State, where the stadium is now named in his honor. The 1961 *Sporting News* Rookie of the Year with the Kansas City A's, he was a member of the 1961 All-Star team and played eight seasons in the Majors.



Howser's statue has sat beyond the fountains in the outfield at Kauffman Stadium since 2009.



#### PLAYING CAREER

YEAR	TEAM	G	AB	R	H	2B	3B	HR	RBI	HBP	BB	SO	SB	CS	AVG	OBP	SLG	OPS	E
1961	KCA	158	611	108	171	29	6	3	45	5	92	38	37	9	.280	.377	.362	.739	38
1962	KCA	83	286	53	68	8	3	6	34	1	38	8	19	2	.238	.326	.350	.676	13
1963	KCA	15	41	4	8	0	0	0	1	0	7	3	0	0	.195	.313	.195	.508	2
	CLE	49	162	25	40	5	0	1	10	0	22	18	9	3	.247	.333	.296	.630	9
1964	CLE	162	637	101	163	23	4	3	52	2	76	39	20	7	.256	.335	.319	.654	20
1965	CLE	107	307	47	72	8	2	1	6	1	57	25	17	4	.235	.354	.283	.638	7
1966	CLE	67	140	18	32	9	1	2	4	0	15	23	2	4	.229	.299	.350	.649	5
1967	NYG	63	149	18	40	6	0	0	10	2	25	15	1	4	.268	.381	.309	.689	3
1968	NYG	85	150	24	23	2	1	0	3	2	35	17	0	1	.153	.321	.180	.501	3
<b>TOTALS</b>		789	2483	398	617	90	17	16	165	13	367	186	105	34	.248	.346	.318	.664	100

#### MANAGERIAL CAREER

YEAR	TEAM	LEAGUE	GAMES	WINS	LOSSES	PCT	FINISH	POSTSEASON
1978	NYG	AL East	1	0	1	0	---	
1980	NYG	AL East	162	103	59	.636	1st	Lost ALCS (3-0) to KC
1981	KC	AL West	33	20	13	.609	1st*	Lost ALDS (3-0) to OAK
1982	KC	AL West	162	90	72	.556	2nd	
1983	KC	AL West	162	79	83	.488	2nd	
1984	KC	AL West	162	84	78	.519	1st	Lost ALCS (3-0) to DET
1985	KC	AL West	162	91	71	.562	1st	Won WS (4-3) vs. STL
1986	KC	AL West	88	40	48	.455	3rd	
<b>TOTALS</b>			<b>932</b>	<b>507</b>	<b>425</b>	<b>.544</b>	*2nd half	

## RETIRED NUMBERS (CONT.)



### JACKIE ROBINSON

#42

**Jackie Robinson** broke the Major League color barrier in 1947. He went on to win Rookie of the Year that season and the 1949 NL MVP. Robinson was a six-time All-Star, recording a .311 career batting average, 1,518 hits and 197 stolen bases in his 10-year Major League career. Prior to his historic stint in the Majors, Robinson played in Kansas City for the Monarchs in 1945. On April 15, 1997, the 50th anniversary of his debut, Major League Baseball retired his number.

In 2004, Major League Baseball and its team adopted a new annual tradition of Jackie Robinson Day, to be celebrated on April 15 each year. Starting in 2009, all on-field personnel began honoring Robinson by wearing his No. 42 on April 15. Since then, the Royals are 6-8 all-time on Jackie Robinson Day.

## ROYALS IN THE HALL OF FAME

### ROYALS PLAYERS/MANAGERS IN THE NATIONAL BASEBALL HALL OF FAME (7)

NAME	INDUCTED	YEARS W/ROYALS	NOTES
Bob Lemon	1976 (BBWAA)	1970-72 (Manager)	7-time All-Star, 1948 World Series winner with Cleveland
Harmon Killebrew	1984 (BBWAA)	1975 (Player)	13-time All-Star, 1969 MVP w/ Minnesota, led league in HR 6 times
Gaylord Perry	1991 (BBWAA)	1983 (Pitcher)	5-time All-Star & 2-time Cy Young winner during 22-year career
Orlando Cepeda	1999 (Veterans)	1974 (Player)	11-time All-Star, 1958 ROY & 1967 MVP, played 17 seasons
George Brett	1999 (BBWAA)	1973-93 (Player)	13-time All-Star, 1980 MVP, spent 21-year MLB career with Royals
Joe Gordon	2009 (Veterans)	1969 (Manager)	9-time All-Star, 5-time World Series winner, 1942 MVP
Whitey Herzog	2010 (Veterans)	1975-79 (Manager)	3-time pennant & 1982 World Series winner in 18 years as Manager
John Schuerholz	2017 (Committee)	1981-90 (GM)*	6-time pennant & 2-time World Series winner in 27 years as GM

\*Schuerholz served many roles with the Royals from 1969-90, most notably as the GM from 1981-90

### BUCK O'NEIL

**Buck O'Neil**, one of the greatest ambassadors the game of baseball and the community of Kansas City ever had, was elected into the National Baseball Hall of Fame by the Hall's Early Baseball Era Committee on Dec. 5, 2021, garnering votes on 13 of the 16 ballots cast. He was inducted in Cooperstown, N.Y. on July 24, 2022.

O'Neil began his professional baseball career with the 1937 Memphis Red Sox of the Negro American League. He first came to Kansas City to play for the Monarchs in 1938 and remained a Kansas Citian for the rest of his long and eventful life. He was a member of the 1942 Negro World Series Champion Kansas City Monarchs and later served as the club's Manager. O'Neil made history with the 1962 Chicago Cubs when he became the first African American coach in the National or American League. He was also a renowned baseball scout responsible for the signing of three fellow members of the National Baseball Hall of Fame: **Ernie Banks**, **Lou Brock**, and **Lee Smith**. Buck passed away at age 94 on Oct. 6, 2006.

In 1990, Buck co-founded the Negro Leagues Baseball Museum in the heart of Kansas City's historic 18th & Vine Jazz District. The building sits two blocks from the Paseo YMCA where **Andrew "Rube" Foster** established the Negro National League in 1920.

Buck's Hall of Fame plaque traveled from Cooperstown to Kauffman Stadium on Saturday, Aug. 13 in conjunction with the Royals annual Salute to the Negro Leagues event, when they hosted the Dodgers. The plaque was on field for a pregame ceremony and was displayed in the Royals Hall of Fame during the game.

In 2007, the Royals launched the Buck O'Neil Legacy Seat Program, which honors individuals who reflect the compassionate spirit of O'Neil and impact the Kansas City community. The Royals select one person for each home game to sit in the Buck O'Neil Legacy seat to be honored on Crown Vision during an inning break.





## ROYALS HALL OF FAME

The Royals Hall of Fame, presented by Commerce Bank, is an education and entertainment venue blending the timelessness of a museum with the sheer fun of the ballpark for a one-of-a-kind outing at Kauffman Stadium. The 7,000 square foot facility opened on July 17, 2009 and features dynamic exhibits that include artifacts, photos, documents and multi-media experiences tracing the history of professional baseball in Kansas City from the 1884 Kansas City Unions to the current day Kansas City Royals.

Fans can learn about the Royals founding and the special story of the innovative Royals Baseball Academy; the important role of player development and the minor leagues; hear more about great moments in Royals history; take a look back at the amazing careers of two of the greatest players to ever play, **George Brett** and **Frank White**; and relive the Royals championship seasons including Kansas City's first American League Championship in 1980, the amazing 1985 journey to a World Series title, the back-to-back American League Pennant winning seasons of 2014 and 2015 and the unforgettable postseason run that made the 2015 Kansas City Royals into World Series Champions.

### ON DISPLAY IN THE ROYALS HALL OF FAME

- + 2015 World Series trophy
- + 2015 World Series final out baseball
- + **Alex Gordon's** 2015 World Series Game 1 jersey
- + 2015 American League Championship trophy
- + 2014 American League Championship trophy
- + **Salvador Perez's** 2014 AL Wild Card Game jersey
- + 1985 World Series trophy
- + 1985 American League Championship trophy
- + **Bret Saberhagen's** 1985 AL Cy Young Award
- + 1984 American League West Championship trophy
- + 1980 American League Championship trophy
- + **George Brett's** 1980 American League MVP Award
- + 1978 American League West Championship trophy
- + 1977 American League West Championship trophy
- + 1976 American League West Championship trophy
- + **Frank White's** eight *Rawlings* Gold Gloves
- + **George Brett's** 3,000th hit baseball & bat
- + Baseballs from **Steve Busby's** two no-hitters



### ROYALS HALL OF FAME HIGHLIGHTS

**Royals Hall of Fame Plaques:** Learn about the accomplishments and contributions of all 26 members of the Royals Hall of Fame. The organization's highest honor was first awarded in 1986 to pitcher **Steve Busby** and outfielder **Amos Otis**, with the most recent inductee being five-time All-Star **Mike Sweeney** (2015).

**Royals Hall of Fame Plaque Room:** Learn about the accomplishments and contributions of all 26 members of the Royals Hall of Fame. The organization's highest honor was first awarded in 1986 to pitcher **Steve Busby** and outfielder **Amos Otis**, with the most recent inductee being five-time All-Star **Mike Sweeney** (2015). Manager **Ned Yost** is slated to be inducted as the 27th member of the Royals Hall of Fame this season on Saturday, Sept. 2, 2023.

### ROYALS HALL OF FAMERS (26)

CLASS	INDUCTEE	POSITION	CLASS	INDUCTEE	POSITION
1986	Steve Busby	RHP	1986	Muriel Kauffman	Owner
	Amos Otis	OF		John Mayberry	1B
1987	Dick Howser	Manager	1998	Dan Quisenberry	RHP
	Cookie Rojas	2B	2000	Whitey Herzog	Manager
	Paul Splittorff	LHP		Willie Wilson	OF
1989	Dennis Leonard	RHP	2003	Jeff Montgomery	RHP
	Hal McRae	OF/DH	2004	Denny Matthews	Broadcaster
1992	Joe Burke	Team President	2005	Bret Saberhagen	RHP
	Larry Gura	LHP	2006	Mark Gubicza	RHP
	Fred Patek	SS	2008	Art Stewart	Scout/Advisor
1993	Ewing Kauffman	Owner	2011	Kevin Appier	RHP
1994	George Brett	3B	2012	George Toma	Groundskeeper
1995	Frank White	2B	2015	Mike Sweeney	1B/DH

## ROYALS HALL OF FAME (CONT.)



### STEVE BUSBY 1972-80

RHP

INDUCTED 1986

**Steve Busby** was one of the Royals best pitchers and top competitors despite having his career shortened by a shoulder injury. From 1973-75, he averaged nearly 19 wins, 263.2 innings and 177 strikeouts per season while establishing many club records. A two-time All-Star, Busby recorded a no-hitter in each of his first two full big league seasons (1973-74). In 1975, he led the Royals in wins (18), ERA (3.08), innings (260.1) and strikeouts (160).

STEVE BUSBY	W-L	ERA	G	GS	CG	SHO	IP	H	R	ER	BB	SO
8 years w/Royals	70-54	3.72	167	150	53	7	1060.2	1003	483	438	433	659



### AMOS OTIS 1970-83

OF

INDUCTED 1986

**Amos Otis'** career with the Royals spanned 14 years as he patrolled center field and excelled at the plate. A five-time All-Star, three-time *Rawlings* Gold Glove Award winner and three-time Royals Player of the Year, Otis ranks 2nd in Royals history in stolen bases (340) and runs (1,074), 3rd in hits (1,977) and RBI (992) and 4th in home runs (193).

AMOS OTIS	G	AB	R	H	2B	3B	HR	RBI	BB	SO	SB	AVG	OBP	SLG
14 yrs w/KC	1891	7050	1074	1977	365	65	193	992	739	953	340	.280	.347	.433



### COOKIE ROJAS 1970-77

2B

INDUCTED 1987

**Cookie Rojas** brought more than eight years of National League experience to the Royals in 1970. His experience and leadership abilities were felt immediately with the young expansion team, providing a solid base for future championships. Rojas was named to the American League All-Star team four consecutive years from 1971-74 and received MVP votes in 1971 and 1973.

COOKIE ROJAS	G	AB	R	H	2B	3B	HR	RBI	BB	SO	SB	AVG	OBP	SLG
8 years w/KC	880	3072	324	824	139	12	25	332	213	236	46	.268	.314	.346



### PAUL SPLITTORFF 1970-84

LHP

INDUCTED 1987

**Paul Splittorff** played his entire 15-year career with the Royals from 1970-84, and was a mainstay on the staff from 1972-80, during which he averaged nearly 15 wins and 220 innings per season. The big left hander holds the Royals career records for wins (166), starts (392) and innings pitched (2554.2). In 1973, he became the first 20-game winner in Royals history. Cancer claimed "Splitt" in 2011.

P. SPLITTORFF	W-L	ERA	G	GS	CG	SHO	IP	H	R	ER	BB	SO
15 years w/KC	166-143	3.81	429	392	88	17	2554.2	2644	1243	1082	780	1057



### DENNIS LEONARD 1974-86

RHP

INDUCTED 1989

**Dennis Leonard** spent all 12 of his seasons in the Majors with Kansas City, and is the only three-time 20-game winner in Royals history. The three-time Royals Pitcher of the Year holds the club's career record for complete games (103) and shutouts (23), and single season highs in starts (40 in 1978), complete games (21 in 1977), innings pitched (294.2 in 1978) and strikeouts (244 in 1977). His 120 wins from 1975-81 were the most by a right-handed pitcher in the Majors.

DENNIS LEONARD	W-L	ERA	G	GS	CG	SHO	IP	H	R	ER	BB	SO
12 years w/Royals	144-106	3.70	312	302	103	23	2187	2137	1008	898	622	1323

## ROYALS HALL OF FAME (CONT.)



### HAL McRAE 1973-87

OF/DH

INDUCTED 1989

**Hal McRae's** hard-nosed, aggressive style of play set the tone for the Royals championship clubs. He spent 15 of his 19 big league seasons with the Royals, including six 1st-place teams. He was a three-time All-Star, led the Majors in doubles twice and led the league with 133 RBI in 1982. He earned Royals Player of the Year honors in 1974 and 1982. A few years after his playing career ended, he managed the Royals to a 286-277 record over four seasons from 1991-94.

HAL McRAE	G	AB	R	H	2B	3B	HR	RBI	BB	SO	SB	AVG	OBP	SLG
15 yrs w/KC	1837	6568	873	1924	449	63	169	1012	616	697	105	.293	.356	.458



### JOE BURKE 1973-92

GM/PRESIDENT

INDUCTED 1992

Under **Joe Burke's** guidance, baseball achieved its greatest success in Kansas City. He joined the club in 1973 and served as General Manager from 1974-1981. He was president of the club from that time until cancer took his life in 1992. Burke was named Major League Executive of the Year in 1976 and "Mr. Baseball" at the Kansas City Baseball Awards Dinner in 1978.



### LARRY GURA 1976-85

LHP

INDUCTED 1992

**Larry Gura** went 111-78 in 10 seasons with the Royals and owns the 2nd-best win percentage (.587) in franchise history (min. 500.0 IP). The crafty left hander was a member of the 1980 American League All-Star squad and twice was selected as the Royals Pitcher of the Year, in 1978 and 1981. He recorded a career-high 18 victories in 1980 and 1982, and led the Royals in ERA four times during a six-year span from 1978-83.

LARRY GURA	W-L	ERA	G	GS	CG	SHO	IP	H	R	ER	BB	SO
10 years w/Royals	111-78	3.72	310	219	61	14	1701.1	1628	792	704	503	633



### FRED PATEK 1971-79

SS

INDUCTED 1992

Despite being the smallest player in the big leagues at 5-foot-4, **Fred Patek** was a cornerstone of the early success of the Royals. The slick-fielding shortstop played for nine seasons with the Royals from 1971-79 and was a three-time All-Star. He led the league with 11 triples in 1971 and with 53 stolen bases in 1977.

FRED PATEK	G	AB	R	H	2B	3B	HR	RBI	BB	SO	SB	AVG	OBP	SLG
9 years w/KC	1245	4305	571	1036	182	41	28	382	413	586	336	.241	.309	.321



### EWING KAUFFMAN 1968-93

OWNER

INDUCTED 1993

The strength and integrity of **Ewing Kauffman's** ownership was the cornerstone of success for the Royals during the club's first 25 years. When purchasing the club as an expansion team in 1968, his primary motivation was to provide winning Major League Baseball for Kansas City. Prior to his death in 1993, he provided an innovative plan to ensure new ownership would keep baseball in Kansas City.



## ROYALS HALL OF FAME (CONT.)



### MURIEL KAUFFMAN 1968-95

### ROYALS FIRST LADY

INDUCTED 1996

**Muriel Kauffman**, the Royals First Lady, was the driving force behind Mr. K's decision to buy the Kansas City Royals. She was a member of the club's Board of Directors and served as a major impetus to the smashing success of the Royal Lancers. Away from the ballpark, she established the Muriel McBrien Kauffman Foundation to support and perpetuate the performing arts and to advance education, research and prevention in the health field. Mrs. K passed away in 1995.



### JOHN MAYBERRY 1972-77

### 1B

INDUCTED 1996

**John Mayberry** was the Royals first power hitter in a lineup that featured speed and gap hitters. In six seasons in Kansas City, he averaged 24 home runs and 92 RBI, and led the Royals in home runs in four straight seasons from 1972-75. "Big John" also led the American League in walks in 1973 and 1975, and his 122 base on balls in 1973 are a single-season club record. He earned All-Star honors in 1973 and 1974 and was the club's first 30-home run hitter with 34 in 1975.

JOHN MAYBERRY	G	AB	R	H	2B	3B	HR	RBI	BB	SO	SB	AVG	OBP	SLG
6 years w/Royals	897	3131	459	816	139	10	143	552	561	457	16	.261	.374	.448



### DAN QUISENBERRY 1979-88

### RHP

INDUCTED 1998

**Dan Quisenberry's** pin-point control, submarine-style delivery and quick wit made him a favorite among his teammates, media and fans. He earned the Royals Pitcher of the Year honors four times, was a three-time All-Star, led the American League in saves five times and was a five-time winner of the AL Fireman of the Year Award. Quisenberry's life was claimed by cancer on Sept. 30, 1998.

DAN QUISENBERRY	W-L	ERA	G	SV	IP	H	R	ER	BB	SO
10 years w/Royals	51-44	2.55	573	238	920.1	919	293	261	139	321



### WHITEY HERZOG 1975-79

### MANAGER

INDUCTED 2000

Dorrel Norman Elvert "**Whitey**" **Herzog** managed the Royals from 1975-1979. He led the team to three straight American League Western Division titles, the first division titles in club history. His top season came in 1977 when he managed the Royals to a franchise-record 102 wins. The 1976 UPI Manager of the Year, he has the 2nd-most wins in club history with a career record of 410-304 and owns the best win percentage (.574) in Royals history. Herzog, who had an eight-year playing career—including three seasons with the Kansas City's A's—and won three pennants and a World Series during his 18-year managerial career, was inducted into the National Baseball Hall of Fame in 2010.

WHITEY HERZOG	GAMES	WINS	LOSSES	PCT	FINISH
5 years w/Royals	714	410	304	.574	3 AL West titles

## ROYALS HALL OF FAME (CONT.)



### WILLIE WILSON 1976-90

OF

INDUCTED 2000

**Willie Wilson** spent the first 15 seasons of his 19-year Major League career with the Royals, and ranks among the franchise's all-time leaders in stolen bases (612, 1st), triples (133, 2nd), runs (1,060, 3rd) and hits (1,968, 4th). A two-time All-Star, Wilson led the Majors with 83 steals in 1979 and led the Majors with a .332 batting average in 1982. He led the Majors in triples four times and his 147 career triples are the most by any player in the Expansion Era (since 1961). His best season came in 1980, when the switch-hitter won a *Rawlings* Gold Glove, batted .326 and led the Majors with a Royals-record 230 hits, becoming the second player in history with at least 100 hits from both sides of the plate in the same season.

W. WILSON	G	AB	R	H	2B	3B	HR	RBI	BB	SO	SB	AVG	OBP	SLG
15 yrs w/KC	1787	6799	1060	1968	241	133	40	509	360	990	612	.289	.329	.382



### JEFF MONTGOMERY 1988-99

RHP

INDUCTED 2003

**Jeff Montgomery** spent 12 of his 13 Major League seasons in a Royals uniform and is the club's all-time saves leader with 304. The three-time All-Star (1992, 1993, 1996) was the *Rolaids* American League Reliever of the Year in 1993, finishing tied for the league lead with 45 saves, matching the club record at the time. He also holds the franchise record for career appearances (686) and ranked 9th on the all-time saves list at the time of his retirement.

JEFF MONTGOMERY	W-L	ERA	G	SV	IP	H	R	ER	BB	SO
12 years w/Royals	44-50	3.20	686	304	849.1	760	332	302	287	720



### DENNY MATTHEWS 1969-PRESENT

BROADCASTER

INDUCTED 2004

**Denny Matthews**, the 2007 **Ford C. Frick** Award winner, has been behind the microphone for the Royals since the club's first game in 1969. The "Voice of the Royals" has broadcast exclusively for the same team, without interruption, in seven different decades. He was honored as the 2007 Ford C. Frick Award winner during Hall of Fame induction ceremonies on July 29, 2007. Matthews joined the Royals as the number two announcer alongside **Buddy Blattner** prior to Kansas City's inaugural season in 1969, and took over the lead role following the 1975 season.



### BRET SABERHAGEN 1984-91

RHP

INDUCTED 2005

**Bret Saberhagen** pitched for eight seasons with the Royals from 1984-91 and is the only two-time Cy Young Award winner in franchise history. As a 21-year-old, he became the youngest pitcher in American League history to win the Cy Young Award in 1985, and he went on to be named World Series MVP in the same season. He was a four-time Royals Pitcher of the Year and established a franchise record in wins with a 23-6 record and a league-best 2.16 ERA during his second Cy Young Award-winning season of 1989.

BRET SABERHAGEN	W-L	ERA	G	GS	CG	SHO	IP	H	R	ER	BB	SO
8 years w/Royals	110-78	3.21	252	226	64	14	1660.1	1551	650	593	331	1093



### MARK GUBICZA 1984-96

RHP

INDUCTED 2006

**Mark Gubicza** won 132 games in his 13 years with the Royals from 1984-96, 3rd most in franchise history. A two-time All-Star, Gubicza made his debut with the Royals in 1984 at the age of 21. He went 14-10 in 1985 and posted a pivotal Game 5 win over Toronto in the ALCS. Gubicza won a career-best 20 games and posted a career-best 2.70 ERA in 1988 and finished 3rd in the Cy Young Award voting. He led the Royals in strikeouts in three straight years from 1986-88 and retired the franchise's all-time leader in strikeouts, but now ranks 2nd.

MARK GUBICZA	W-L	ERA	G	GS	CG	SHO	IP	H	R	ER	BB	SO
13 years w/Royals	132-135	3.91	382	327	42	16	2218.2	2226	1050	965	783	1366

## ROYALS HALL OF FAME (CONT.)



### ART STEWART 1969-2021

SCOUT/ADVISOR

INDUCTED 2008

**Art Stewart** became the first scouting/player development associate to be inducted into the Royals Hall of Fame on June 28, 2008. Stewart joined the Royals organization as a scout following the 1969 season and served as the Director of Scouting from 1984-96. From 1997 until his passing in November 2021, he served the Royals GM as a Senior Advisor. The 2007 winner of the **Roland Hemond Award**, which is presented for long-time service in scouting and player development, is credited with signing or drafting more than 70 players that reached the Majors, including **Bo Jackson, Kevin Appier, Johnny Damon** and **Carlos Beltrán**.



### KEVIN APPIER 1989-99, 2003-04

RHP

INDUCTED 2011

**Kevin Appier's** one of a kind delivery and devastating mix of pitches made him one of the most dominant pitchers of his era. The three-time Royals Pitcher of the Year retired in 2004 and nearly 20 years later, he's still the club's all-time leader with 1,458 strikeouts. His 7 Opening Day starts are the most by a pitcher in Royals history, and he ranks among the top 10 in ERA, wins, win percentage, shutouts, complete games, starts and innings. Appier led the American League with a 2.56 ERA in 1993 and was an American League All-Star in 1995.

KEVIN APPIER	W-L	ERA	G	GS	CG	SHO	IP	H	R	ER	BB	SO
13 years w/Royals	115-92	3.49	287	275	32	10	1843.2	1671	771	714	634	1458



### GEORGE TOMA 1969-95

GROUNDSKEEPER

INDUCTED 2012

**George Toma** became the first inductee elected through the Royals Hall of Fame Veterans Committee, which was part of a redesigned voting process established in 2011. Toma served as the Royals Head Groundskeeper from their inception in 1969 through the 1995 season. He also served as a consultant to the team from 1995-97. He originally came to Kansas City in 1957 as Head Groundskeeper for the Kansas City Athletics. Generally regarded as the finest groundskeeper in the history of team sports, he earned the Professional Football Hall of Fame Pioneer Award in 2001 and joined mentor **Emil Bossard** as the first two inductees into the Major League Baseball Groundskeeper Association Hall of Fame in 2012.



### MIKE SWEENEY 1995-2007

1B/DH

INDUCTED 2015

**Mike Sweeney** became the 26th and most recent member elected to the Royals Hall of Fame on Aug. 15, 2015. A five-time All-Star, Sweeney spent the first 13 years of his 16-year Major League career in Kansas City. The club record holder for RBI in a season with 144 in 2000, Sweeney ranks among the Royals all-time leaders in several offensive categories, including 2nd in batting average (.299) and 3rd in homers (197). He narrowly missed winning the 2002 AL batting crown, hitting .340, the 2nd-highest single-season average in club history to **George Brett's** .390 mark in 1980.

M. SWEENEY	G	AB	R	H	2B	3B	HR	RBI	BB	SO	SB	AVG	OBP	SLG
13 years w/KC	1282	4669	700	1398	297	5	197	837	484	555	50	.299	.369	.492

# HISTORY OF MAJOR LEAGUE BASEBALL IN KANSAS CITY

## MUNICIPAL STADIUM

Kansas City's ballpark at 22nd and Brooklyn was a local landmark for half a century. The facility opened on July 3, 1923 as a new home for the Kansas City Blues of the American Association and was originally christened Muehlebach Field after club owner, local brewing magnate and hotelier, **George Muehlebach** (later also called Ruppert Stadium and Blues Stadium). It was also home of the Kansas City Monarchs during their historic reign and a pair of short-lived football franchises in the Kansas City Blues (1924) and Kansas City Cowboys (1925-26).

The ballpark was expanded and renamed Municipal Stadium when the Philadelphia Athletics moved west for the 1955 season. The Kansas City Athletics debuted there on April 12, 1955 with a 6-2 over Detroit, and local hero and former president **Harry S. Truman** threw out the ceremonial first pitch. Municipal Stadium was also the first home of the Kansas City Chiefs upon their arrival in 1963. The Athletics moved to Oakland following the 1967 season and Kansas City was promised an expansion franchise to begin play in 1969. The Kansas City Royals played their inaugural game on April 8, 1969, a 4-3 win in 12-innings over Minnesota, at Municipal Stadium which would serve as the club's home until the 1973 debut of Royals (renamed Kauffman Stadium in 1993).



## KANSAS CITY ATHLETICS YEAR-BY-YEAR

YEAR	G	W	L	T	PCT	FINISH	R	RA	RS-RA	ATT	MANAGER(S)
1955	155	63	91	1	.409	6th/-33.0	638	911	-273	1,393,054	L.Boudreau (63-91)
1956	154	52	102	0	.338	8th/-45.0	619	831	-212	1,015,154	L.Boudreau (52-102)
1957	154	59	94	1	.386	7th/-38.5	563	710	-147	901,067	L. Boudreau (36-67)/H.Craft (23-27)
1958	156	73	81	2	.474	7th/-19.0	642	713	-71	925,090	H.Craft (73-81)
1959	154	66	88	0	.429	7th/-28.0	681	760	-79	963,683	H.Craft (66-88)
1960	155	58	96	1	.377	8th/-39.0	615	756	-141	774,944	B.Elliott (58-96)
1961	162	61	100	1	.379	9th/-47.5	683	863	-180	683,817	J.Gordon (26-33)/H.Bauer (35-67)
1962	162	72	90	0	.444	9th/-24.0	745	837	-92	635,675	H.Bauer (72-90)
1963	162	73	89	0	.451	8th/-31.5	615	704	-89	762,364	E.Lopat (73-89)
1964	163	57	105	1	.352	10th/-42.0	621	836	-215	642,478	E.Lopat (17-35)/M.McGaha (40-70)
1965	162	59	103	0	.364	10th/-43.0	585	755	-170	528,344	M.McGaha (5-21)/H.Sullivan (54-82)
1966	160	74	86	0	.463	7th/-23.0	564	648	-84	773,929	A.Dark (74-86)
1967	161	62	99	0	.385	10th/-29.5	533	660	-127	726,639	A.Dark (52-69)/L.Appling (10-30)
<b>TOT</b>	<b>2060</b>	<b>829</b>	<b>1224</b>	<b>7</b>	<b>.402</b>	<b>-</b>	<b>8104</b>	<b>9984</b>	<b>-1880</b>	<b>10,726,238</b>	

## BASEBALL IN KANSAS CITY

YEAR(S)	TEAM	LEAGUE	NOTES
1884	Unions	Union Association	Went 16-63-3 and finished in 12th place
1886	Cowboys	National	Went 30-91 and finished in 7th place; Kansas City's only season in NL
1888-89	Cowboys	American Association	Went 43-89 in 1888 and 55-82 in 1889; Hall of Famer Slidin' Billy Hamilton made his debut in 1888 and led the AA with 11 SB
1914-15	Packers	Federal	Went 67-84 in 1914 & 81-72 in 1915; visiting team in first game on April 23, 1914 at Weeghman Park, later to be known as Wrigley Field
1920-48	Monarchs	Negro National Negro American	Played at Association Park, Muehlebach Field, & Blues Stadium/ Municipal Stadium; won 2 Negro League World Series, 10 Negro AL Pennants and had just 1 losing season; players included Hall of Famers Satchel Paige, Jackie Robinson, Cool Papa Bell, Ernie Banks, Buck O'Neil
1955-67	Athletics	American	Arrived from Philadelphia in 1955 and relocated to Oakland in 1968 included MLB debuts of Hall of Famers Reggie Jackson & Catfish Hunter
1969-2022	Royals	American	Won 2 World Series, 4 American League pennants & 7 division titles first AL expansion franchise to win a pennant (1980) and a WS (1985).

# HISTORY OF ROYALS

## WHAT'S IN A NAME?


Shortly after **Ewing** and **Muriel Kauffman** were awarded the American League expansion franchise on Jan. 11, 1968, they ceded the naming of the team to Kansas City baseball fans through a 'Name the Team' contest in conjunction with *The Kansas City Star* newspaper.

The suggestions came rolling in with over 17,000 entries submitted showing a wide range of ideas. Some were odes to previous Kansas City baseball teams; other allusions to the area being the geographic heartland of the country; and some were downright silly references to Kauffman himself and his success in the pharmaceutical industry:

Blues, Monarchs, Mules, Steers, Hearts, Stars, MoKans, Caseys, Scouts, Kauffers, Capsules.

But with 547 submissions, the runaway choice was "Royals." Overland Park, Kan. resident **Sanford Porte**'s entry was chosen as the contest winner for its "neatness" and "logical reasoning." Porte wrote:

*"Kansas City's new baseball team should be called the Royals because of Missouri's billion-dollar livestock income, Kansas City's position as the nation's leading stocker and feeder market and the nationally known American Royal parade and pageant."...*



**Sanford Porte** submitted the winning entry for the name 'Royals'

Though Kauffman had initially favored Kings, Stars and Eagles, the fan response convinced him otherwise.

One of Kansas City's longest running traditions known as 'The American Royal' or more colloquially 'The Royal' dates its beginnings back to 1899. The American Royal started as the National Herford Show in 1899 which was the first nationwide event for the exposition and sale of pure-bred cattle. The inaugural year the event drew 55,000 people and helped establish a tradition that continues to the present day.

The American Royal grew to include one of the country's most important horse shows in 1905 and was a significant economic force in helping Kansas City become a vital agricultural hub. Kansas City's economy has become much more diversified, and the 'Cowntown' image is largely history now, but it remains an important and fundamental part of the overall history of both the city and the country.

The American Royal lives on today, and perhaps its most well-known element now is the barbecue competition introduced in the Kansas City Royals First American League Pennant winning year of 1980.

Porte had suggested colors of blue and white which also just happened to be the silks of the Kauffman thoroughbred horse stable. Everyone thought a logo with a crown would be perfect and the Royals looked to the designers at Hallmark for some hometown inspiration. The winning design came from a relative newcomer named **Shannon Manning**. His concept was a simple coat of arms for Kansas City topped by a majestic golden crown. Although the original look has changed slightly, that same crown continues to embody the Royals tradition and still reigns in Kansas City today.

## ROYALS LOGOS



Hallmark Designer **Shannon Manning** created the original Royals logo



1969-78



1979-85



1986-92



1993-2001



2002-18



2019-present



## ROYALS TIMELINE

1968

**January 11:** **Ewing M. Kauffman** becomes the first owner of the expansion Kansas City franchise, paying \$5.3 million. **March 21:** Board of Directors selects the name "Royals" from more than 17,000 suggestions. **April 4:** Kansas City agrees to co-op with minor league team in Dubuque, Iowa, beginning their farm system. **April 25:** **Gerald Lyscio** becomes the first player to sign with the Royals. **June 6:** Kansas City selects 25 players in baseball's Free Agent Draft. **July 11:** Ground is broken for Truman Sports Complex. **September 9:** **Joe Gordon** is named first Manager in club history. **October 15:** Kansas City selects 30 players in Expansion Draft.

1969

**April 1:** Royals acquire **Lou Piniella** from the Seattle Pilots. **April 8:** Royals win their first game, 4-3, in 12 innings over the Twins. **July 16:** **Ellie Rodríguez** becomes the first Royal selected to an All-Star Game. **October 8:** **Charlie Metro** named Manager. **November 26:** **Lou Piniella** named AL Rookie of the Year.

1970

**January 20:** Ground is broken for the team's minor league complex and Baseball Academy in Sarasota, Fla. **June 9:** **Bob Lemon** named Manager.

1971

**September 18:** The Royals defeat the Twins, 4-2, securing their 81st win and their first winning record in the 161-game season.

1972

**October 3:** **Jack McKeon** named Manager.

1973

**April 10:** Royals Stadium opens with a 12-1 win over the Texas Rangers. **April 27:** **Steve Busby** throws the first no-hitter in franchise history at Detroit. **June 12:** **Frank White**, a future Royals Hall of Famer and eight-time *Rawlings* Gold Glove Award winner, becomes the first Royals Academy graduate to make the Majors. **July 24:** The National League defeats the American League, 7-1, in the MLB All-Star Game at Royals Stadium. **August 2:** **George Brett** makes his debut and records his first hit. **September 26:** **Paul Splittorff** beats the White Sox, 6-2, to become the Royals first 20-game winner.

1974

**June 19:** In Milwaukee, **Steve Busby** recorded his second no-hitter in as many seasons.

1975

**July 24:** **Whitey Herzog** named Manager.

1976

**October 1:** Royals win first American League West title when California eliminates Oakland, 2-0. **October 3:** **George Brett** goes 3-for-4 on season's final day to win his first batting title.

1977

**May 14:** **Jim Colborn** throws a no-hitter against the Texas Rangers, the first by a Royal in Kansas City. **August 31-September 15:** Royals put together a club-record 16-game winning streak. **September 29:** Royals win 100th game and finish with 102.

1979

**October 24:** **Jim Frey** named Manager.

1980

**July 18-August 18:** **George Brett** sets a then-franchise record, hitting in 30 consecutive games. **August 17:** Brett goes 4-for-4 against Toronto, moving over the .400 mark. Brett goes on to win second batting title with a .390 average. **October 10:** Brett hits a 3-run home run in the 7th inning at Yankee Stadium to send the Royals to their first World Series; **Dan Quisenberry** strikes out **Willie Randolph** for the final out. **October 17:** The Royals play the first World Series game ever in Kansas City, beating the Phillies, 4-3, in 10 innings. **October 18:** **Willie Aikens** hits 2 homers in Game 4 of the World Series, tying the series at 2-2.



**George Brett** salutes the crowd on Aug. 17, 1980 as his 7th-inning double lifts his season average above .400.

1981

**August 31:** **Dick Howser** named Manager. **October 5:** Royals win second half and advance to American League Division Series. **October 8:** **Joe Burke** named President and **John Schuerholz** named GM.

1982

**July 13:** Five players represent the Royals in All-Star Game in Montreal as well as Manager **Dick Howser** and Trainer **Mickey Cobb**. **August 24:** **John Wathan** breaks record for most steals by a catcher in a single season, and ended the year with 36.

1983

**May 17:** **Avron Fogelman** purchases 49 percent of the club. **July 24:** **George Brett** hits infamous "Pine Tar" home run off the Yankees **Goose Gosage**. The Royals would complete the win on Aug. 18.

1984

**April 4:** **Bret Saberhagen** becomes the youngest Royal to appear in a game, debuting at 19 years, 359 days old. **May 7:** **George Brett** signs "lifetime" contract with the Royals.

1985

**October 5:** **Willie Wilson's** RBI single wins the American League West for Kansas City. **October 11:** **George Brett** goes 4-for-4 with 2 homers, including a game-tying 2-run shot, and makes several sparkling plays in the field as Kansas City beats Toronto, 6-5, in Game 3 of the ALCS. **October 16:** **Jim Sundberg's** 3-run triple highlights a 4-run 6th inning as Kansas City defeats the Blue Jays, 6-2, in Game 7 of the ALCS and advances to its second World Series.



## ROYALS TIMELINE (CONT.)

### 1985 (CONT.)

**October 22:** **Frank White** hits a 2-run home run as the Royals take Game 3 of the World Series, 6-1, trimming St. Louis' lead to 2-1. **October 26:** In the most famous inning in team history, the Royals score 2 runs in the bottom of the 9th on **Dane Iorg's** 2-run single, forcing a Game 7 in the World Series. **October 27:** The Royals win their first World Series title, defeating the Cardinals, 11-0, in Game 7. **Bret Saberhagen** pitches a 5-hitter, while **Darryl Motley** homers and catches the final out.

### 1986

**April 12:** After missing nearly three seasons because of an injury, **Dennis Leonard** throws a 3-hit shutout against Toronto. **June 7:** **Amos Otis** and **Steve Busby** are inaugural inductees into Royals Hall of Fame. **July 15:** **Frank White** homers as the American League wins All-Star Game in Houston, 3-2. It is **Dick Howser's** final game as Manager. **September 14:** **Bo Jackson** hits his 1st Major League HR, an estimated 475-foot blast, the longest in the history of Kauffman Stadium at the time.

### 1987

**February 23:** **Dick Howser** steps down as Manager due to cancer. **May 30:** **Paul Splittorff** and **Cookie Rojas** inducted into Royals Hall of Fame. **June 17:** Howser passes away. **July 3:** Howser's number 10 is retired and he is inducted into Royals Hall of Fame. **August 27:** **John Wathan** named Manager. **September 28:** **Kevin Seitzer** becomes the 13th rookie to record 200 hits in a season.

### 1988

**August 27:** **Mark Gubicza** strikes out a then Royals-record 14 Twins. **September 26:** Gubicza earns win No. 20 vs. Seattle.

### 1989

**June 5:** **Bo Jackson** throws out **Harold Reynolds** at home plate in the 10th inning with an amazing throw, cutting down what would have been the winning run. **July 8:** **Hal McRae** and **Dennis Leonard** inducted into Royals Hall of Fame. **July 11:** **Bo Jackson** homers and is named MVP of All-Star Game in Anaheim. **September 30:** **Bret Saberhagen** wins his team-record 23rd game. **November 15:** Saberhagen wins second career Cy Young Award.

### 1990

**August 7:** **Brian McRae** triples in his Major League debut. Brian and Hal become the first father-son duo to play for the Royals. **October 3:** **George Brett** finishes the season hitting .329, winning his third batting title in three different decades. **October 10:** **Herk Robinson** named General Manager.

### 1991

**May 23:** **Hal McRae** named Manager. **August 26:** **Bret Saberhagen** throws the Royals fourth no-hitter in a 7-0 win vs. the White Sox.

### 1992

**May 12:** Royals President **Joe Burke** dies of cancer at the age of 68. Later that season, he's inducted into Royals Hall of Fame. **September 30:** **George Brett** picks up hit No. 3,000 off the Angels. **Tim Lincecum** in Anaheim. He is picked off first base a batter later.

### 1993

**May 23:** **Ewing Kauffman** inducted into Royals Hall of Fame. **July 2:** Royals Stadium is officially re-named Kauffman Stadium in honor of owner Ewing Kauffman, who passes away less than a month later on Aug. 1. **September 29:** **George Brett** plays his final game in Kansas City.

### 1994

**May 14:** **George Brett's** number 5 is retired and he is inducted into the Royals Hall of Fame. **July 23-August 5:** The Royals win 14 in a row and move within striking distance of 1st place. The season ends less than a week later due to the players' strike. **October 7:** **Bob Boone** named Manager. **October 19:** **Bob Hamelin** named American League Rookie of the Year. **October 25:** **David Cone** named AL Cy Young Award winner.

### 1995

**March 17:** The Royals First Lady, **Muriel Kauffman**, passes away. **April 7:** The Royals play on a grass field at Kauffman Stadium for the first time. **May 2:** **Frank White's** number 20 is retired.

### 1996

**May 19:** **Muriel Kauffman** inducted in Royals Hall of Fame. **August 3:** **John Mayberry** inducted into Royals Hall of Fame.

### 1997

**July 9:** **Tony Muser** named Manager. **September 18:** **Jay Bell** hits his 21st and final home run of the season, a Royals record for a shortstop.

### 1998

**September 14:** **Carlos Beltrán** makes his Major League debut at 21 years old and singles in first at-bat.

### 1999

**July 25:** **George Brett** is inducted into Baseball's Hall of Fame in Cooperstown, N.Y. Brett received 98.2 percent of the votes, the 8th-highest mark ever. **August 25:** **Jeff Montgomery** records his 300th career save.

### 2000

**March 14:** Board of Directors announces **David Glass** will become the Royals second full-time Owner. **April 28:** **David Glass** officially becomes Owner. **October 1:** Royals set club records in runs (879), hits (1,644) and average (.288).

### 2001

**October 7:** Six Royals reach double figures in home runs, led by **Mike Sweeney**, who hits a career high 29.

### 2002

**September 25:** **Mike Sweeney** enters the final weekend neck-and-neck with **Manny Ramírez** for the batting crown. Sweeney misses out, but still records 2nd-highest single-season mark (.340) in Royals history.

### 2003

**February 27:** Royals and Rangers play the first game at their new spring facility in Surprise, Ariz. **March 31-April 12:** Royals open season with 9 consecutive wins. **November 11:** **Angel Berroa** wins the American League Rookie of the Year Award.

## ROYALS TIMELINE (CONT.)

2004

**April 5:** Trailing Chicago 7-3 entering the bottom of the 9th, Kansas City scores 6 runs including a game-tying 3-run homer by **Mendy López** and a game-winning homer by **Carlos Beltrán** to win, 9-7. **June 24:** Royals acquire **Mark Teahen** and **John Buck** in a three-team trade for Beltrán. **August 8:** **Denny Matthews** inducted into Royals Hall of Fame. **September 9:** The Royals set a club record with 26 runs in the first game of a doubleheader in Detroit.

2005

**May 31:** **Buddy Bell** named Manager. **August 13:** **Bret Saberhagen** inducted into Royals Hall of Fame.

2006

**April 4:** The citizens of Jackson County pass a proposition that paves for the way for major renovations of Kauffman Stadium. **May 30:** **Dayton Moore** is named General Manager. **June 6:** **Luke Hochevar** becomes the Royals first No. 1 overall pick. **July 21:** **Mark Gubicza** inducted into Royals Hall of Fame. **November 2:** **Mark Grudzielanek** is named the *Rawlings* Gold Glove winner at second base.

2007

**July 29:** **Denny Matthews** is honored with the **Ford C. Frick** Award during induction ceremonies at Cooperstown. **October 3:** Groundbreaking for Kauffman Stadium renovations. **October 19:** **Trey Hillman** named Manager.

2008

**June 28:** **Art Stewart** inducted into Royals Hall of Fame. **July 12:** Second baseman **Mark Grudzielanek** records hit No. 2,000 against the Mariners. Later in the game, **David DeJesus** hits a 2-run, 2-out walk-off home run to send the Royals to the 5-4 win.

2009

**April 10:** The newly-renovated Kauffman Stadium is dedicated. **September 26:** **Billy Butler** records his 50th double, becoming the fifth player in Major League history to reach 50 doubles and 20 homers in a season before the age of 24. **November 17:** **Zack Greinke** wins the American League Cy Young Award, joining **Bret Saberhagen** (1985, 1989) and **David Cone** (1994) as the only Royals pitchers to do so. Greinke led the Majors with a 2.16 ERA.

2010

**May 13:** **Ned Yost** named Manager. **June 16:** Commissioner **Bud Selig** announces from the field that Kauffman Stadium will be the site of the 2012 MLB All-Star Game. **August 13:** **Joakim Soria**, who earlier was named to his second career All-Star Game, saves his 25th consecutive game, a Royals record. Soria would go on to extend his streak to 36 straight.

2011

**August 2:** The 2012 All-Star logo unveiled. **September 15:** **Melky Cabrera** hits his 40th double as an outfielder, joining **Jeff Francoeur** and **Alex Gordon** as the first trio of outfield teammates in Major League history with 40 doubles. **November 1:** Left fielder **Alex Gordon** wins his first *Rawlings* Gold Glove.

2012

**July 10:** The National League defeats the American League, 8-0, in the 83rd MLB All-Star Game at Kauffman Stadium. **October 30:** Left fielder **Alex Gordon** wins his second consecutive *Rawlings* Gold Glove. **November 8:** Designated hitter **Billy Butler** wins the American League Silver Slugger. He will also win the **Edgar Martínez** Outstanding DH Award later in the offseason.

2013

**July 16:** **Salvador Perez**, **Alex Gordon** and **Greg Holland** are selected to the All-Star Game at Citi Field. **September 22:** **Justin Maxwell** hits a walk-off grand slam in the 10th inning to beat Texas, 4-0, giving the Royals their most home wins (44) since 1992. **October 29:** Gordon, **Eric Hosmer** and Perez win *Rawlings* Gold Glove Awards. Gordon becomes the first Royal to win three straight awards since **Frank White** (1977-82).

2014

**July 6:** **Alex Gordon**, **Greg Holland** and **Salvador Perez** are once again All-Stars at Target Field in Minneapolis. **September 26:** On a cool night in Chicago, the Royals clinch their first postseason berth since 1985 with a 3-1 victory over the White Sox. **September 30:** The Royals rally from a 4-run deficit for an exhilarating 9-8, 12-inning triumph over Oakland in the American League Wild Card Game. **October 15:** The Royals finish off a 4-game sweep of the Baltimore Orioles in the American League Championship Series with a 2-1 victory. **October 28:** **Yordano Ventura** tosses 7.0 scoreless innings vs. the Giants as the Royals win, 10-0 to force a Game 7 in the World Series vs. San Francisco. **November 3:** Gordon, **Eric Hosmer** and Perez are named *Rawlings* Gold Glove winners. Gordon is honored as the club's first Platinum Glove winner.



**Salvador Perez** celebrates being named MVP of the 2015 World Series.

2015

**April 13:** Kansas City wins its first seven games of the season, marking its longest winning streak to open the year since 2003. **June 18:** **Ned Yost** becomes the winningest manager in franchise history, earning his 411th victory with the club in a 3-2 win over Milwaukee. **July 14:** The Royals send a franchise-record seven players to the Midsummer Classic in Cincinnati, with four (**Salvador Perez**, **Alcides Escobar**, **Lorenzo Cain** and **Alex Gordon**) named starters for the American League. Gordon does not play due to injury.

## ROYALS TIMELINE (CONT.)

### 2015 (CONT.)

**September 24:** Kansas City clinches its first Central Division title with a 10-4 win over the visiting Mariners. The Royals 95 regular season wins are the 3rd-most in franchise history. **October 12:** The Royals rally from a 4-run deficit in the 8th inning to stave off elimination in Game 4 of the ALDS in Houston, 9-6. Kansas City goes on to win the series in a decisive Game 5 two days later. **November 1:** Despite trailing to the Mets 2-0 after the 8th inning, the Royals rally for a 7-2 win in 12 innings to clinch the second World Championship in franchise history. Perez is named World Series MVP. **November 3:** More than 800,000 fans show up to celebrate with the 2015 World Series champions at a parade through downtown Kansas City. **November 10:** Escobar, **Eric Hosmer** and Perez all win *Rawlings* Gold Gloves, marking the third straight season that the Royals has three honorees.

### 2016

**July 12:** **Eric Hosmer** becomes the second Royal to earn All-Star MVP honors, after he and teammate **Salvador Perez** connect for back-to-back home runs in the Midsummer Classic in San Diego. **Wade Davis** and **Kelvin Herrera** are also selected to the game. **August 1:** **Danny Duffy** recorded 16 strikeouts vs. the Rays over 8.0 scoreless innings to set a single-game franchise record. **November 8:** Perez is awarded his fourth consecutive *Rawlings* Gold Glove, becoming the third Royals player to win a Gold Glove in four consecutive seasons.

### 2017

**January 22:** The Royals mourn the tragic death of pitcher **Yordano Ventura**, who passes away in a car accident in his native Dominican Republic. **July 10:** **Mike Moustakas** becomes the third Royal to participate in the Home Run Derby, slugging 10 in a 1st-round loss to Minnesota's **Miguel Sanó**. **July 11:** Moustakas, **Salvador Perez** and **Jason Vargas** all play in the 88th MLB All-Star Game in Miami. It's the fifth straight year the Royals have at least three players on the American League All-Star team. **September 20:** Moustakas hits his 37th home run of the season at Rogers Centre, breaking the club's single-season record previously held by **Steve Balboni**. Moustakas' record is broken by **Jorge Soler** (48) in 2019 and matched by Perez in 2021. **November 7:** **Alex Gordon** and **Eric Hosmer** are honored with *Rawlings* Gold Glove Awards. It's Gordon's fifth award and Hosmer's fourth.

### 2018

**March 29:** Kansas City embarks on its 50th season, hosting the Chicago White Sox on Opening Day. **July 17:** **Salvador Perez** makes his fifth straight start in an All-Star Game, serving as the American League's catcher at the Midsummer Classic in Washington, D.C. **September 8:** Recently acquired **Jorge López** retires the first 24 Minnesota Twins he faces, before walking the leadoff hitter in the 9th. López becomes the first Royal to take a perfect game into the 9th inning, earning a 4-1 win at Target Field. **November 4:** **Alex Gordon** and Perez are honored with *Rawlings* Gold Glove Awards.

### 2019

**April 10:** **Whit Merrifield** extends his hitting streak to a franchise-record 31 games on a game-tying RBI bunt single in the 7th inning vs. Seattle. **June 13:** Kansas City beats Detroit, 7-3, at TD Ameritrade Park in Omaha, Neb., in the Royals first regular season neutral-site game. Creighton University product, **Nicky Lopez**, puts the Royals on the board with his 1st Major League homer in the 2nd inning.

### 2019 (CONT.)

**August 30:** The Glass Family announces that it has agreed to sell the Royals to Kansas City businessman **John Sherman** and a group of local investors. **September 3:** **Jorge Soler** hits his 39th home run of the season to establish a franchise record, topping **Mike Moustakas'** total from two years earlier. **September 23:** After serving as Manager for 10 seasons, **Ned Yost** announces he will retire at the end of the season. He finishes the season with 746 victories with the Royals, which are the most in franchise history. **October 31:** **Mike Matheny** named 17th full-time Manager in franchise history. **November 3:** Outfielder **Alex Gordon** wins his seventh *Rawlings* Gold Glove Award. **November 26:** Sherman and his partners finalize the purchase of the Royals, becoming the franchise's third ownership group.

### 2020

**March 12:** Major League Baseball puts a halt on the 2020 season due to the Covid-19 pandemic. The Royals last 13 exhibition games are canceled, as are the first three months of the regular season. **July 24:** Kansas City plays its latest season opener, falling 2-0 in Cleveland. **September 24:** Outfielder **Alex Gordon** announces his retirement from baseball. His 14-year career with only the Royals is the third-longest in franchise history by a position player. **November 4:** Gordon earns his eighth *Rawlings* Gold Glove and second Platinum Glove. His eight Gold Gloves match **Frank White** for most in franchise history. **December 10:** **Salvador Perez** wraps up an impressive run of awards, earning his third Louisville Silver Slugger Award, American League Comeback Player of the Year honors and a First-Team All-MLB.

### 2021

**August 14:** **Whit Merrifield** plays in his 422nd consecutive game, setting a new franchise record previously held by **Aldice Escobar**. **July 12:** **Salvador Perez** becomes the fourth Royal to participate in the Home Run Derby, hitting a club-record 28 home runs in the 1st round, but fails to advance despite hitting the 3rd-most HR among the eight participants. **September 14:** **Dayton Moore** is promoted to President of Baseball Operations and **J.J. Picollo** is promoted to Sr. Vice President of Baseball Operations/General Manager, becoming the seventh GM in Royals history. **September 29:** Perez hits his 48th home run, matching the single-season franchise record set by **Jorge Soler** in 2019. **November 7:** **Andrew Benintendi** and **Michael A. Taylor** are named *Rawlings* Gold Glove winners for the first time in their careers. **November 11:** **Art Stewart**, the longest-tenured associate in the organization, passes away at the age of 94. **November 23:** Perez named All-MLB First Team Catcher for the second straight season, two weeks after earning his franchise-record fourth Slugger Silver Slugger Award. **November 23:** **John Sherman** is named Kansas Citian of the Year by the Greater Kansas City Chamber of Commerce.

### 2022

**March 11:** Major League Baseball announced a five-year labor agreement with the MLBPA, ending a work stoppage that cut Spring Training in half and delayed the start of the regular season one week. **March 29:** **Salvador Perez** wins the **Lou Gehrig** Memorial Award, presented annually to a Major League player who best exemplifies the giving character of Hall of Famer Lou Gehrig. **April 7:** **Bobby Witt Jr.** was the first of 13 Royals to make their Major League debuts in 2022, as he recorded the go-ahead RBI double in the 8th inning on Opening Day vs. Cleveland. **September 21:** **J.J. Picollo** is named Executive VP and GM. **October 30:** **Matt Quattraro** named Manager.

# OPENING DAY RECORDS & HISTORY

## OPENING DAY

The Royals are 20-34 all-time on Opening Day, but have won their first game in three of the last four seasons, including the last two. With a win on Opening Day in 2023, the Royals would match their longest win streak on Opening Day, set from 1983-85. The Royals most common opponent on Opening Day is the White Sox, who they've faced 10 times through their first 54 seasons. They've faced the Orioles nine times on Opening Day, including five consecutive season openers from 1994-98.

### TEAM GENERAL

<b>Longest game</b>	4:26	4/1/21 vs. TEX
<b>Shortest game</b>	2:00	4/3/84 vs. NYY
<b>Largest win margin</b>	9	4/5/79 vs. TOR (11-2) 4/6/15 vs. CWS (10-1)
<b>Largest loss margin</b>	9	4/5/05 at DET (11-2)

### TEAM BATTING

<b>Most runs</b>	14	4/1/21 vs. TEX
<b>Fewest runs</b>	0	4/9/76 at CWS 4/6/12 at LAA 4/1/13 at CWS 7/24/20 at CLE
<b>Most hits</b>	15	4/1/21 vs. TEX
<b>Fewest hits</b>	3	4/7/75 at CAL 4/10/80 vs. DET 4/3/17 at MIN
<b>Most home runs</b>	3	4/4/83 at BAL 4/5/04 vs. CWS 4/1/21 vs. TEX

<b>Most stolen bases</b>	4	4/7/75 at CAL
<b>Most strikeouts</b>	18	7/24/20 at CLE

### TEAM PITCHING

<b>Most runs allowed</b>	14	3/29/18 vs. CWS
<b>Fewest runs allowed</b>	0	3/31/03 vs. CWS
<b>Most hits allowed</b>	16	4/5/82 at BAL
<b>Fewest hits allowed</b>	2	4/26/95 vs. BAL
<b>Most home runs allowed</b>	6	3/29/18 vs. CWS
<b>Most strikeouts</b>	16	4/1/21 vs. TEX

### PLAYER BATTING

<b>Most hits</b>	4	Lou Piniella, 4/8/69 vs. MIN Amos Otis, 4/7/77 at DET Fred Patek, 4/5/79 vs. TOR Salvador Perez, 3/31/14 at DET
<b>Most runs</b>	3	George Brett, 4/4/83 at BAL Alcides Escobar, 4/6/15 vs. CWS

<b>Most home runs</b>	1 (39x)	Whit Merrifield, 4/1/21 vs. TEX last
<b>Most RBI</b>	4	Frank White, 4/5/82 at BAL
<b>Most stolen bases</b>	2	Fred Patek, 4/7/75 at CAL Dean Palmer, 3/31/98 at BAL Michael Tucker, 4/1/02 vs. MIN Whit Merrifield, 3/28/19 vs. CWS

### PLAYER PITCHING

<b>Most innings pitched</b>	9.0	Dick Drago, 4/6/71 at CAL Dick Drago, 4/15/72 vs. CWS (11) Paul Splittorff, 4/5/74 vs. MIN (11)
<b>Most runs allowed</b>	8	Dennis Leonard, 4/8/78 at CLE
<b>Most hits allowed</b>	11	Paul Splittorff, 4/5/74 vs. MIN (11)
<b>Most home runs allowed</b>	4	Jeff Suppan, 4/1/02 vs. MIN
<b>Most strikeouts</b>	8	Wally Bunker, 4/7/70 vs. OAK Danny Duffy, 4/3/17 at MIN

### 4/8/69 vs. MIN

<b>4-3 win (12)</b>	L. Piniella	CF	P. Kelly	RF
	J. Adair	2B	M. Fiore	1B
	E. Kirkpatrick	LF	A. Otis	CF
	J. Foy	3B	B. Oliver	3B
	C. Harrison	1B	L. Piniella	LF
	B. Oliver	RF	L. Alcaraz	2B
	E. Rodriguez	C	J. Hernandez	SS
	J. Hernandez	SS	E. Rodriguez	C
	W. Bunker	P	W. Bunker	P

### 4/7/70 vs. OAK

<b>6-4 loss</b>	F. Patek	SS	S. Hovley	CF
	J. Keough	RF	P. Schaal	3B
	A. Otis	CF	C. Rojas	2B
	L. Piniella	LF	L. Piniella	LF
	B. Oliver	1B	J. Mayberry	1B
	C. Rojas	2B	B. Oliver	RF
	P. Schaal	3B	J. May	C
	B. Martinez	C	B. Floyd	SS
	D. Drago	P	D. Drago	P

### 4/6/71 at CAL

<b>4-1 win</b>	F. Patek	SS	F. Patek	SS
	P. Schaal	3B	C. Rojas	2B
	A. Otis	CF	A. Otis	CF
	L. Piniella	LF	J. Mayberry	1B
	B. Oliver	1B	H. McRae	RF
	B. Oliver	2B	E. Kirkpatrick	DH
	J. May	3B	C. L. Piniella	LF
	C. B. Floyd	C	P. Schaal	3B
	D. Drago	P	J. May	C
			S. Busby	P

### 4/15/72 vs. CWS

<b>2-1 win (11)</b>	F. Patek	SS
	C. Rojas	2B
	A. Otis	CF
	J. Mayberry	1B
	H. McRae	RF
	E. Kirkpatrick	DH
	C. L. Piniella	LF
	P. Schaal	3B
	J. May	C
	S. Busby	P

### 4/5/74 vs. MIN

<b>6-4 loss (11)</b>	F. Patek	SS	F. Patek	SS
	J. Wohlford	LF	A. Otis	CF
	V. Pinson	RF	J. Mayberry	1B
	J. Mayberry	1B	H. McRae	RF
	A. Otis	CF	H. Killebrew	DH
	C. Rojas	2B	G. Brett	3B
	H. McRae	DH	V. Pinson	RF
	P. Schaal	3B	C. Rojas	2B
	F. Healy	C	F. Healy	C
	P. Splittorff	P	S. Busby	P

### 4/9/76 at CWS

<b>4-0 loss</b>	D. Nelson	DH	G. Brett	3B
	A. Otis	CF	H. McRae	DH
	G. Brett	1B	A. Otis	CF
	J. Mayberry	1B	J. Mayberry	1B
	H. McRae	LF	A. Cowens	RF
	A. Cowens	RF	J. Zdeb	LF
	F. Healy	C	B. Martinez	C
	F. Patek	SS	F. Patek	SS
	F. White	2B	F. White	2B
	P. Splittorff	P	P. Splittorff	P

### 4/7/77 at DET

<b>7-4 win</b>	W. Wilson	LF
	H. McRae	DH
	G. Brett	3B
	A. Cowens	RF
	C. Hurdle	1B
	A. Otis	CF
	D. Porter	C
	F. Patek	SS
	F. White	2B
	D. Leonard	P

### 4/8/78 at CLE

<b>8-5 loss</b>	W. Wilson	LF
	H. McRae	DH
	G. Brett	3B
	A. Cowens	RF
	C. Hurdle	1B
	A. Otis	CF
	D. Porter	C
	F. Patek	SS
	F. White	2B
	D. Leonard	P

## OPENING DAY HISTORY (CONT.)

4/5/79 vs. TOR		4/10/80 vs. DET		4/10/81 at BAL		4/5/82 at BAL		4/4/83 at BAL	
11-2 win		5-1 loss		5-3 loss		13-5 loss		7-2 win	
G. Brett	3B	W. Wilson	CF	W. Wilson	CF	W. Wilson	LF	W. Wilson	LF
F. White	2B	H. McRae	DH	H. McRae	DH	J. Wathan	C	U. Washington	SS
A. Otis	CF	G. Brett	3B	G. Brett	3B	G. Brett	3B	G. Brett	3B
A. Covens	RF	W. Aikens	1B	W. Aikens	1B	W. Aikens	1B	A. Otis	CF
H. McRae	DH	P. LaCock	LF	A. Otis	LF	A. Otis	CF	H. McRae	DH
D. Porter	C	J. Quirk	C	C. Hurdle	RF	H. McRae	DH	W. Aikens	1B
J. Wathan	1B	C. Hurdle	RF	J. Wathan	C	J. Martin	RF	F. White	2B
C. Hurdle	LF	F. White	2B	U. Washington	SS	F. White	2B	J. Martin	RF
F. Patek	SS	U. Washington	SS	F. White	2B	U. Washington	SS	J. Wathan	C
D. Leonard	P	D. Leonard	P	L. Gura	P	D. Leonard	P	L. Gura	P

4/3/84 vs. NYY		4/8/85 vs. TOR		4/8/86 at NYY		4/6/87 vs. CWS		4/4/88 vs. TOR	
4-2 win		2-1 win		4-2 loss		5-4 loss		5-3 loss	
O. Concepción	SS	W. Wilson	CF	L. Smith	LF	W. Wilson	CF	W. Wilson	CF
B. Davis	LF	P. Sheridan	RF	W. Wilson	CF	K. Seitzer	1B	K. Seitzer	3B
F. White	2B	G. Brett	3B	G. Brett	3B	D. Tartabull	RF	G. Brett	DH
H. McRae	DH	J. Orta	DH	H. McRae	DH	G. Brett	3B	D. Tartabull	RF
S. Balboni	1B	S. Balboni	1B	F. White	2B	F. White	2B	F. White	2B
D. Motley	RF	D. Motley	LF	S. Balboni	1B	B. Jackson	LF	S. Balboni	1B
D. Slaught	C	F. White	2B	D. Motley	RF	S. Balboni	DH	B. Jackson	LF
P. Sheridan	CF	J. Sundberg	C	J. Sundberg	C	E. Hearn	C	M. Macfarlane	C
G. Pryor	3B	O. Concepción	SS	A. Salazar	SS	B. Biancalana	SS	K. Stillwell	SS
B. Black	P	B. Black	P	B. Black	P	D. Jackson	P	B. Saberhagen	P

4/3/89 vs. TOR		4/9/90 vs. BAL		4/8/91 vs. CLE		4/6/92 at OAK		4/5/93 vs. BOS	
4-3 loss		7-6 loss (11)		4-2 win		5-3 loss		3-1 loss	
W. Wilson	CF	G. Perry	DH	B. McRae	CF	B. McRae	CF	K. Miller	3B
K. Seitzer	3B	K. Seitzer	3B	K. Seitzer	3B	G. Jefferies	3B	W. Joyner	1B
G. Brett	1B	G. Brett	1B	G. Brett	1B	W. Joyner	1B	G. Brett	DH
D. Tartabull	RF	B. Jackson	LF	D. Tartabull	RF	K. McReynolds	RF	F. Jose	RF
P. Tabler	DH	D. Tartabull	RF	K. Gibson	DH	G. Brett	DH	B. Mayne	C
B. Jackson	LF	J. Eisenreich	CF	M. Macfarlane	C	M. Macfarlane	C	K. McReynolds	LF
B. Boone	C	K. Stillwell	SS	K. Stillwell	SS	K. Miller	LF	B. McRae	CF
F. White	2B	F. White	2B	G. Thurman	LF	D. Howard	SS	J. Lind	2B
K. Stillwell	SS	B. Boone	C	T. Shumpert	2B	T. Shumpert	2B	G. Gagne	SS
M. Gubicza	P	B. Saberhagen	P	B. Saberhagen	P	K. Appier	P	K. Appier	P

4/4/94 at BAL		4/26/95 vs. BAL		4/2/96 at BAL		4/2/97 at BAL		3/31/98 at BAL	
6-3 loss		5-1 win		4-2 loss		4-2 loss		4-1 win	
V. Coleman	LF	M. Tucker	LF	B. Roberts	2B	J. Offerman	2B	J. Damon	CF
B. McRae	CF	T. Goodwin	CF	T. Goodwin	LF	T. Goodwin	CF	J. Offerman	2B
W. Joyner	1B	W. Joyner	1B	J. Damon	CF	B. Roberts	LF	H. Morris	LF
M. Macfarlane	C	B. Hamelin	DH	M. Tucker	RF	J. King	1B	J. King	1B
G. Gaetti	3B	F. José	RF	K. Lockhart	3B	J. Bell	SS	T. Pendleton	DH
B. Hamelin	DH	G. Gaetti	3B	B. Hamelin	1B	J. Vitiello	DH	D. Palmer	3B
D. Henderson	RF	G. Gagne	SS	J. Vitiello	DH	J. Dye	RF	L. Sutton	RF
G. Gagne	SS	B. Mayne	C	M. Macfarlane	C	C. Paquette	3B	M. Sweeney	C
J. Lind	2B	J. Lind	2B	J. Offerman	SS	T. Spehr	C	F. Martinez	SS
K. Appier	P	K. Appier	P	K. Appier	P	K. Appier	P	T. Belcher	P

4/5/99 vs. BOS		4/3/00 at TOR		4/2/01 at NYY		4/1/02 vs. MIN		3/31/03 vs. CWS	
5-3 loss		5-4 loss		7-3 loss		8-6 loss		3-0 win	
C. Beltrán	CF	J. Damon	LF	C. Febles	2B	C. Knoblauch	LF	M. Tucker	CF
J. Randa	3B	C. Febles	2B	C. Beltrán	CF	N. Pèze	SS	J. Randa	3B
J. Damon	LF	C. Beltrán	CF	M. Sweeney	1B	C. Beltrán	CF	M. Sweeney	1B
J. King	1B	J. Dye	RF	J. Dye	RF	M. Sweeney	1B	R. Ibañez	LF
L. Sutton	DH	M. Sweeney	1B	J. Randa	3B	M. Tucker	RF	B. Berger	RF
J. Dye	RF	J. Randa	3B	M. Quinn	LF	J. Randa	3B	K. Harvey	DH
C. Kreuter	C	M. Quinn	DH	D. Brown	DH	R. Ibañez	DH	A. Berroa	SS
R. Sánchez	SS	B. Johnson	C	H. Ortiz	C	B. Mayne	C	B. Mayne	C
C. Febles	2B	R. Sánchez	SS	R. Sánchez	SS	C. Febles	2B	C. Febles	2B
K. Appier	P	J. Suppan	P	J. Suppan	P	J. Suppan	P	R. Hernández	P

## OPENING DAY HISTORY (CONT.)

4/5/04 vs. CWS		4/4/05 at DET		4/3/06 vs. DET		4/2/07 vs. BOS		3/31/08 at DET	
9-7 win		11-2 loss		3-1 loss		7-1 win		5-4 win (11)	
A. Berroa	SS	D. DeJesus	CF	D. DeJesus	CF	D. DeJesus	CF	D. DeJesus	CF
C. Beltrán	CF	R. Gotay	2B	M. Grudzielanek	2B	M. Grudzielanek	2B	M. Grudzielanek	2B
M. Sweeney	1B	M. Sweeney	1B	M. Sweeney	DH	M. Teahen	RF	A. Gordon	3B
J. González	RF	C. Pickering	DH	R. Sanders	RF	M. Sweeney	DH	J. Guillén	RF
J. Randa	3B	M. Stairs	RF	E. Brown	LF	A. Gordon	3B	B. Butler	DH
K. Harvey	DH	A. Berroa	SS	D. Mientkiewicz	1B	R. Shealy	1B	M. Teahen	LF
B. Santiago	C	T. Long	LF	A. Berroa	SS	R. Gload	LF	R. Gload	1B
A. Guiel	LF	J. Buck	C	M. Teahen	3B	J. Buck	C	J. Buck	C
D. Relaford	2B	M. Teahen	3B	J. Buck	C	T. Peña Jr.	SS	T. Peña Jr.	SS
B. Anderson	P	J. Lima	P	S. Elarton	P	G. Meche	P	G. Meche	P

4/7/09 at CWS		4/5/10 vs. DET		3/31/11 vs. LAA		4/6/12 at LAA		4/1/13 at CWS	
4-2 loss		8-4 loss		4-2 loss		5-0 loss		1-0 loss	
C. Crisp	CF	D. DeJesus	RF	M. Aviles	3B	A. Gordon	LF	A. Gordon	LF
D. DeJesus	LF	S. Podsednik	LF	M. Cabrera	CF	L. Cain	CF	A. Escobar	SS
M. Teahen	2B	B. Butler	1B	A. Gordon	LF	E. Hosmer	1B	B. Butler	DH
J. Guillén	RF	R. Ankiel	CF	B. Butler	DH	B. Butler	DH	M. Moustakas	3B
M. Jacobs	1B	J. Guillén	DH	K. Ka'aihue	1B	J. Francoeur	RF	S. Perez	C
B. Butler	DH	W. Bloomquist	3B	J. Francoeur	RF	Y. Betancourt	2B	E. Hosmer	1B
A. Gordon	3B	Y. Betancourt	SS	A. Escobar	SS	M. Moustakas	3B	L. Cain	CF
M. Olivo	C	J. Kendall	C	M. Treanor	C	B. Peña	C	J. Francoeur	RF
M. Aviles	SS	C. Getz	2B	C. Getz	2B	A. Escobar	SS	C. Getz	SS
G. Meche	P	Z. Greinke	P	L. Hochevar	P	B. Chen	P	J. Shields	P

3/31/14 at DET		4/6/15 vs. CWS		4/3/16 vs. NYM		4/3/17 at MIN		3/29/18 vs. CWS	
4-3 loss		10-1 win		4-3 win		7-1 loss		14-7 loss	
N. Aoki	RF	A. Escobar	SS	A. Escobar	SS	A. Gordon	LF	J. Jay	LF
O. Infante	2B	M. Moustakas	3B	M. Moustakas	3B	M. Moustakas	3B	W. Merrifield	2B
E. Hosmer	1B	L. Cain	CF	L. Cain	CF	L. Cain	CF	M. Moustakas	3B
B. Butler	DH	E. Hosmer	1B	E. Hosmer	1B	E. Hosmer	1B	L. Duda	1B
A. Gordon	LF	K. Morales	DH	K. Morales	DH	S. Perez	C	C. Cuthbert	DH
S. Perez	C	A. Gordon	LF	A. Gordon	LF	B. Moss	DH	J. Soler	RF
M. Moustakas	3B	A. Ríos	RF	S. Perez	C	P. Orlando	RF	A. Gordon	CF
L. Cain	CF	S. Perez	C	O. Infante	2B	A. Escobar	SS	A. Escobar	SS
A. Escobar	SS	O. Infante	2B	R. Fuentes	RF	A. Mondesi	2B	D. Butera	C
J. Shields	P	Y. Ventura	P	E. Vólquez	P	D. Duffy	P	D. Duffy	P

3/28/19 vs. CWS		7/24/20 at CLE		4/1/21 vs. TEX		4/7/22 vs. CLE	
5-3 win		2-0 loss		14-10 win		3-1 win	
W. Merrifield	RF	W. Merrifield	RF	W. Merrifield	2B	W. Merrifield	RF
A. Mondesi	SS	A. Mondesi	SS	A. Benintendi	LF	B. Witt Jr.	3B
A. Gordon	LF	J. Soler	DH	C. Santana	1B	A. Benintendi	LF
J. Soler	DH	S. Perez	C	S. Perez	C	S. Perez	C
F. Schwindel	1B	A. Gordon	LF	J. Soler	DH	C. Santana	1B
C. Owings	2B	R. McBroom	1B	H. Dozier	3B	H. Dozier	DH
H. Dozier	3B	M. Franco	3B	K. Isbel	RF	A. Mondesi	SS
M. Maldonado	C	N. Lopez	2B	M. Taylor	CF	M. Taylor	CF
B. Hamilton	CF	B. Starling	CF	N. Lopez	SS	N. Lopez	2B
B. Keller	P	D. Duffy	P	B. Keller	P	Z. Greinke	P

MOST OPENING DAY STARTS		MOST OPENING DAY STARTS		MOST OPENING DAY STARTS	
By position		Overall		Consecutive	
P	Kevin Appier (7)	18	George Brett (3B, 1B, DH)	15	Frank White (1976-90)
C	Salvador Perez (7)	15	Frank White (2B)	12	Hal McRae (1873-84)
1B	Hosmer/Mayberry/Sweeney (6)	13	Alex Gordon (LF, 3B, CF)	10	Alex Gordon (2011-20)
2B	Frank White (15)		Hal McRae (DH, LF, RF)	9	George Brett (1975-83)
3B	George Brett (12)	12	Amos Otis (CF, LF)		George Brett (1985-93)
SS	Escobar/Patek (8)	10	Willie Wilson (CF, LF)	8	Alcides Escobar (2011-18)
LF	Alex Gordon (9)	9	Mike Sweeney (1B, DH, C)		Mike Sweeney (2000-07)
CF	Amos Otis (11)	8	Alcides Escobar (SS)		
RF	Cowens/Tartabull/Dye (4)		Fred Patek (SS)		
DH	Hal McRae (10)				



## ALL-TIME ALPHABETICAL ROSTER

### A (37)

Abbott, Paul (P)—2003  
Abernathy, Brent (INF)—2003  
Abernathy, Ted (P)—1970-72  
Abreu, Albert (P)—2022  
Abreu, Tony (INF)—2012  
Adair, Jerry (INF)—1969-70  
Adam, Jason (P)—2018  
Adams, Chance (P)—2020  
Adams, Lane (OF)—2014  
Adcock, Nate (P)—2011-12  
Affeldt, Jeremy (P)—2002-06  
Aikens, Willie (INF)—1980-83  
Alberto, Hanser (INF)—2021  
Albuquerque, Al (P)—2017  
Alcaraz, Luis (INF)—1969-70  
Alexander, Scott (P)—2015-17  
Alicia, Luis (INF)—2001-02  
Allensworth, Jermaine (OF)—1998  
Almonte, Abraham (OF)—2018  
Almonte, Miguel (P)—2015, 2017  
Ambres, Chip (OF)—2005  
Anderson, Brian (P)—2003-05  
Anderson, Josh (OF)—2009  
Anderson, Rick (P)—1987-88  
Anderson, Scott (P)—1995  
Andrade, Steve (P)—2006  
Angelini, Norm (P)—1972-73  
Ankiel, Rick (OF)—2010  
Aoki, Nori (OF)—2014  
Appier, Kevin (P)—1989-99, 2003-04  
Aquino, Luis (P)—1988-92  
Armstrong, Mike (P)—1982-83  
Arteaga, Humberto (INF)—2019  
Asencio, Miguel (P)—2002-03  
Ashford, Tucker (INF)—1984  
Austin, Jeff (P)—2001-02  
Aviles, Mike (INF)—2008-11

### B (103)

Bailey, Cory (P)—2001-02  
Bailey, Homer (P)—2019  
Bako, Paul (C)—2006  
Balboni, Steve (INF)—1984-88  
Bale, John (P)—2007-09  
Baller, Jay (P)—1990  
Bankhead, Scott (P)—1986  
Bannister, Brian (P)—2007-10  
Bannister, Floyd (P)—1988-89  
Barber, Brian (P)—1998-99  
Barlow, Scott (P)—2018-22  
Barnes, Jacob (P)—2019  
Barranca, Germán (INF)—1979-80  
Bass, Randy (INF)—1978  
Batista, Miguel (P)—2000  
Bautista, Denny (P)—2004-06  
Bautista, José (INF)—2004  
Bayliss, Jonah (P)—2005  
Beckwith, Joe (P)—1984-85  
Belcher, Tim (P)—1996-98  
Belinda, Stan (P)—1993-94  
Bell, Jay (INF)—1997  
Bell, Terry (C)—1986

Beltrán, Carlos (OF)—1998-2004  
Benintendi, Andrew (OF)—2021-22  
Beniquez, Juan (OF/INF)—1987  
Benitez, Yamil (OF)—1997  
Benzinger, Todd (INF)—1991  
Berenguer, Juan (P)—1981, 1992  
Berger, Brandon (OF)—2001-04  
Bernero, Adam (P)—2006  
Berroa, Angel (INF)—2001-07  
Berry, Sean (INF)—1990-91  
Betancourt, Y. (INF)—2009-10, 2012  
Betemit, Wilson (INF)—2010-11  
Bevacqua, Kurt (INF)—1973-74  
Bevil, Brian (P)—1996-98  
Biancalana, Buddy (INF)—1982-87  
Bird, Doug (P)—1973-78  
Black, Buddy (P)—1982-88  
Blanco, Andrés (INF)—2004-06  
Blanco, Dairon (OF)—2022  
Blanco, Gregor (OF)—2010  
Blanton, Joe (P)—2015  
Blewett, Scott (P)—2020-21  
Bloomquist, Willie (OF/INF)—2009-10  
Blue, Vida (P)—1982-83  
Bluma, Jaime (P)—1996  
Bochtler, Doug (P)—2000  
Boddicker, Mike (P)—1991-92  
Bolaños, Ronald (P)—2020-22  
Bones, Ricky (P)—1997-98  
Bonifacio, Emilio (INF/OF)—2013  
Bonifacio, Jorge (OF)—2017-19  
Booker, Chris (P)—2006  
Boone, Bob (C)—1989-90  
Borders, Pat (C)—1995  
Bosley, Thad (OF)—1987-88  
Botelho, Derek (P)—1982  
Bottalico, Ricky (P)—2000  
Bourgeois, Jason (OF)—2012  
Boxberger, Brad (P)—2019  
Boyer, Blaine (P)—2018  
Braun, Ryan (P)—2006-07  
Braun, Steve (OF/INF)—1978-80  
Brazell, Craig (1B)—2007  
Brentz, Jake (P)—2021-22  
Brett, George (INF)—1973-93  
Brett, Ken (P)—1980-81  
Brewer, Billy (P)—1993-95  
Brewer, Mike (OF)—1986  
Briles, Nelson (P)—1974-75  
Brito, Juan (C)—2002  
Brooks, Aaron (P)—2014-15  
Brooks, Hubie (OF)—1993-94  
Brown, Adrian (OF)—2004  
Brown, Dee (OF)—1998-04  
Brown, Emil (OF)—2005-07  
Browning, Tom (P)—1995  
Broxton, Jonathan (P)—2012  
Bruno, Tom (P)—1976  
Bubic, Kris (P)—2020-22  
Buchanan, Bob (P)—1989  
Buchter, Ryan (P)—2017  
Buck, John (C)—2004-09  
Buckner, Bill (INF/DH)—1988-89

Buckner, Billy (P)—2007  
Bueno, Francisley (P)—2012-14  
Bukvich, Ryan (P)—2002-04  
Bullington, Bryan (P)—2010  
Bunch, Melvin (P)—1995  
Bunker, Wally (P)—1969-71  
Burgmeier, Tom (P)—1969-73  
Burgos, Ambiorix (P)—2005-06  
Burgos, Enrique (P)—1993  
Burkhart, Morgan (INF)—2003  
Burns, Billy (OF)—2016-17  
Busby, Steve (P)—1972-80  
Butera, Drew (C)—2015-18  
Butler, Bill (P)—1969-71  
Butler, Billy (INF/DH)—2007-14  
Byrd, Paul (P)—2001-02  
Byrdak, Tim (P)—1998-2000

### C (74)

Cabrera, Melky (OF)—2011, 2017  
Caceres, Edgar (INF)—1995  
Cadaret, Greg (P)—1993  
Cahill, Trevor (P)—2017  
Cain, Lorenzo (OF)—2011-17  
Calixte, Orlando (INF)—2015  
Callaspo, Alberto (INF)—2008-10  
Camp, Shawn (P)—2004-05  
Campanis, Jimmy (C)—1969-70  
Campbell, Jim (P)—1990  
Capra, Nick (OF)—1988  
Cardenal, José (OF)—1980  
Carrasco, D.J. (P)—2003-05  
Carrasco, Héctor (P)—1997  
Carroll, Jamey (INF)—2013  
Carter, Lance (P)—1999  
Caruso, Mike (INF)—2002  
Casian, Larry (P)—1997  
Castillo, Alberto (C)—2004-05  
Castillo, Manny (INF)—1980  
Castillo, Max (P)—2022  
Castro, Bill (P)—1982-83  
Cepeda, Orlando (INF)—1974  
Cerdeira, Jaime (P)—2004-05  
Chalk, Dave (INF)—1980-81  
Chamberlain, Craig (P)—1979-80  
Chamberlain, Joba (P)—2015  
Chávez, Endy (OF)—2001  
Chavez, Jesse (P)—2010-11  
Chen, Bruce (P)—2009-14  
Christenson, Gary (P)—1979-80  
Ciriaco, Pedro (INF)—2013-14  
Cisco, Galen (P)—1969  
Clark, David (OF)—1991  
Clark, Terry (P)—1996  
Clarke, Stan (P)—1989  
Clarke, Taylor (P)—2022  
Clemons, Lance (P)—1971  
Codirollo, Chris (P)—1990  
Cogan, Tony (P)—2001  
Colborn, Jim (P)—1977-78  
Cole, Stu (INF)—1991  
Coleman, Casey (P)—2014  
Coleman, Dusty (INF)—2015

## ALL-TIME ALPHABETICAL ROSTER (CONT.)

Coleman, Dylan (P)—2021-22  
Coleman, Louis (P)—2011-15  
Coleman, Vince (OF)—1994-95  
Collins, Tim (P)—2011-14  
Colón, Christian (INF)—2014-17  
Colón, Roman (P)—2009-10, 2012  
Concepción, Onix (INF)—1980-85  
Cone, David (P)—1986, 1993-94  
Conine, Jeff (INF)—1990, 1992, 1998  
Converse, Jim (P)—1995, 1997  
Cookson, Brent (OF)—1995  
Cooper, Scott (INF)—1997  
Corbin, Archie (P)—1991  
Cordero, Franchy (OF)—2020  
Cortez, Fernando (INF)—2007  
Costa, Shane (OF)—2005-07  
Cowens, Al (OF)—1974-79  
Cram, Jerry (P)—1969, 1976  
Crawford, Steve (P)—1989-91  
Creel, Keith (P)—1982-83  
Cripe, Dave (INF)—1978  
Crisp, Coco (OF)—2009  
Cromartie, Warren (INF)—1991  
Crow, Aaron (P)—2011-14  
Cruz, Juan (P)—2009-10  
Cruz, Todd (INF)—1979  
Cruz, Tony (C)—2016  
Cuas, Jose (P)—2022  
Cueto, Johnny (P)—2015  
Cuthbert, Cheslor (INF)—2015-19

### D (45)

D'Amico, Jeff (P)—2000  
Dal Canton, Bruce (P)—1971-75  
Damon, Johnny (OF)—1995-2000  
Davies, Kyle (P)—2007-11  
Davis, Butch (OF)—1983-84  
Davis, Chili (DH)—1997  
Davis, John (P)—1987  
Davis, Mark (P)—1990-92  
Davis, Storm (P)—1990-91  
Davis, Tommy (OF)—1976  
Davis, Wade (P)—2013-16, 2021  
Dawkins, Gookie (INF)—2003  
De La Rosa, Jorge (P)—2006-07  
De los Santos, Luis (INF)—1988-89  
DeHart, Rick (P)—2003  
DeJesus, David (OF)—2003-10  
DeJesus, Jose (P)—1988-89, 1994  
DeLaMaza, Roland (P)—1997  
Delgado, Wilson (INF)—2000-01  
Demaria, Chris (P)—2005  
Dent, Bucky (INF)—1984  
Dessens, Elmer (P)—2006  
Detherage, Bob (OF)—1980  
Diáz, José (P)—2006  
Diaz, Matt (OF)—2005  
Diekman, Jake (P)—2019  
DiFelice, Mike (C)—2003  
DiNardo, Lenny (P)—2009  
Dini, Nick (C)—2019  
DiPino, Frank (P)—1993  
Dohmann, Scott (P)—2006

Dotel, Octavio (P)—2007  
Dotson, Richard (P)—1990  
Downs, Scott (P)—2014  
Dozier, H. (INF/OF)—2016, 2018-22  
Drabowsky, Moe (P)—1969-70  
Drago, Dick (P)—1969-73  
Duckworth, Brandon (P)—2006-08  
Duda, Lucas (1B)—2018-19  
Duffy, Danny (P)—2011-21  
Dunwoody, Todd (OF)—2000  
Durbin, Chad (P)—1999-02  
Dwyer, Chris (P)—2013  
Dye, Jermaine (OF)—1997-2001  
Dyson, Jarrod (OF)—2010-16, 2021

### E (11)

Eastwick, Rawly (P)—1980  
Eaton, Craig (P)—1979  
Eaton, Nate (OF)—2022  
Eibner, Brett (OF)—2016  
Eisenreich, Jim (OF)—1987-92  
Elarton, Scott (P)—2006-07  
Ellis, Chris (P)—2019  
Encarnación, Luis (P)—1990  
Escobar, Alcides (INF)—2011-18  
Ehterton, Seth (P)—2006  
Evans, Bart (P)—1998

### F (31)

Fabregas, Jorge (C)—2000  
Falou, Irving (INF)—2012-13  
Farnsworth, Kyle (P)—2009-10  
Farr, Steve (P)—1985-90  
Farrell, Luke (P)—2017  
Fasano, Sal (C)—1996-99, 2001  
Febles, Carlos (INF)—1998-03  
Feliz, Neftalí (P)—2017  
Fermin, Freddy (C)—2022  
Ferreira, Tony (P)—1985  
Field, Nate (P)—2002-05  
Fields, Josh (INF)—2010  
Fillmyer, Heath (P)—2018-19  
Filson, Pete (P)—1990  
Finnegan, Brandon (P)—2014-15  
Fiore, Mike (INF)—1969-70  
Fitzmorris, Al (P)—1969-76  
Fleming, Dave (P)—1995  
Floyd, Bob (INF)—1970-74  
Flynn, Brian (P)—2016-19  
Foucault, Steve (P)—1978  
Foy, Joe (INF)—1969  
Francis, Jeff (P)—2011  
Franco, Maikel (INF)—2020  
Francoeur, Jeff (OF)—2011-13  
Frasor, Jason (P)—2014-15  
Freel, Ryan (OF/INF)—2009  
Frost, Dave (P)—1982  
Fuentes, Rey (OF)—2016  
Fulchino, Jeff (P)—2008  
Fussell, Chris (P)—1999-2000

### G (57)

Gaetti, Gary (INF)—1993-95

Gagne, Greg (INF)—1993-95  
Gale, Rich (P)—1978-81  
Gallagher, Cam (C)—2017-22  
Garber, Gene (P)—1973-74, 1987-88  
Garcia, Dan (OF)—1981  
Garcia, Maikel (INF)—2022  
Garcia, Onelki (P)—2017  
Gardner, Mark (P)—1993  
Gardner, Wes (P)—2019  
Garrett, Amir (P)—2022  
Gathright, Joey (OF)—2006-08  
Gaudet, Jim (C)—1978-79  
Giambro, Sam (P)—2017  
Gee, Dillon (P)—2016  
George, Chris (P)—2001-04  
Germán, Esteban (INF)—2006-08  
Gerónimo, César (OF)—1981-83  
Gettis, Byron (OF)—2004  
Getz, Chris (INF)—2010-13  
Giambi, Jeremy (OF)—1998-99  
Giavotella, Johnny (INF)—2011-14  
Gibson, Kirk (OF)—1991  
Gilfillan, Jason (P)—2003  
Gleaton, Jerry Don (P)—1987-89  
Gload, Ross (INF/OF)—2007-08  
Gobble, Jimmy (P)—2003-08  
Goins, Ryan (INF)—2018  
Gomes, Jonny (OF)—2015  
Gómez, Alexis (OF)—2002, 2004  
González, Fernando (INF)—1974  
González, Juan (OF)—2004  
Goodwin, Brian (OF)—2018  
Goodwin, Tom (OF)—1994-97  
Gordon, Alex (INF/OF)—2007-20  
Gordon, Tom (P)—1988-95  
Gore, Terrance (OF)—2014-17, 2019  
Gotay, Ruben (INF)—2004-05  
Graffanino, Tony (INF)—2004-06  
Granger, Jeff (P)—1993-94, 1996  
Greinke, Zack (P)—2004-10, 2022  
Griffin, Foster (P)—2020, 2022  
Grimm, Justin (P)—2018  
Grimsley, Jason (P)—2001-04  
Grote, Jerry (C)—1981  
Grotewold, Jeff (C)—1995  
Grudzielanek, Mark (INF)—2006-08  
Gubicza, Mark (P)—1984-96  
Guerrero, Wilton (INF)—2004  
Guiel, Aaron (OF)—2002-06  
Guillén, José (OF)—2008-10  
Gumpert, Dave (P)—1987  
Gura, Larry (P)—1976-85  
Guthrie, Jeremy (P)—2012-15  
Gutierrez, J.C. (P)—2013  
Gutierrez, Kelvin (INF)—2019-21  
Gwynn, Chris (OF)—1992-93

### H (68)

Habyan, John (P)—1993  
Hahn, Jesse (P)—2019-21  
Hall, Tom (P)—1976-77  
Halter, Shane (INF)—1997-98  
Hamelin, Bob (INF)—1993-96

## ALL-TIME ALPHABETICAL ROSTER (CONT.)

Hamilton, Billy (OF)—2019  
Hammaker, AtLee (P)—1981  
Hammel, Jason (P)—2017-18  
Hammond, Steve (OF)—1982  
Haney, Chris (P)—1992-98  
Hansen, Jed (INF)—1997-99  
Hansen, Ron (INF)—1972  
Hargesheimer, Al (P)—1986  
Harris, Bill (INF)—1969  
Harrison, Chuck (INF)—1969, 1971  
Harvey, Ken (INF)—2001, 2003-05  
Harvey, Matt (P)—2020  
Hassler, Andy (P)—1976-78  
Hatcher, Chris (OF)—1998  
Hayes, Brett (C)—2013-14  
Healy, Fran (C)—1969, 1973-76  
Hearn, Ed (C)—1987-88  
Heasley, Jonathan (P)—2021-22  
Heath, Kelly (INF)—1982  
Heath, Nick (OF)—2020  
Heaton, Neal (P)—1992  
Hedlund, Mike (P)—1969-72  
Hegman, Bob (INF)—1985  
Heise, Bob (INF)—1977  
Henderson, Dave (OF)—1994  
Hendriks, Liam (P)—2014  
Henry, Doug (P)—2001  
Hernández, Carlos (P)—2020-22  
Hernández, Jack (INF)—1969-70  
Hernández, Luis (INF)—2009  
Hernández, Óscar (C)—2020  
Hernández, Roberto (P)—2001-02  
Hernández, R. (P)—2002-03, 2005-06  
Herrera, Kelvin (P)—2011-18  
Herrera, Rosell (OF)—2018  
Hiatt, Phil (INF)—1993, 1995  
Hicklen, Brewer (OF)—2022  
Hill, Jeremy (P)—2002-03  
Hill, Tim (P)—2018-19  
Hinch, A. J. (C)—2001-02  
Hochevar, Luke (P)—2007-13, 2015-16  
Hocking, Denny (INF)—2005  
Hoerner, Joe (P)—1973-74  
Holbert, Ray (INF)—1999-2000  
Holland, Greg (P)—2010-15, 2020-21  
Hood, Don (P)—1982-83  
Hopkins, Gail (INF)—1971-73  
Hosmer, Eric (INF)—2011-17  
Hottovy, Tommy (P)—2012  
Hovley, Steve (OF)—1972-73  
Howard, David (INF)—1991-97  
Howell, J. P. (P)—2005  
Hrabosky, Al (P)—1978-79  
Hubbard, Trenidad (OF)—2001  
Huber, Justin (1B)—2006-07  
Hudson, Luke (P)—2006-07  
Hughes, Dusty (P)—2009-10  
Huisman, Justin (P)—2004  
Huisman, Rick (P)—1995-96  
Huisman, Mark (P)—1983-86  
Hulett, Tug (INF)—2009  
Humber, Phil (P)—2010  
Hurdle, Clint (OF)—1977-81

### I (5)

Ibañez, Raúl (OF/INF)—2001-03, 2014  
Infante, Omar (INF)—2014-16  
Iorg, Dane (OF/INF)—1984-85  
Ireland, Tim (INF)—1981-82  
Isbel, Kyle (OF)—2021-22

### J (29)

Jackson, Bo (OF)—1986-90  
Jackson, Damian (INF)—2004  
Jackson, Danny (P)—1983-87  
Jackson, Grant (P)—1982  
Jackson, Mike (P)—1972-73  
Jacobs, Mike (INF)—2009  
Jacome, Jason (P)—1995-97  
James, Chris (OF)—1995  
Jay, Jon (OF)—2018  
Jefferies, Gregg (INF)—1992  
Jeffress, Jeremy (P)—2011-12  
Jeltz, Steve (INF)—1990  
Jensen, Ryan (P)—2005  
Johnson, Bob (P)—1970  
Johnson, Brian (C)—2000  
Johnson, Elliot (INF)—2013  
Johnson, Ron (INF)—1982-83  
Johnson, Rondin (INF)—1986  
Johnson, Rontrez (OF)—2003  
Johnston, Joel (P)—1991-92  
Jones, Lynn (OF)—1984-86  
Jones, Mike (P)—1980-81, 1984-85  
Jones, Ross (INF)—1987  
Jones, Ruppert (OF)—1976  
Jones, Steve (P)—1969  
José, Félix (OF)—1993-95  
Joseph, Donnie (P)—2013-14  
Joyner, Wally (INF)—1992-95  
Junis, Jakob (P)—2017-21

### K (23)

Ka'aihue, Kila (INF)—2008, 2010-11  
Karns, Nate (P)—2017  
Keatley, Greg (C)—1981  
Keller, Brad (P)—2018-22  
Kelly, Pat (OF)—1969-70  
Kendall, Jason (C)—2010  
Kennedy, Ian (P)—2016-20  
Keough, Joe (OF)—1969-72  
Keppel, Bobby (P)—2006  
Keppinger, Jeff (INF)—2006  
Killebrew, Harmon (INF)—1975  
King, Jeff (INF)—1997-99  
Kingerly, Mike (OF)—1986  
Kinney, Matt (P)—2004  
Kirkpatrick, Ed (OF/C)—1969-73  
Knoblauch, Chuck (OF)—2002  
Knoop, Bobby (INF)—1971-72  
Koslofski, Kevin (OF)—1992-94  
Kottaras, George (C)—2013  
Kowar, Jackson (P)—2021-22  
Kratz, Erik (C)—2014-15  
Kreuter, Chad (C)—1999  
Kusnyer, Art (C)—1978

### L (39)

LaCock, Pete (INF)—1977-80  
LaCoss, Mike (P)—1985  
Lahoud, Joe (OF)—1977-78  
Lance, Gary (P)—1977  
Larkin, Andy (P)—2000  
LaRue, Jason (C)—2007  
Law, Rudy (OF)—1986  
Linton, Brett (P)—2000  
Leach, Terry (P)—1989  
Lee, Mark (P)—1988  
Leeper, Dave (OF)—1984-85  
Leibrandt, Charlie (P)—1984-89  
Leius, Scott (INF)—1998-99  
Lennon, Patrick (OF)—1996  
Leonard, Dennis (P)—1974-86  
Lerew, Anthony (P)—2009-10  
Leskanic, Curtis (P)—2003-04  
Levine, Al (P)—2003  
Lima, José (P)—2003, 2005  
Lind, José (INF)—1993-95  
Linton, Doug (P)—1995-96  
Liriano, Nelson (INF)—1991  
Littell, Mark (P)—1973, 1975-77  
Lively, Ben (P)—2018-19  
Lloyd, Graeme (P)—2003  
Lockhart, Keith (INF)—1995-96  
Long, Ryan (OF)—1997  
Long, Terrence (OF)—2005  
López, Albie (P)—2003  
López, Aurelio (P)—1974  
López, Jorge (P)—2018-20  
López, Mendy (INF)—1998-99, 2003-04  
Lopez, Nicky (INF)—2019-22  
Lough, David (OF)—2012-13  
Lovelady, Richard (P)—2019-21  
Lowe, Sean (P)—2003  
Lowery, Devon (P)—2008  
Luecken, Rick (P)—1989  
Lynch, Daniel (P)—2021-22

### M (104)

MacDougal, Mike (P)—2001-06  
Macfarlane, Mike (C)—1987-94, 1996-98  
Machado, Andrés (P)—2017  
Mack, Shane (OF)—1998  
Madison, Scotti (C/INF)—1987-88  
Madson, Ryan (P)—2015  
Magnante, Mike (P)—1991-96  
Mahay, Ron (P)—2008-09  
Maier, Mitch (OF)—2006, 2008-12  
Maldonado, Carlos (P)—1990-91  
Maldonado, Martín (C)—2019  
Maness, Seth (P)—2017  
Marist, Michael (P)—2014-15  
Marks, Justin (P)—2014  
Marrero, Eli (OF)—2005  
Marshall, Keith (OF)—1973  
Marte, Victor (P)—2009-10  
Martin, Jerry (OF)—1982-83  
Martin, Renie (P)—1979-81  
Martinez, Buck (C)—1969-71, 1973-77  
Martinez, Carmelo (INF)—1991

## ALL-TIME ALPHABETICAL ROSTER (CONT.)

Martínez, Félix (INF)—1997-99  
Martz, Gary (OF)—1975  
Massey, Michael (INF)—2022  
Matchick, Tommy (INF)—1970  
Mateo, Ruben (OF)—2004  
Mathews, Terry (P)—1999  
Matos, Julius (INF)—2003  
Mauer, Brandon (P)—2017-18  
Maxwell, Justin (OF)—2013-14  
May, Darrell (P)—2002-04  
May, Jerry (C)—1971-73  
May, Lee (INF)—1981-82  
May, Lucas (C)—2010  
Mayberry, John (INF)—1972-77  
Mayne, Brent (C)—1990-95, 2001-03  
Mays, Joe (P)—2006  
Mazzaro, Vin (P)—2011-12  
McBroom, Ryan (INF/OF)—2019-21  
McCarthy, Kevin (P)—2016-20  
McCarty, Dave (INF)—2000-02  
McClure, Bob (P)—1975-76  
McCormick, Mike (P)—1971  
McDaniel, Lindy (P)—1974-75  
McDill, Allen (P)—1997-98  
McDonald, Donzell (OF)—2002  
McEwing, Joe (INF)—2005  
McGaffigan, Andy (P)—1990-91  
McGilberry, Randy (P)—1977-78  
McGinnis, Russ (C)—1995  
McRae, Brian (OF)—1990-94  
McRae, Hal (OF/DH)—1973-87  
McReynolds, Kevin (OF)—1992-93  
McWilliams, Larry (P)—1989-90  
Meacham, Rusty (P)—1992-95  
Meadows, Brian (P)—2000-01  
Meche, Gil (P)—2007-10  
Medlen, Kris (P)—2015-16  
Mejia, Erick (INF/OF)—2019-20  
Melendez, MJ (C/OF)—2022  
Melvin, Bob (C)—1992  
Mendoza, Luis (P)—2010-13  
Mengden, Daniel (P)—2022  
Mercedes, Henry (C)—1995-96  
Merrifield, Whit (INF/OF)—2016-22  
Mientkiewicz, Doug (INF)—2006  
Mijares, José (P)—2012  
Milacki, Bob (P)—1994  
Miller, Jai (OF)—2010  
Miller, Keith (INF)—1992-95  
Mills, Alec (P)—2016  
Mills, Wyatt (P)—2022  
Mingori, Steve (P)—1973-79  
Minor, Mike (P)—2017, 2021  
Misiewicz, Anthony (P)—2022  
Moeller, Dennis (P)—1992  
Mondesi, Adalberto (INF)—2016-22  
Monteagudo, Aurelio (P)—1970  
Montgomery, Jeff (P)—1988-99  
Montgomery, Mike (P)—2019-20  
Montgomery, Monty (P)—1971-72  
Moore, Adam (C)—2012-13  
Moore, Bobby (OF)—1991  
Morales, Franklin (P)—2015

Morales, Kendrys (INF/DH)—2015-16  
Morehead, Dave (P)—1969-70  
Moreno, Omar (OF)—1985  
Moreno, Orber (P)—1999  
Morin, Mike (P)—2017  
Morman, Alvin (P)—1999  
Morman, Russ (OF)—1990-91  
Morris, Hal (OF)—1998  
Moss, Brandon (INF/DH)—2017  
Mota, José (INF)—1995  
Motley, Darryl (OF)—1981, 1983-86  
Moustakas, Mike (INF)—2011-18  
Moylan, Peter (P)—2016-17  
Mullen, Scott (P)—2000-03  
Mulliniks, Rance (INF)—1980-81  
Murphy, Donnie (INF)—2004-05  
Murphy, Tom (P)—1972  
Murray, Dan (P)—1999-2000  
Musser, Neal (P)—2007-08  
Myers, Roderick (OF)—1996-97

### N (15)

Nava, Daniel (OF)—2016  
Navarro, Yamaico (INF)—2011  
Nelson, Dave (INF)—1976-77  
Nelson, Joe (P)—2006  
Nelson, Roger (P)—1969-72, 1976  
Nettles, Jim (INF)—1979  
Newberry, Jake (P)—2018-21  
Newman, Josh (P)—2008  
Nix, Jayson (INF)—2014  
Nomo, Hideo (P)—2008  
Norman, Les (OF)—1995-96  
Northey, Scott (OF/INF)—1969  
Núñez, Abraham (OF)—2004  
Núñez, Leo (P)—2005-08  
Nunnally, Jon (OF)—1995-97

### O (20)

Oaks, Trevor (P)—2018  
Obermueller, Wes (P)—2002  
Odorizzi, Jake (P)—2012  
Offerman, Jose (INF)—1996-98  
O'Hearn, Ryan (INF)—2018-22  
Olivares, Edward (OF)—2020-22  
Oliver, Bob (OF/INF)—1969-72  
Olivo, Miguel (C)—2008-09  
Olson, Gregg (P)—1995, 1997  
O'Riley, Don (P)—1969-70  
Ordaz, Luis (INF)—2000-02  
Orlando, Paulo (OF)—2015-18  
Orta, Jorge (OF)—1984-87  
Ortenzio, Frank (INF)—1973  
Ortiz, Héctor (C)—1998, 2000-01  
O'Sullivan, Sean (P)—2010-11  
Otis, Amos (OF)—1970-83  
Owen, Dave (INF)—1988  
Owen, Larry (C)—1987-88  
Owings, Chris (INF/OF)—2019

### P (60)

Paepke, Dennis (C)—1969, 1971-72, 1974  
Palacios, Rey (C)—1988-90

Palmer, Dean (INF)—1997-98  
Paquette, Craig (INF)—1996-97  
Paredes, Jimmy (OF)—2014  
Parrish, John (P)—2010  
Paschall, Bill (P)—1978-79, 1981  
Pasquantino, Vinnie (INF)—2022  
Pastornicky, Cliff (INF)—1983  
Patek, Fred (INF)—1971-79  
Patterson, Jarrod (INF)—2003  
Pattin, Marty (P)—1974-80  
Paulino, Felipe (P)—2011-12  
Payamps, Joel (P)—2021-22  
Peacock, Matt (P)—2022  
Pecota, Bill (INF)—1986-91  
Pedre, George (C)—1991  
Peguero, Carlos (OF)—2014  
Pellow, Kit (INF)—2002  
Peña, Brayán (C)—2009-12  
Peña, Carlos (INF)—2013  
Peña, Francisco (C)—2014-15  
Peña Jr., Tony (INF)—2007-09  
Pendleton, Terry (INF)—1998  
Peralta, Joel (P)—2006-08  
Peralta, Wily (P)—2018-19  
Pérez, Méldio (P)—1987  
Pérez, Mike (P)—1997  
Pérez, Nefti (INF)—2001-02  
Pérez, Odalis (P)—2006-07  
Perez, Salvador (C)—2011-18, 2020-22  
Perry, Chan (INF)—2002  
Perry, Gaylord (P)—1983  
Perry, Gerald (INF/DH)—1990  
Phelps, Ken (INF)—1980-81  
Phillips, Brett (OF)—2018-20  
Phillips, Paul (C)—2004-07  
Pichardo, Hipólito (P)—1992-98  
Pickering, Calvin (INF)—2004-05  
Pierce, Ed (P)—1992  
Piña, Manuel (C)—2011-12  
Piniella, Lou (OF)—1969-73  
Pino, Yohan (P)—2015  
Pinson, Vada (OF)—1974-75  
Pisciotta, Marc (P)—1999  
Pittsley, Jim (P)—1995, 1997-99  
Podsednik, Scott (OF)—2010  
Ponson, Sidney (P)—2009  
Poquette, T. (OF)—1973, 1976-79, 1982  
Porter, Darrell (C)—1977-80  
Pose, Scott (OF)—1999-2000  
Pounders, Brooks (P)—2016  
Power, Ted (P)—1988  
Pratto, Nick (INF)—2022  
Prince, Tom (C)—2003  
Pryor, Greg (INF)—1982-86  
Pugh, Tim (P)—1996  
Puhl, Terry (OF)—1991  
Pujols, Luis (C)—1984  
Pulliam, Harvey (OF)—1991-93

### Q (4)

Quinn, Mark (OF)—1999-2002  
Quintero, Humberto (C)—2012  
Quirk, J. (C)—1975-76, 1978-82, 1985-88

## ALL-TIME ALPHABETICAL ROSTER (CONT.)

Quisenberry, Dan (P)—1979-88

### R (49)

Rakers, Jason (P)—2000  
Ramírez, Horacio (P)—2008-09  
Ramírez, Ramón (P)—2008  
Randa, Joe (INF)—1995-96, 1999-2004  
Rapp, Pat (P)—1998  
Rasmussen, Dennis (P)—1992-93, 1995  
Rasmussen, Eric (P)—1983  
Ray, Ken (P)—1999  
Raziano, Barry (P)—1973  
Reboulet, Jeff (INF)—2000  
Redman, Mark (P)—2006  
Reed, Rick (P)—1992-93  
Reichardt, Rick (OF)—1973-74  
Reichert, Dan (P)—1999-2002  
Rekar, Bryan (P)—2002  
Relaford, Desi (INF)—2003-04  
Renko, Steve (P)—1983  
Reyes, Denny (P)—2004  
Reynolds, Matt (INF)—2020  
Rico, Fred (OF)—1969  
Rigby, Brad (P)—1999-2000  
Rios, Alex (OF)—2015  
Rios, Danny (P)—1998  
Rios, Juan (INF)—1969  
Riske, David (P)—2007  
Rivera, Bombo (P)—1982  
Rivera, Emmanuel (INF)—2021-22  
Rivera, Luis (INF)—1998  
Rivero, Sebastian (C)—2021-22  
Roberts, Bip (INF)—1996-97  
Roberts, Leon (OF)—1983-84  
Robinson, Clint (INF)—2012  
Robinson, Ken (P)—1996  
Robinson, Kerry (OF)—2006  
Rodríguez, Ed (P)—1979  
Rodríguez, Ellie (C)—1969-70  
Rodríguez, Wilking (P)—2014  
Rojas, Cookie (INF)—1970-77  
Romero, Enny (P)—2018  
Rooker, Jim (P)—1969-72  
Rooker, Brent (OF)—2022  
Rosa, Carlos (P)—2008-09  
Rosado, José (P)—1996-2000  
Rosario, Randy (P)—2019-20  
Rosenthal, Trevor (P)—2020  
Rossy, Rico (INF)—1992-93  
Rupe, Josh (P)—2010  
Rusch, Glendon (P)—1997-99  
Ryal, Mark (OF)—1982

### S (92)

Saberhagen, Bret (P)—1984-91  
Sadecki, Ray (P)—1975-76  
Sadler, Donnie (OF/INF)—2001-02  
Salazar, Angel (INF)—1986-87  
Sampen, Bill (P)—1992-93  
Samuel, Juan (INF)—1992, 1995  
Sánchez, Angel (INF)—2006  
Sánchez, Israel (P)—1988, 1990  
Sanchez, Jonathan (P)—2012

Sánchez, Orlando (C)—1984  
Sánchez, Rey (SS)—1999-01  
Sanders, Ken (P)—1976  
Sanders, Reggie (OF)—2006-07  
Santana, Carlos (INF)—2021-22  
Santana, Ervin (P)—2013, 2021  
Santiago, Benito (C)—2004  
Santiago, José (P)—1997-01  
Santovenia, Nelson (C)—1993  
Sauveur, Rich (P)—1992  
Savage, Ted (OF)—1971  
Scanlan, Bob (P)—1996  
Scarson, Steve (INF)—1999  
Schaal, Paul (INF)—1969-74  
Schattinger, Jeff (P)—1981  
Schatzeder, Dan (P)—1991  
Scheinblum, Richie (OF)—1972, 1974  
Schulz, Jeff (OF)—1989-90  
Schwindel, Frank (1B)—2019  
Scott, George (INF)—1979  
Scott, Rodney (INF)—1975  
Scranton, Jim (INF)—1984-85  
Seanez, Rudy (P)—2004  
Sedlacek, Shawn (P)—2002  
Seitzer, Kevin (INF/OF)—1986-91  
Serrano, Jimmy (P)—2004  
Service, Scott (P)—1997-99  
Severson, Rich (INF)—1970-71  
Shealy, Ryan (OF)—2006-08  
Sheridan, Pat (OF)—1981-85  
Shields, James (P)—2013-14  
Shields, Steve (P)—1986  
Shifflett, Steve (P)—1992  
Shirley, Bob (P)—1987  
Shouse, Brian (P)—2002  
Shumpert, Terry (INF)—1990-94  
Silverio, Luis (OF)—1978  
Simpson, Joe (OF)—1983  
Simpson, Wayne (P)—1973  
Singer, Brady (P)—2020-22  
Sisco, Andrew (P)—2005-06  
Skoglund, Eric (P)—2017-18  
Slaughter, Don (C)—1982-84  
Smith, Burch (P)—2018  
Smith, Daryl (P)—1990  
Smith, Jason (INF)—2007-08  
Smith, Lonnie (OF)—1985-87  
Smith, Will (P)—2012-13  
Snider, Collin (P)—2022  
Snyder, Kyle (P)—2003, 2005-06  
Solaita, Tony (INF)—1974-76  
Soler, Jorge (OF)—2017-21  
Soria, Joakim (P)—2007-11, 2016-17  
Sorrell, Bill (INF)—1970  
Sparkman, Glenn (P)—2018-20  
Spehr, Tim (C)—1991, 1997-99  
Speier, Gabe (P)—2019-22  
Splittorff, Paul (P)—1970-84  
Spoljaric, Paul (P)—2000  
Spradlin, Jerry (P)—2000  
Spriggs, George (OF)—1969-70  
Stairs, Matt (OF)—2004-06  
Standridge, Jason (P)—2007

Staring, Bubba (OF)—2019-20  
Stamont, Josh (P)—2019-22  
Stein, Blake (P)—1999-2002  
Stemle, Steve (P)—2005-06  
Stewart, Andy (C)—1997  
Stillwell, Kurt (INF)—1988-91  
Stinnett, Kelly (C)—2004  
Stinson, Bob (C)—1975-76  
Stoddard, Bob (P)—1987  
Stottlemire, Jr., Mel (P)—1990  
Stout, Eric (P)—2018  
Strahm, Matt (P)—2016-17  
Stynes, Chris (INF)—1995-96  
Sullivan, Scott (P)—2004  
Sundberg, Jim (C)—1985-86  
Suptan, Jeff (P)—1998-2002  
Sutton, Larry (INF)—1997-99  
Suzuki, Mac (P)—1999-02  
Swazak, Anthony (P)—2021  
Sweeney, Mike (C/INF)—1995-2007

### T (29)

Tabler, Pat (OF)—1988-90  
Tapia, Domingo (P)—2021  
Tartabull, Danny (OF)—1987-91  
Taylor, Bob (C)—1969-70  
Taylor, Carl (OF)—1971-73  
Taylor, Dwight (OF)—1986  
Taylor, Michael A. (OF)—2021-22  
Teaford, Everett (P)—2011-13  
Teahen, Mark (OF/INF)—2005-09  
Tejada, Miguel (INF)—2013  
Tejada, Robinson (P)—2008-11  
Terrell, Jerry (INF)—1978-80  
Texeira, Kanekoa (P)—2010-11  
Thompson, Brad (P)—2010  
Thompson, Rich (OF)—2004  
Thomson, John (P)—2007  
Throop, George (P)—1975, 1977-79  
Thurman, Gary (OF)—1987-92  
Tomko, Brett (P)—2008  
Tonis, Mike (C)—2004  
Torres, Dilson (P)—1995  
Torres, Ramón (INF)—2017-18  
Torres, Rusty (OF)—1980  
Treanor, Matt (C)—2011  
Tucker, M. (OF)—1995-96, 2002-03  
Tufts, Bob (P)—1982-83  
Tupman, Matt (C)—2008  
Turner, Chris (C)—1998  
Twitty, Jeff (P)—1980

### U (0)

### V (15)

Valdespino, Sandy (OF)—1971  
Valencia, Danny (INF)—2014  
Valera, Julio (P)—1996  
Vargas, Jason (P)—2014-17  
Vásquez, Jorge (P)—2004  
Vasto, Jerry (P)—2018  
Ventura, Yordano (P)—2013-16  
Verdugo, Ryan (P)—2012

## ALL-TIME ALPHABETICAL ROSTER (CONT.)

Veres, Randy (P)—1997  
Villalci, Eduardo (P)—2004  
Viloria, Meibrys (C)—2018-20  
Vitiello, Joe (INF)—1995-99  
Vizcaino, Arodys (P)—2022  
Vólquez, Edinson (P)—2015-16  
Voyles, Brad (P)—2001-03

### W (38)

Waechter, Doug (P)—2009  
Wagner, Héctor (P)—1990-91  
Walker, Jamie (P)—1997-98  
Wallace, Derek (P)—1999  
Walrond, Les (P)—2003  
Wang, Chien-Ming (P)—2016  
Washington, U.L. (INF)—1977-84  
Waters, Drew (OF)—2022  
Wathan, Dusty (C)—2002  
Wathan, John (C/INF)—1976-85  
Weaver, Luke (P)—2022  
Wellemeier, Todd (P)—2006-07  
Wellman, Brad (INF)—1988-89  
Wells, Kip (P)—2008  
Wengert, Don (P)—1999  
Werth, Dennis (C/INF)—1982  
Whisenant, Matt (P)—1997-99  
White, Frank (INF)—1973-90  
White, Rondell (OF)—2003  
Wickersham, Dave (P)—1969  
Wilkerson, Curtis (INF)—1992-93  
Williams, Mike (P)—1997  
Williams, Mitch (P)—1997  
Willingham, Josh (INF)—2014  
Wills, Frank (P)—1983-84  
Wilson, Craig (INF)—1993  
Wilson, Kris (P)—2000-02  
Wilson, Willie (OF)—1976-90  
Winters, Matt (OF)—1989  
Witasick, Jay (P)—1999-2000  
Witt Jr., Bobby (INF)—2022  
Wohlford, Jim (OF)—1972-76  
Wood, Blake (P)—2010-11  
Wood, Mike (P)—2004-06  
Wood, Travis (P)—2017  
Wright, Jamey (P)—2003, 2009  
Wright, Jim (P)—1981-82  
Wright, Ken (P)—1970-73

### X (0)

### Y (6)

Yabuta, Yasuhiko (P)—2008-09  
York, Jim (P)—1970-71  
Young, Chris (P)—2015-17  
Young, Curt (P)—1992  
Young, Ernie (OF)—1998  
Young, Kevin (INF)—1996

### Z (8)

Zachary, Chris (P)—1969  
Zaun, Gregg (C)—2000-01  
Zdeb, Joe (OF)—1977-79  
Zerpa, Angel (P)—2021-22

Zimmer, Kyle (P)—2019-21  
Zobrist, Ben (INF/OF)—2015  
Zuber, Tyler (P)—2020-21  
Zuvella, Paul (INF)—1991

### MANAGERS (20)

Bell, Buddy—2005-07  
Boone, Bob—1995-97  
Ferraro, Mike—1986 (interim)  
Frey, Jim—1980-81  
Gardner, Billy—1987  
Gordon, Joe—1969  
Herzog, Whitey—1975-79  
Hillman, Trey—2008-10  
Howser, Dick—1981-87  
Lemon, Bob—1970-72  
Matheny, Mike—2020-22  
McKeon, Jack—1973-75  
McRae, Hal—1991-94  
Metro, Charlie—1970  
Mizerock, John—2002 (interim)  
Muser, Tony—1997-2002  
Pena, Tony—2002-05  
Schaefer, Bob—1991 (interim), 2005  
Wathan, John—1987-91  
Yost, Ned—2010-19

### COACHES (94)

Barnett, Mike—2006-08  
Bedell, Howie—1984  
Belliard, Rafael—2020  
Blaylock, Gary—1984-87  
Boros, Steve—1975-79, 1993-94  
Boyer, Cloyd—1982-83  
Bradshaw, Terry—2018-22  
Brett, George—2013  
Buchanan, Brian—2017  
Burgmeier, Tom—1991, 1998-2000  
Cadahia, Chino—2012-13  
Carnevale, Dan—1970  
Carter, Larry—2020-22  
Cisco, Galen—1971-79  
Colavito, Rocky—1982-83  
Connors, Billy—1980-81  
Cox, Jeff—1995  
Cumberland, John—2002-04  
Dauer, Rich—1997-2002  
David, Andre—2005-06, 2013  
DeRenne, Keoni—2022  
Dobson, Pat—1991  
Doran, Bill—2005-07  
Dunlop, Harry—1969-75  
Eiland, Dave—2012-17  
Eldred, Cal—2018-22  
Ezell, Glenn—1989-94  
Ferraro, Mike—1984-86  
Foli, Tim—1996  
Foster, Steve—2010-12  
Friend, Owen—1969  
Funk, Frank—1988-90  
Gamboa, Tom—2001-03  
Garrett, Adrian—1988-92  
Gibbons, John—2009-11  
Grifol, Pedro—2013-22  
Hansen, Guy—1991-93, 1996-97, 2005  
Harder, Mel—1969  
Henry, Doug—2013-17  
Hiller, Chuck—1976-79  
Hollins, Damon—2020-22  
Jirschele, Mike—2014-19  
Johnson, Lamar—1999-2002  
Jones, Joe—1987, 1992, 2005  
Jones, Lynn—1991-92  
Kendall, Fred—2006-07  
Kison, Bruce—1992-98  
Kuntz, Rusty—2008-10, 2012-17, 2020-21  
Lau, Charley—1971-78  
Lemon, Bob—1970  
Lum, Mike—1988-89  
Luzinski, Greg—1995-97  
Mabry, John—2020-22  
MacKenzie, Gordy—1980-81  
Maier, Mitch—2018-19  
Martinez, José—1980-87  
Mason, Mike—2004  
Mauch, Gene—1995  
May, Lee—1984-86, 1992-94  
Mayberry, John—1989-90  
McClure, Bob—2006-11  
McRae, Hal—1987  
Mizerock, John—2002-04, 2008-09  
Maloolf, Jack—2013  
Napoleon, Ed—1987-88  
Nipper, Al—2001-02  
Nossek, Joe—1982-83  
Owen, Dave—2008-10  
Page, Mitchell—1995-97  
Peña Jr., Tony—2021  
Pentland, Jeff—2003-05  
Poldberg, Brian—2004-07  
Poquette, Tom—1997-98  
Quirk, Jamie—1994-2001  
Renick, Rick—1981  
Rodriguez, Eddie—2009-13  
Schaefer, Bob—1988-91, 2002-05  
Schaffer, Jim—1980-88  
Schultz, Joe—1970  
Seitzer, Kevin—2009-12  
Silverio, Luis—2003-08  
Sisson, Doug—2011-12  
Strickland, George—1970-72  
Strom, Brent—2000-01  
Sullivan, John—1979  
Sveum, Dale—2014-19  
Tosar, Mike—2022  
Wakamatsu, Don—2014-17  
Wathan, John—1986  
White, Frank—1997-01  
White, Jo Jo—1969  
Wiley, Mark—1999  
Wilson, Vance—2018-22  
Zumwalt, Alec—2022



# ALL-TIME NUMERICAL ROSTER

## 0

Scott, George—1979  
Gore, Terrance—2014-17, 2019  
Heath, Nick—2020

## 1

Foy, Joe—1969  
Alcaraz, Luis—1970  
Rojas, Cookie—1970-77  
Terrell, Jerry—1978-80  
Biancalana, Buddy—1982-87  
Stillwell, Kurt—1988-91  
Roberts, Bip—1996-97  
Sánchez, Rey—1999-2001  
Sadler, Donnie—2001-02  
Ordaz, Luis—2002  
Dawkins, Gookie—2003  
Jackson, Damian—2004  
Guerrero, Wilton—2004  
Blanco, Andrés—2004  
Hocking, Denny—2005  
Gathright, Joey—2006  
Peña, Jr., Tony—2007-09  
Anderson, Josh—2009  
Dyson, Jarrod—2010-16  
Goins, Ryan—2018  
Lopez, Nicky—2019-20  
Dyson, Jarrod—2021  
Melendez, MJ—2022

## 2

Patek, Fred—1971  
Hansen, Ron—1972  
Bevacqua, Kurt—1973-74  
Patek, Fred—1975-79  
Torres, Rusty—1980  
Concepción, Onix—1981-85  
Salazar, Angel—1986-87  
Owen, Dave—1988  
Jeltz, Steve—1990  
Liriano, Nelson—1991  
Melvin, Bob—1992  
Spehr, Tim—1997  
Hansen, Jed—1997-99  
Fabregas, Jorge—2000  
Mayne, Brent—2001-03  
Buck, John—2004-05  
Graffanino, Tony—2006  
Gathright, Joey—2007-08  
Crisp, Coco—2009  
Escobar, Alcides—2011-18  
Goins, Ryan—2018  
Arteaga, Humberto—2019  
Owings, Chris—2019  
Taylor, Michael A.—2021-22

## 3

Killebrew, Harmon—1975  
Nelson, Dave—1976-77  
Braun, Steve—1978-80  
Poquette, Tom—1982  
Pastornicky, Cliff—1983  
Orta, Jorge—1984-87

Jones, Ross—1987  
Wellman, Brad—1988-89  
Shumpert, Terry—1991-93  
Hamelin, Bob—1994-96  
Rivera, Luis—1998  
Febles, Carlos—1999-2003  
Tonis, Mike—2004  
Phillips, Paul—2004  
Blanco, Andrés—2004  
Long, Terrence—2005  
Germán, Esteban—2006-08  
Peña, Brayán—2009  
Betancourt, Yuniesky—2009-10

## 4

Detherage, Bob—1980  
Motley, Darryl—1981  
Pryor, Greg—1982-86  
Tartabull, Danny—1987-91  
Gaetti, Gary—1993  
Shumpert, Terry—1994  
Lockhart, Keith—1996  
Halter, Shane—1998  
Holbert, Ray—1999-00  
Delgado, Wilson—2001  
Berroa, Angel—2001-07  
Gordon, Alex—2008-20

## 5 (RETIRED IN 1994)

Savage, Ted—1971  
Scheinblum, Richie—1972, 1974  
Poquette, Tom—1973  
Brett, George—1975-93

## 6

Spriggs, George—1970  
Martinez, Buck—1970-71  
Wohlford, Jim—1972-76  
Heise, Bob—1977  
Wilson, Willie—1978-90  
Howard, David—1993-97  
Pendleton, Terry—1998  
Scarson, Steve—1999  
McCarty, David—2000-02  
Bako, Paul—2006  
LaRue, Jason—2007  
Guillén, José—2010  
Cain, Lorenzo—2011-17  
Hamilton, Billy—2019  
Waters, Drew—2022

## 7

Harrison, Chuck—1969, 1971  
Sorrell, Bill—1970  
Mayberry, John—1972-77  
Bass, Randy—1978  
Cruz, Todd—1979  
Chalk, Dave—1980-81  
Slaught, Don—1982-84  
Law, Rudy—1986  
Hearn, Ed—1987-88  
Spehr, Tim—1991  
Gagne, Greg—1993-95

King, Jeff—1997-99  
Hinch, A.J.—2001-02  
López, Mendy—2003-04  
Castillo, Alberto—2004-05  
Blanco, Andrés—2005  
Huber, Justin—2006  
Sánchez, Angel—2006  
Gordon, Alex—2007  
Gload, Ross—2008  
Hulett, Tug—2009  
Blanco, Gregor—2010  
Lough, David—2012-13  
Willingham, Josh—2014  
Cruz, Tony—2016  
Herrera, Rosell—2018  
Franco, Maikel—2020  
Witt Jr., Bobby—2022

## 8

Kirkpatrick, Ed—1969-73  
Solaíta, Tony—1974-76  
LaCock, Pete—1977-80  
Sundberg, Jim—1985-86  
Macfarlane, Mike—1988  
Boone, Bob—1989-90  
Eisenreich, Jim—1991-92  
Wilson, Craig—1993  
Gaetti, Gary—1994-95  
Leius, Scott—1998-99  
Ordaz, Luis—2000-01  
Pérez, Neifi—2002  
Brown, Dee—2003-04  
McEwing, Joe—2005  
Bloomquist, Willie—2009-10  
Moustakas, Mike—2011-18  
Lopez, Nicky—2021-22

## 9

Piniella, Lou—1969-73  
Quirk, Jamie—1975-76, 1979-82, 1985-88  
Hurdle, Clint—1977-79  
Simpson, Joe—1983  
Iorg, Dane—1984-85  
de los Santos, Luis—1989  
Moore, Bobby—1991  
Jefferies, Gregg—1992  
Gómez, Alexis—2002  
DeJesus, David—2003-10  
Giavotella, Johnny—2011-14  
Butera, Drew—2015-18  
Duda, Lucas—2019  
McBroom, Ryan—2019-21  
Pasquantino, Vinnie—2022

## 10 (RETIRED IN 1987)

Schaal, Paul—1969-74  
McClure, Bob—1975  
Davis, Tommy—1976  
Lahoud, Joe—1977-78  
Quirk, Jamie—1978-79  
Hurdle, Clint—1979-81

## ALL-TIME NUMERICAL ROSTER (CONT.)

### 11

Rodríguez, Ellie—1969-70  
McRae, Hal—1973-87  
Knoblauch, Chuck—2002  
Prince, Tom—2003  
Stairs, Matt—2004  
Relaford, Desi—2004  
Phillips, Paul—2005  
Marrero, Eli—2005  
Mientkiewicz, Doug—2006  
Gload, Ross—2007  
Guillén, José—2008-09  
Fields, Josh—2010  
Betancourt, Yuniesky—2012  
Guthrie, Jeremy—2013-15  
Starling, Bubba—2019-20  
Garcia, Maikel—2022

### 12

Ríos, Juan—1969  
Spriggs, George—1970  
May, Jerry—1971-72  
Reichardt, Rick—1973  
May, Jerry—1973  
Martz, Gary—1975  
Wathan, John—1976-85  
Beniquez, Juan—1987  
Joyner, Wally—1992-95  
Paquette, Craig—1996-97  
Young, Ernie—1998  
Spehr, Tim—1998-99  
Reboulet, Jeff—2000  
Alicea, Luis—2001-02  
Relaford, Desi—2003-04  
Stairs, Matt—2004-06  
Phillips, Paul—2007  
Tupman, Matt—2008  
Maier, Mitch—2010-12  
Hayes, Brett—2013-14  
Nix, Jayson—2014  
Calixte, Orlando—2015  
Eibner, Brett—2016  
Nava, Daniel—2016  
Soler, Jorge—2017-21

### 13

Rooker, Jim—1969-70  
González, Fernando—1974  
Gaudet, Jim—1979  
Cone, David—1986  
Martínez, Carmelo—1991  
Howard, David—1992  
Lind, José—1993-95  
Fasano, Sal—1999  
Blanco, Andrés—2006  
Callaspo, Alberto—2008-10  
Aviles, Mike—2011  
Perez, Salvador—2011-18, 2020-22

### 14

Adair, Jerry—1969-70  
Rooker, Jim—1971  
Severson, Rich—1971

Taylor, Carl—1972-73  
May, Lee—1981-82  
Blue, Vida—1983  
Buckner, Bill—1988-89  
Davis, Storm—1990-91  
Gwynn, Chris—1993  
Gretewold, Jeff—1995  
Stynes, Chris—1996  
Cooper, Scott—1997  
Martínez, Félix—1998  
López, Mendy—1999  
Quinn, Mark—2000-02  
White, Rondell—2003  
Abernathy, Brent—2003  
Graffanino, Tony—2004-05  
Buck, John—2006-09  
Infante, Omar—2014-16  
Burns, Billy—2016-17  
Phillips, Brett—2018-20  
Olivares, Edward—2020-22

### 15

Harris, Billy—1969  
Severson, Rich—1970  
Floyd, Bobby—1970-74  
Severson, Rich—1971  
Stinson, Bob—1975-76  
Porter, Darrell—1977-80  
Grote, Jerry—1981  
Ireland, Tim—1982  
Sheridan, Pat—1983-85  
Taylor, Dwight—1986  
Jackson, Danny—1987  
Macfarlane, Mike—1989-94, 1996-98  
Mercedes, Henry—1995  
Borders, Pat—1995  
Turner, Chris—1998  
Giambi, Jeremy—1998-99  
Beltrán, Carlos—2001-04  
Costa, Shane—2005  
Grudzielanek, Mark—2006-08  
Treanor, Matt—2011  
Ríos, Alex—2015  
Merrifield, Whit—2016-22

### 16

Healy, Fran—1969, 1973-76  
Keough, Joe—1969-72  
Hassler, Andy—1976-78  
Foucault, Steve—1978  
Phelps, Ken—1981  
Werth, Dennis—1982  
Roberts, Leon—1983-84  
Scranton, Jim—1985  
Jackson, Bo—1986-90  
Gordon, Tom—1991  
Miller, Keith—1992-94  
Miller, Keith—1995  
Norman, Les—1995  
Randa, Joe—1996, 1998-2004  
Cooper, Scott—1997  
Palmer, Dean—1997-98  
Huber, Justin—2005

Sanders, Reggie—2006-07  
Butler, Billy—2008-14  
Orlando, Paulo—2015-18  
Maldonado, Martín—2019  
Gutierrez, Kelvin—2020  
Benintendi, Andrew—2021-22

### 17

Morehead, Dave—1969-70  
Paepke, Dennis—1971-72, 1974  
Ortenzio, Frank—1973  
Littell, Mark—1975-77  
Silverio, Luis—1978  
Castillo, Manny—1980  
Ireland, Tim—1981  
Jones, Mike—1984-85  
Brewer, Mike—1986  
Anderson, Rick—1987-88  
Winters, Matt—1989  
Perry, Gerald—1990  
Zuvella, Paul—1991  
Samuel, Juan—1992  
Cone, David—1993  
Appier, Kevin—1996-99  
Dunwoody, Todd—2000  
Suzuki, Mac—2001-02  
Pérez, Neifi—2001  
Wathan, Dusty—2002  
Jacobs, Mike—2009  
Getz, Chris—2010-13  
Davis, Wade—2014-16  
Dozier, Hunter—2018-22

### 18

Kelly, Pat—1969-70  
Hopkins, Gail—1971-73  
Cowens, Al—1974-79  
Mulliniks, Rance—1980-81  
Renko, Steve—1983  
Balboni, Steve—1984  
Saberhagen, Bret—1987-91  
Randa, Joe—1995  
Damon, Johnny—1996-2000  
Ibañez, Raúl—2001-03, 2014  
Stinnett, Kelly—2004  
Ambres, Chip—2005  
Kendall, Jason—2010  
Zobrist, Ben—2015  
Hernández, Óscar—2020  
Eaton, Nate—2022

### 19

Fiore, Mike—1969-70  
Matchick, Tom—1970  
Knoop, Bobby—1971-72  
White, Frank—1973  
Briels, Nelson—1974-75  
Wilson, Willie—1976  
Zdeb, Joe—1977-79  
Cardenal, José—1980  
Wills, Frank—1983-84  
Stoddard, Bob—1987  
Huber, Justin—1988-89

## ALL-TIME NUMERICAL ROSTER (CONT.)

Conine, Jeff—1990, 1992, 1998  
Wilkerson, Curtis—1993  
Kreuter, Chad—1999  
Johnson, Brian—2000  
Delgado, Wilson—2000  
Henry, Doug—2001  
Pellow, Kit—2002  
McDonald, Donzell—2002  
Patterson, Jarrod—2003  
Anderson, Brian—2003-05  
Bannister, Brian—2008-10  
Falu, Irving—2012-13  
Valencia, Danny—2014  
Kratz, Erik—2014-15  
Cuthbert, Cheslor—2015-19  
Cordero, Franchy—2020  
Gutierrez, Kelvin—2021  
Massey, Michael—2022

### 20 (RETIRED IN 1995)

Campanis, Jim—1969-70  
Montgomery, Monty—1971-72  
Raziano, Barry—1973  
White, Frank—1974-90

### 21

Martinez, Buck—1969, 1974-77  
Monteagudo, Aurelio—1970  
Kusnyer, Art—1978  
Rodríguez, Eduardo—1979  
Twitty, Jeff—1980  
Creel, Keith—1982-83  
Dent, Bucky—1984  
Smith, Lonnie—1985-87  
Montgomery, Jeff—1988-99  
Carrasco, D.J.—2004-05  
Redman, Mark—2006  
Butler, Billy—2007  
Olivo, Miguel—2008-09  
Francoeur, Jeff—2011-13  
Carroll, Jamey—2013  
Duda, Lucas—2018  
Bailey, Homer—2019  
Montgomery, Mike—2019-20

### 22

Rooker, Jim—1969  
Burgmeier, Tom—1970-73  
Leonard, Dennis—1974-86  
Eisenreich, Jim—1987-90  
McReynolds, Kevin—1992-93  
Cone, David—1994  
Nunnally, Jon—1995-97  
Sutton, Larry—1997-99  
Spoljarić, Paul—2000  
Ortiz, Héctor—2000-01  
Brito, Juan—2002  
González, Juan—2004  
Bayliss, Jonah—2005  
Mays, Joe—2006  
Keppel, Bobby—2006  
Maier, Mitch—2006  
Podsednik, Scott—2010

May, Lucas—2010  
Davis, Wade—2013

### 23

O'Riley, Don—1969  
Fitzmorris, Al—1970-72  
Mingori, Steve—1973-79  
O'Barranca, Germán—1980  
Gerónimo, César—1981-83  
Gubicza, Mark—1984-96  
O'Morris, Hal—1998  
O'Matos, Julius—2003  
Greinke, Zack—2004-10, 2022  
Duffy, Danny—2011-12  
Johnson, Elliot—2013  
Peña, Carlos—2013  
Aoki, Nori—2014  
Minor, Mike—2021

### 24

Hernández, Jackie—1969-70  
Aikens, Willie—1980-83  
Motley, Darryl—1984-86  
Owen, Larry—1987-88  
Schulz, Jeff—1989-90  
Mayne, Brent—1991-95  
Scanlan, Bob—1996  
Clark, Terry—1996  
Dye, Jermaine—1997-2001  
Tucker, Michael—2002-03  
Thompson, Rich—2004  
Mateo, Ruben—2004  
Berger, Brandon—2004  
Teahen, Mark—2005-09  
Ankiel, Rick—2010  
Betemit, Wilson—2011  
Navarro, Yamaico—2011  
Tejada, Miguel—2013  
Colón, Christian—2014-17  
Junis, Jakob—2021  
Garrett, Amir—2022

### 25

Drabowsky, Moe—1969-70  
Campanis, Jim—1970  
Splittorff, Paul—1971  
McCormick, Mike—1971  
Rooker, Jim—1972  
Jackson, Mike—1972-73  
Brett, George—1973-74  
Scott, Rodney—1975  
Poquette, Tom—1976-79  
Chamberlain, Craig—1979  
Brett, Ken—1980-81  
Martin, Jerry—1982-83  
Jackson, Danny—1984-86  
Thurman, Gary—1987-92  
Hiatt, Phil—1993, 1995  
Norman, Les—1996  
Lima, José—2003  
Johnson, Rontrez—2003  
Tomko, Brett—2008  
Ka'aihue, Kila—2008, 2010-11

Robinson, Clint—2012  
Teaford, Everett—2013  
Coleman, Casey—2014  
Morales, Kendrys—2015-16  
Jay, Jon—2018  
Goodwin, Brian—2018  
Schwindel, Frank—2019

### 26

Cisco, Galen—1969  
Otis, Amos—1970-83  
Farr, Steve—1985-90  
Puhl, Terry—1991  
Clark, Dave—1991  
Benzinger, Todd—1991  
Sauveur, Rich—1992  
Heaton, Neal—1992  
Pulliam, Harvey—1993  
James, Chris—1995  
Fasano, Sal—1996-98  
Martinez, Félix—1999  
Fasano, Sal—2001  
Austin, Jeff—2001-02  
DiFelice, Mike—2003  
Smith, Jason—2007-08  
Freel, Ryan—2009  
Miller, Jai—2010  
Francis, Jeff—2011  
Kottaras, George—2013  
Peña, Francisco—2014-15  
Minor, Mike—2017  
Boxberger, Brad—2019  
Mejia, Erick—2019-20  
Rivera, Emmanuel—2021-22  
Weaver, Luke—2022

### 27

Bunker, Wally—1969-71  
Clemons, Lance—1971  
Littell, Mark—1973  
Hoerner, Joe—1973-74  
Martin, Renie—1979-81  
Tufts, Bob—1982  
Hammond, Steve—1982  
Beckwith, Joe—1984-85  
Kingery, Mike—1986  
Bosley, Thad—1987-88  
Aquino, Luis—1988-92  
Granger, Jeff—1993-94, 1996  
Samuel, Juan—1995  
Bones, Ricky—1997  
Vitiello, Joe—1998  
Brown, Dee—1998-2002  
Patterson, Jarrod—2003  
Field, Nate—2003  
Anderson, Brian—2003  
Bautista, José—2004  
Bautista, Denny—2004-06  
Yabuta, Yasuhiko—2008  
Peña, Brayan—2009-12  
Gutierrez, J.C.—2013  
Maxwell, Justin—2013-14  
Finnegan, Brandon—2014-15

## ALL-TIME NUMERICAL ROSTER (CONT.)

Mondesi, Adalberto—2016-22

### 28

Paepke, Dennis—1969  
Wright, Ken—1970-73  
Pinson, Vada—1974-75  
Sanders, Ken—1976  
McGilberry, Randy—1978  
Nettles, Jim—1979  
Chamberlain, Craig—1980  
Paschall, Bill—1981  
Frost, Dave—1982  
Rasmussen, Eric—1983  
Moreno, Omar—1985  
Bankhead, Scott—1986  
Macfarlane, Mike—1987  
Garber, Gene—1987  
Crawford, Steve—1990-91  
Meacham, Rusty—1992-95  
Bell, Jay—1997  
Rapp, Pat—1998  
Hubbard, Trinidad—2001  
Harvey, Ken—2001, 2003-05  
Phillips, Paul—2006  
Dotel, Octavio—2007  
Davies, Kyle—2007-09  
Piña, Manuel—2011-12  
López, Jorge—2019-20  
Isbel, Kyle—2021-22

### 29

Butler, Bill—1969-71  
Murphy, Tom—1972  
Bird, Doug—1973-78  
Quisenberry, Dan—1979-88  
Palacios, Rey—1988-90  
Gwynn, Chris—1992  
Brewer, Billy—1993  
Coleman, Vince—1994-95  
Sweeney, Mike—1995-2007

### 30

Spriggs, George—1969  
Johnson, Bob—1970  
Hovley, Steve—1972-73  
Cepeda, Orlando—1974  
Jones, Ruppert—1976  
Washington, U.L.—1977-84  
LaCoss, Mike—1985  
Gumpert, Dave—1987  
Tabler, Pat—1988-90  
Gibson, Kirk—1991  
Wilkerson, Curtis—1992  
Brooks, Hubie—1993-94  
Olson, Gregg—1995  
Offerman, Jose—1996-98  
Rigby, Brad—1999-2000  
Berger, Brandon—2001-03  
Santiago, Benito—2004  
Gotay, Ruben—2004-05  
Keppinger, Jeff—2006  
Standridge, Jason—2007  
Cortez, Fernando—2007

Huber, Justin—2007  
Aviles, Mike—2008-10  
Bourgeois, Jason—2012  
Ventura, Yordano—2013-16  
Duffy, Danny—2021

### 31

Taylor, Hawk—1969-70  
McGilberry, Randy—1977-88  
Cripe, Dave—1978  
Christenson, Gary—1979-80  
Schattinger, Jeff—1981  
Armstrong, Mike—1982-83  
Saberhagen, Bret—1984-86  
Shirley, Bob—1987  
Pérez, Mélido—1987  
Sánchez, Israel—1988, 1990  
Garber, Gene—1988  
Howard, David—1991  
DiPino, Frank—1993  
Cadaret, Greg—1993  
Tucker, Michael—1995-96  
Myers, Rod—1997  
Mack, Shane—1998  
Vitiello, Joe—1999  
Rakers, Jason—2000  
Meadows, Brian—2001  
May, Darrell—2002  
López, Albie—2003  
Abbott, Paul—2003  
Murphy, Donnie—2004  
Gettis, Byron—2004  
Brown, Adrian—2004  
Murphy, Donnie—2005  
Duckworth, Brandon—2007-08  
Hughes, Dusty—2009-10  
Coleman, Louis—2012-14  
Gomes, Jonny—2015  
Kennedy, Ian—2016-20  
Tapia, Domingo—2021

### 32

Hedlund, Mike—1969-72  
O'Riley, Don—1970  
Garber, Gene—1973-74  
McClure, Bob—1976  
Wilson, Willie—1977  
Gura, Larry—1978-85  
Pecota, Bill—1986-91  
Rossy, Rico—1992-93  
Browning, Tom—1995  
Young, Kevin—1996  
Vitiello, Joe—1997  
López, Mendy—1998  
Laxton, Brett—2000  
George, Chris—2002-04  
Costa, Shane—2006-07  
Mahay, Ron—2008-09  
Mazzaro, Vin—2011-12  
Moore, Adam—2013  
Paredes, Jimmy—2014  
Young, Chris—2015-17  
Maurer, Brandon—2017

Hahn, Jesse—2019-21  
Pratto, Nick—2022

### 33

Oliver, Bob—1969-72  
Pattin, Marty—1974-80  
Hammaker, Atlee—1981  
Blue, Vida—1982-83  
Davis, Butch—1983-84  
Seitzer, Kevin—1986-91  
Haney, Chris—1992-98  
Lerbin, Chad—1999-2002  
Duskanic, Curtis—2003-04  
Burkhardt, Morgan—2003  
Santiago, Benito—2004  
Lima, José—2005  
Quintero, Humberto—2012  
Guthrie, Jeremy—2012  
Shields, James—2013-14  
Flynn, Brian—2016-19  
Dini, Nick—2019  
Harvey, Matt—2020

### 34

Burgmeier, Tom—1969  
Splitstorff, Paul—1972-84  
Bell, Terry—1986  
Capra, Nick—1988  
McWilliams, Larry—1989-90  
Clarke, Stan—1989  
Codiroli, Chris—1990  
Wagner, Héctor—1991  
José, Félix—1993-95  
Pittsley, Jim—1997-99  
Wallace, Derek—1999  
Pisciotta, Marc—1999  
Stein, Blake—2001-02  
May, Darrell—2003-04  
Diaz, Matt—2005  
Hudson, Luke—2006-07  
Wright, Jamey—2009  
Davies, Kyle—2010-11  
Abreu, Tony—2012  
Peguero, Carlos—2014  
Wood, Travis—2017  
Cahill, Trevor—2017  
Oaks, Trevor—2018

### 35

Nelson, Roger—1969-72  
Throop, George—1975, 1977-79  
Nelson, Roger—1976  
Bruno, Tom—1976  
Eaton, Craig—1979  
Eastwick, Rawly—1980  
Wright, Jim—1981-82  
Johnson, Ron—1982-83  
Jones, Lynn—1984-86  
Lee, Mark—1988  
Filson, Pete—1990  
Pichardo, Hipolito—1993-98  
Batista, Miguel—2000  
Bukvich, Ryan—2002-04

## ALL-TIME NUMERICAL ROSTER (CONT.)

Brown, Emil—2005-07  
Maier, Mitch—2008-09  
Hosmer, Eric—2011-17  
Holland, Greg—2020-21

### 36

Abernathy, Ted—1970-72  
Tufts, Bob—1982-83  
Jackson, Grant—1982  
Perry, Gaylord—1983  
Leeper, Dave—1985  
Johnson, Rondin—1986  
Gordon, Tom—1988-90, 1992-95  
Mercedes, Henry—1996  
Martínez, Félix—1997  
Long, Ryan—1997  
Beltrán, Carlos—1998-2000  
Byrd, Paul—2001-02  
Snyder, Kyle—2003  
Pickering, Calvin—2004-05  
Stemle, Steve—2006  
Etherton, Seth—2006  
De La Rosa, Jorge—2006-07  
Dwyer, Chris—2013  
Vólquez, Edinson—2015-16  
Galagher, Cam—2017-22  
Misiewicz, Anthony—2022

### 37

Jones, Steve—1969  
Patek, Fred—1971-74  
Sadecki, Ray—1976  
Gura, Larry—1976-77  
Gaudet, Jim—1978  
Sheridan, Pat—1981  
Berenguer, Juan—1981  
Botelho, Derek—1982  
Ashford, Tucker—1984  
Leibrandt, Charlie—1984-89  
Dotson, Richard—1990  
Baller, Jay—1990  
Johnston, Joel—1992  
Gardner, Mark—1993  
Rasmussen, Dennis—1995  
McGinnis, Russ—1995  
Anderson, Scott—1995  
Huisman, Rick—1995-96  
Suppan, Jeff—1998-2002  
Lloyd, Graeme—2003  
Huisman, Justin—2004  
Stemle, Steve—2005  
Elarton, Scott—2006-07  
Cruz, Juan—2009-10  
O'Sullivan, Sean—2010-11  
Ciriaco, Pedro—2013-14  
Downs, Scott—2014  
Moss, Brandon—2017  
Maurer, Brandon—2018  
Kowar, Jackson—2021-22

### 38

Cram, Jerry—1969  
López, Aurelio—1974

Gale, Rich—1978-81  
Rivera, Bombo—1982  
Huisman, Mark—1983-86  
Shields, Steve—1986  
Madison, Scotti—1987-88  
Leach, Terry—1989  
McGaffigan, Andy—1990-91  
Benzinger, Todd—1991  
Reed, Rick—1992-93  
Milacki, Bob—1994  
Stynes, Chris—1995  
Converse, Jim—1997  
Pose, Scott—1999-2000  
Grimsley, Jason—2001-04  
Núñez, Abraham—2004  
Jensen, Ryan—2005  
Booker, Chris—2006  
Duckworth, Brandon—2006  
Buckner, Billy—2007  
Wood, Blake—2010-11  
Bonifacio, Jorge—2017-19  
Swarzak, Anthony—2021  
Payamps, Joel—2021-22

### 39

Alcaraz, Luis—1969  
Hopkins, Gail—1971  
Angelini, Norm—1972  
Fitzmorris, Al—1973-76  
Angelini, Norm—1973  
Lance, Gary—1977  
Hrabosky, Al—1978-79  
Keatley, Greg—1981  
Castro, Bill—1982-83  
Gleaton, Jerry Don—1987-89  
Gardner, Wes—1991  
Cole, Stu—1991  
Benitez, Yamil—1997  
Mathews, Terry—1999  
Bochtler, Doug—2000  
Hernández, Roberto—2001-02  
Lowe, Sean—2003  
Snyder, Kyle—2005-06  
Andrade, Steve—2006  
Shealy, Ryan—2006  
Brazell, Craig—2007  
Mendoza, Luis—2010-13  
Hendriks, Liam—2014  
Medlen, Kris—2015-16  
Hammel, Jason—2017-18

### 40

Zachary, Chris—1969  
Wickersham, Dave—1969  
York, Jim—1970-71  
Busby, Steve—1972-76, 1978-80  
Jones, Mike—1981  
Black, Bud—1982-88  
Luecken, Rick—1989  
Smith, Daryl—1990  
Young, Curt—1992  
Koslofski, Kevin—1992-94  
Mota, José—1995

Hernández, Runelvys—2002-06  
Bannister, Brian—2007  
Wells, Kip—2008  
Farnsworth, Kyle—2009-10  
Herrera, Kelvin—2011-18  
Diekman, Jake—2019  
Rosenthal, Trevor—2020  
Snider, Collin—2022

### 41

Drago, Dick—1969-73  
McDaniel, Lindy—1974-75  
Freire, Tony—1985  
Habyan, John—1993  
Brewer, Billy—1994-95  
Belcher, Tim—1996-98  
Wengert, Don—1999  
Stein, Blake—1999-2000  
Fussell, Chris—1999  
Reichert, Dan—2001-02  
Gobble, Jimmy—2003-08  
DiNardo, Lenny—2009  
Bullington, Bryan—2010  
Jeffress, Jeremy—2011-12  
Duffy, Danny—2013-20  
Santana, Carlos—2022  
Mills, Wyatt—2022

### 42 (RETIRED IN 1997)

Fitzmorris, Al—1969  
Martinez, Buck—1973  
Marshall, Keith—1973  
Hall, Tom—1976-77  
Paschall, Bill—1979  
Haney, Chris—1992  
Henderson, Dave—1994  
Goodwin, Tom—1995-97

### 43

Spittorff, Paul—1970  
Dai Canton, Bruce—1971-75  
Sadecki, Ray—1975  
Paschall, Bill—1978  
Barranca, Germán—1979  
Schatzeder, Dan—1991  
Davis, Storm—1991  
Belinda, Stan—1994  
Lockhart, Keith—1995  
Halter, Shane—1997  
Febles, Carlos—1998  
Chávez, Endy—2001  
Perry, Chan—2002  
Obermueller, Wes—2002  
Levine, Al—2003  
Leskanic, Curtis—2003  
Seanez, Rudy—2004  
Gómez, Alexis—2004  
Núñez, Leo—2005-06  
Shealy, Ryan—2007-08  
Crow, Aaron—2011-14  
Coleman, Dusty—2015  
Feliz, Neftali—2017  
Peralta, Willy—2018-19

## ALL-TIME NUMERICAL ROSTER (CONT.)

Rosario, Randy—2019-20  
Hernández, Carlos—2021-22

### 44

Northey, Scott—1969  
Taylor, Carl—1971  
Scott, Rodney—1975  
Vitiello, Joe—1995-96  
Davis, Chilli—1997  
Barber, Brian—1998-99  
Zaun, Gregg—2000-01  
Robinson, Kerry—2006  
Hochevar, Luke—2007-13, 2015-16  
Blanco, Dairon—2022

### 45

Simpson, Wayne—1973  
Garcia, Danny—1981  
Heath, Kelly—1982  
Jackson, Danny—1983  
Balboni, Steve—1985-88  
Buchanan, Bob—1989  
Morman, Russ—1990-91  
José, Félix—1994  
Jacome, Jason—1995-97  
Casian, Larry—1997  
Evans, Bart—1998  
Moreno, Orber—1999  
Guiel, Aaron—2002-06  
Pérez, Odalis—2006-07  
Waechter, Doug—2009  
Adams, Lane—2014  
Morales, Franklin—2015  
Almonte, Abraham—2018  
Zimmer, Kyle—2019-21  
Clarke, Taylor—2022

### 46

Rico, Fred—1969  
Cram, Jerry—1976  
Heaton, Neal—1992  
Caceres, Edgar—1995  
Pugh, Tim—1996  
Lennon, Patrick—1996  
Bluma, Jaime—1996  
Williams, Mike—1997  
Service, Scott—1997  
Santiago, José—1998-2001  
Allensworth, Jermaine—1998  
Voyles, Brad—2001-03  
Wood, Mike—2004-06  
Núñez, Leo—2007-08  
Hernández, Luis—2009  
Betemit, Wilson—2010  
Coleman, Louis—2011  
Hottovy, Tommy—2012  
Marks, Justin—2014  
Torres, Ramón—2017-18  
Reynolds, Matt—2020  
Peacock, Matt—2022

### 47

Berry, Sean—1990-91

Rasmussen, Dennis—1992-93  
Goodwin, Tom—1994  
Fleming, Dave—1995  
Bevil, Brian—1996-98  
Witasick, Jay—1999-2000  
Rekar, Bryan—2002  
Sullivan, Scott—2004  
Dessens, Elmer—2006  
Braun, Ryan—2006-07  
Ponson, Sidney—2009  
Marte, Victor—2009-10  
Adcock, Nate—2011-12  
Morales, Franklin—2015  
Cueto, Johnny—2015  
Moylan, Peter—2016-17  
Gutierrez, Kelvin—2019

### 48

Wright, Ken—1970  
Reichardt, Rick—1974  
Colborn, Jim—1977-78  
Hood, Don—1982-83  
Power, Ted—1988  
Davis, Mark—1990-92  
Berenguer, Juan—1992  
Hamelin, Bob—1993  
Cookson, Brent—1995  
Olson, Gregg—1997  
Service, Scott—1998-99  
Spradlin, Jerry—2000  
Affeldt, Jeremy—2002-06  
Soria, Joakim—2007-11  
Mariot, Michael—2014-15  
Soria, Joakim—2016-17  
Lively, Ben—2018-19  
Adams, Chance—2020  
Rivero, Sebastian—2021-22

### 49

Valdespino, Sandy—1971  
Cram, Jerry—1976  
Motley, Darryl—1983  
Sánchez, Orlando—1984  
Pujols, Luis—1984  
Davis, John—1987  
Crawford, Steve—1989  
Mayne, Brent—1990  
Cromartie, Warren—1991  
Shifflett, Steve—1992  
Linton, Doug—1995-96  
Williams, Mitch—1997  
Santiago, José—1997  
Bones, Ricky—1998  
Fussell, Chris—1999-2000  
Wright, Jamey—2003  
Reyes, Dennys—2004  
Bale, John—2007-09  
Odorizzi, Jake—2012  
Joseph, Donnie—2013-14  
Blanton, Joe—2015  
Coleman, Louis—2015  
Buchter, Ryan—2017  
Fillmyer, Heath—2018-19

Alberto, Hanser—2021  
Heasley, Jonathan—2022

### 50

Jones, Mike—1980  
Scranton, Jim—1984  
Hargeshheimer, Alan—1986  
Shumpert, Terry—1990  
Corbin, Archie—1991  
Sampen, Bill—1992-93  
Belinda, Stan—1993  
Bunch, Melvin—1995  
Rosado, José—1996-2000  
Robinson, Kenny—1996  
Caruso, Mike—2002  
Gilfillan, Jason—2003  
Serrano, Jimmy—2004  
Burgos, Ambiorix—2005-06  
Texeira, Kanekoa—2011  
Mijares, José—2012  
Moore, Adam—2012  
Almonte, Miguel—2015, 2017  
Adam, Jason—2018  
Barnes, Jacob—2019  
Bubic, Kris—2020-22

### 51

de los Santos, Luis—1988  
Pulliam, Harvey—1991-92  
Borges, Enrique—1993  
Pittsley, Jim—1995  
Damon, Johnny—1995  
Valera, Julio—1996  
Veres, Randy—1997  
Rios, Danny—1998  
Hatcher, Chris—1998  
Morman, Alvin—1999  
Wilson, Kris—2000-03  
Sisco, Andrew—2005-06  
Tejada, Robinson—2008-11  
Broxton, Jonathan—2012  
Vargas, Jason—2014-17  
Boyer, Blaine—2018  
Vasto, Jerry—2018  
Ellis, Chris—2019  
Singer, Brady—2020-22

### 52

Phelps, Ken—1980-81  
Stottlemire, Mel—1990  
Boddicker, Mike—1991-92  
Torres, Dilson—1995  
Pérez, Mike—1997  
de la Maza, Roland—1997  
Ortiz, Héctor—1998  
Quinn, Mark—1999  
Bottalico, Ricky—2000  
Shouse, Brian—2002  
Hill, Jeremy—2002-03  
Kinney, Matt—2004  
Demaria, Chris—2005  
Dohmann, Scott—2006  
Ramírez, Horacio—2008-09



## ALL-TIME NUMERICAL ROSTER (CONT.)

Chen, Bruce—2009-14  
Grimm, Justin—2018  
López, Jorge—2018  
Lynch, Daniel—2021-22

### 53

Concepción, Onix—1980  
Pedre, Jorge—1991  
Moeller, Dennis—1992  
Santovenia, Nelson—1993  
DeJesus, Jose—1994  
Converse, Jim—1995  
Rusch, Glendon—1997-99  
Carter, Lance—1999  
George, Chris—2001  
Asencio, Miguel—2002-03  
Howell, J.P.—2005  
Díaz, José—2006  
Rosa, Carlos—2008-09  
Texeira, Kanekoa—2010  
Cabrera, Melky—2011, 2017  
Smith, Will—2012-13  
Skoglund, Eric—2017-19  
Zuber, Tyler—2020-21

### 54

DeJesus, José—1988-89  
Encarnación, Luis—1990  
Pierce, Ed—1992  
Reichert, Dan—1999-2000  
Larkin, Andy—2000  
MacDougal, Mike—2001-06  
Riske, David—2007  
Fulchino, Jeff—2008  
Lerew, Anthony—2009-10  
Santana, Ervin—2013  
Frasor, Jason—2014-15  
Alexander, Scott—2015-17  
Hill, Tim—2018-19  
Bolaños, Ronald—2020  
Santana, Ervin—2021

### 55

Appier, Kevin—1989-95, 2003-04  
McDill, Allen—1998  
Byrdak, Tim—1998  
Suzuki, Mac—1999-2000  
Cogan, Tony—2001  
Field, Nate—2003  
Nelson, Joe—2006  
Meche, Gil—2007-10  
Collins, Tim—2011-14  
Karns, Nate—2017  
Lovelady, Richard—2019-21  
Rooker, Brent—2022

### 56

McRae, Brian—1990-94  
Whisenant, Matt—1997-99  
McDill, Allen—1997  
D'Amico, Jeff—2000  
Sedlacek, Shawn—2002  
Field, Nate—2002

Walrond, Les—2003  
Cerde, Jaime—2004-05  
Wellemeier, Todd—2006-07  
Ramírez, Ramon—2008  
Colón, Roman—2009-10  
Holland, Greg—2010-15  
Keller, Brad—2018-22

### 57

Ryal, Mark—1982  
Campbell, Jim—1990  
Magnante, Mike—1991-96  
Walker, Jamie—1997-98  
Bevil, Brian—1997  
Ray, Ken—1999  
Murray, Dan—1999-2000  
Mullen, Scott—2000-03  
Field, Nate—2003-05  
Peralta, Joel—2006-08  
Yabuta, Yasuhiko—2009  
Thompson, Brad—2010  
Chavez, Jesse—2010-11  
Sanchez, Jonathan—2012  
Sparkman, Glenn—2018-20  
Bolaños, Ronald—2021-22

### 58

Leeper, Dave—1984  
Wagner, Héctor—1990  
Johnston, Joel—1991  
Pichardo, Hipolito—1992  
Myers, Rod—1996  
Carrasco, Héctor—1997  
Byrdak, Tim—1999-2000  
Bailey, Cory—2001-02  
DeHart, Rick—2003  
Camp, Shawn—2004-05  
Bernero, Adam—2006  
Musser, Neal—2007-08  
Barlow, Scott—2018-22

### 59

Maldonado, Carlos—1990-91  
Meadows, Brian—2000  
Carrasco, D.J.—2003  
Villacis, Eduardo—2004  
Vásquez, Jorge—2004  
Humber, Phil—2010  
Paulino, Felipe—2011-12  
Farrell, Luke—2017  
Machado, Andrés—2017  
Brentz, Jake—2021-22

### 60

Dozier, Hunter—2016  
Griffin, Foster—2020, 2022  
Castillo, Max—2022

### 61

Hegman, Bob—1985  
Teaford, Everett—2011-12  
McCarthy, Kevin—2016-20  
Zerpa, Angel—2021-22

### 62

Verdugo, Ryan—2012  
Brooks, Aaron—2014  
Pounders, Brooks—2016  
Alburquerque, Al—2017  
Gaviglio, Sam—2017  
Stout, Eric—2018

### 63

Stewart, Andy—1997  
Newman, Josh—2008  
Pino, Yohan—2015  
Mills, Alec—2016  
Maness, Seth—2017  
Staumont, Josh—2019-22

### 64

Bonifacio, Emilio—2013  
Strahm, Matt—2016-17  
García, Onelki—2017  
Morin, Mike—2017  
Smith, Burch—2018  
Blewett, Scott—2020-21

### 65

Rupe, Josh—2010  
Junis, Jakob—2017-20  
Coleman, Dylan—2021-22

### 66

Thompson, John—2007  
Colón, Roman—2012  
O'Hearn, Ryan—2018-22

### 67

Parrish, John—2007  
Bueno, Francisley—2012-13  
Wang, Chien-Ming—2016  
Speier, Gabe—2019-22

### 68

Rodríguez, Wilking—2014  
Newberry, Jake—2018-21  
Vizcaíno, Arodys—2022

### 69

Skoglund, Eric—2017  
Abreu, Albert—2022

### 71

Hernández, Carlos—2020  
Davis, Wade—2021

### 72

Romero, Enny—2018  
Viloria, Meibrys—2018-20

### 73

Mengden, Daniel—2022

### 74

Cuas, Jose—2022

## ALL-TIME NUMERICAL ROSTER (CONT.)

**75**

Hicklen, Brewer—2022

**78**

Fermin, Freddy—2022

**85**

Heasley, Jonathan—2021

**91**

Nomo, Hideo—2008

## ALL-TIME NUMERICAL ROSTER (MANAGERS & COACHES)

**2**

White, Jo Jo—1969  
Lemon, Bob (MGR)—1970-72  
Boone, Bob (MGR)—1995, 1997  
Yost, Ned (MGR)—2010

**3**

Harder, Mel—1969  
Schultz, Joe—1970  
Cisco, Galen—1971-74, 1976-78  
Yost, Ned (MGR)—2011-19

**4**

Dunlop, Harry—1969-75  
Hiller, Chuck—1976-79  
Mauch, Gene—1995

**5 (RETIRED IN 1994)**

Friend, Owen—1969  
Carnevale, Dan—1970  
Strickland, George—1970-72  
Brett, George—2013

**6**

Gordon, Joe (MGR)—1969  
Pena, Tony (MGR)—2002-05  
Owen, Dave—2008-09  
Grifol, Pedro—2020-21

**7**

Mayberry, John—1989-90  
Owen, Dave—2010  
Sisson, Doug—2012  
Grifol, Pedro—2019

**8**

Boone, Bob (MGR)—1996  
Barnett, Mike—2006-08  
Belliard, Rafael—2020

**9**

Cisco, Galen—1975  
Quirk, Jamie—1994-2001

**10 (RETIRED IN 1987)**

Howser, Dick (MGR)—1982-87

**11**

Strickland, George—1972  
McRae, Hal (MGR)—1987, 1991-94  
Sisson, Doug—2011

**12**

Wathan, John (MGR)—1986-91  
Gibbons, John—2009  
Grifol, Pedro—2022

**13**

Mizerock, John—2002-04

**14**

Boros, Steve—1975-79, 1994  
May, Lee—1984-86, 1993-94  
Rodriguez, Eddie—2010-13

**15**

Kuntz, Rusty—2010  
Cadahia, Chino—2012-13  
Kuntz, Rusty—2014

**16**

Sullivan, John—1979

**17**

Silverio, Luis—2003-08

**18**

Jones, Joe—1987, 1992, 2005  
Cumberland, John—2004  
Kendall, Fred—2006-07  
Kuntz, R.—2008-09, 2012-14,  
2016-17, 2021  
Wilson, Vance—2018-19

**19**

Luzinski, Greg—1995-97  
Doran, Bill—2005-07

**20 (RETIRED IN 1995)**

White, Frank—1997-2001

**21**

Lemon, Bob (MGR)—1972  
Howser, Dick (MGR)—1981  
Gamboa, Tom—2001-03  
Sveum, Dale—2014-17  
Eldred, Cal—2018, 2022

**22**

Burgmeier, Tom—1991  
Pentland, Jeff—2003, 2005  
Hillman, Trey (MGR)—2008-09  
Wakamatsu, Don—2014-17  
Eldred, Cal—2019  
Matheny, Mike (MGR)—2020-22

**23**

Johnson, Lamar—1999-2002  
Jirschele, Mike—2015-19  
Eldred, Cal—2020

**24**

Lau, Charley—1971-75, 1977-78  
Herzog, Whitey (MGR)—1975-79  
Maier, Mitch—2017-19

**25**

Dauer, Rich—1998  
Poldberg, Brian—2004-05  
Bell, Buddy (MGR)—2005-07  
Wilson, Vance—2020-22

**26**

Pentland, Jeff—2004  
David, Andre—2005-06  
Sveum, Dale—2018

**27**

Lau, Charley—1976  
Poldberg, Brian—2007

**28**

Lum, Mike—1988-89  
Wiley, Mark—1999  
Grifol, Pedro—2014-18

**30**

Strom, Brent—2000-01

**31**

McKeon, Jack (MGR)—1973-75  
Zumwalt, Alec—2022

**33**

McClure, Bob—2006-11

**34**

Maloof, Jack—2013  
Carter, Larry—2020-22

**35**

Jones, Lynn—1991-92  
Nipper, Al—2001-02

**36**

Metro, Charlie (MGR)—1970  
Cisco, Galen—1976  
Connors, Billy—1980-81  
Seitzer, Kevin—2009-12

**37**

Dobson, Pat—1991  
Hansen, Guy—2005

**38**

Cox, Jeff—1995  
Poquette, Tom—1997-98

## ALL-TIME NUMERICAL ROSTER (MANAGERS & COACHES, CONT.)

<b>39</b> Page, Mitchell—1995-97 Burgmeier, Tom—1998, 2000 Mason, Mike—2004 Hollins, Damon—2020, 2022 Peña Jr., Tony—2021	<b>45</b> May, Lee—1992	<b>57</b> Henry, Doug—2013-17
<b>40</b> Colavito, Rocky—1982-83 Muser, Tony (MGR)—1997-2002	<b>46</b> Renick, Rick—1981 Bedell, Howie—1984 Napoleon, Ed—1987-88 Hansen, Guy—1993 Sveum, Dale—2019	<b>58</b> Foster, Steve—2010-11 Eiland, Dave—2012-17
<b>41</b> Frey, Jim (MGR)—1980-81 Nossek, Joe—1982-83 Ferraro, Mike—1984-86 Gardner, Billy (MGR)—1987 Garrett, Adrian—1988-92	<b>47</b> Cumberland, John—2002-03 Mabry, John—2020-22	<b>59</b> Rodríguez, Eddie—2009 Jirschele, Mike—2014
<b>42 (RETIRED IN 1997)</b> Martínez, José—1980-87 Schaefer, Bob—1988-1991, 2003-05 Kison, Bruce—1992-94, 1996-98	<b>48</b> David, Andre—2013 Grifol, Pedro—2013	<b>62</b> Tosar, Mike—2022
<b>43</b> MacKenzie, Gordy—1980-81 Boyer, Cloyd—1982-83 Blaylock, Gary—1984-87 Funk, Frank—1988-90 Hansen, Guy—1991-92, 1997 Boros, Steve—1993 Burgmeier, Tom—1999	<b>49</b> Poldberg, Brian—2006 Gibbons, John—2011	<b>75</b> Hollins, Damon—2021
<b>44</b> Schaffer, Jim—1980-88 Ezell, Glenn—1989-94 Schaefer, Bob—2002 Buchanan, Brian—2017 Bradshaw, Terry—2018-22	<b>50</b> Mizerock, John—2008-09 Gibbons, John—2010	<b>77</b> DeRenne, Keoni—2022
	<b>54</b> Kison, Bruce—1995 Foster, Steve—2012	<b>81</b> Kuntz, Rusty—2015
	<b>55</b> Hansen, Guy—1996	<b>88</b> Hillman, Trey (MGR)—2010
	<b>56</b> Foli, Tim—1996 Dauer, Rich—1997, 1999-2002	

## 1968 EXPANSION DRAFT

1968 ROYALS EXPANSION DRAFT SELECTIONS					
PICK	PLAYER	FORMER TEAM	PICK	PLAYER	FORMER TEAM
1	Roger Nelson (P)	Baltimore Orioles	16	Dick Drago (P)	Detroit Tigers
2	Joe Foy (3B)	Boston Red Sox	17	Pat Kelly (OF)	Minnesota Twins
3	Jim Rooker (P)	New York Yankees	18	Bill Harris (2B)	Cleveland Guardians
4	Joe Keough (OF)	Oakland Athletics	19	Don O'Riley (P)	Oakland Athletics
5	Steve Jones (P)	Washington Senators	20	Al Fitzmorris (P)	Chicago White Sox
6	Jon Warden (P)	Detroit Tigers	21	Moe Drabowsky (P)	Baltimore Orioles
7	Ellie Rodríguez (C)	New York Yankees	22	Jack Hernández (SS)	Minnesota Twins
8	Dave Morehead (P)	Boston Red Sox	23	Mike Hedlund (P)	Cleveland Guardians
9	Mike Fiore (1B)	Baltimore Orioles	24	Tom Burgmeier (P)	California Angels
10	Bob Oliver (1B)	Minnesota Twins	25	Hoyt Wilhelm (P)	Chicago White Sox
11	Bill Butler (P)	Detroit Tigers	26	Jerry Adair (2B)	Boston Red Sox
12	Steve Whitaker (OF)	New York Yankees	27	Jerry Cram (P)	Minnesota Twins
13	Wally Bunker (P)	Baltimore Orioles	28	Fran Healy (C)	Cleveland Guardians
14	Paul Schaal (3B)	California Angels	29	Scott Northey (OF)	Chicago White Sox
15	Dan Haynes (1B)	Chicago White Sox	30	Ike Brookens (P)	Washington Senators

### MAJOR LEAGUE EXPANSION

Four expansion franchises were added to Major League Baseball in 1969, including the Montreal Expos, San Diego Padres, Kansas City Royals and Seattle Pilots. The two National League teams—Montreal and San Diego—selected players from existing National League teams on Oct. 14, 1969, and the two American League teams—Kansas City and Seattle—held their Expansion Draft from existing American League teams the following day.

## AWARD WINNERS

<b>BBWAA AL Most Valuable Player (1)</b>		<b>Organization of the Year (3)</b>		Rusty Meacham (P)	1992
George Brett	1980	Kansas City Royals	1994	<i>Baseball Digest</i>	
<b>BBWAA AL Cy Young Award (4)</b>		<i>Baseball America, USA Today, Topps</i>		Bob Hamelin (DH/1B)	1994
Bret Saberhagen	1985	Kansas City Royals	1995	<i>Baseball Digest, Topps</i>	
Bret Saberhagen	1989	<i>Topps</i>		Carlos Beltrán (OF)	1999
David Cone	1994	Kansas City Royals	2014	<i>Baseball Digest, Topps</i>	
Zack Greinke	2009	<i>Baseball America, MLB.com</i>		Mark Quinn (OF)	2000
<b>BBWAA AL Rookie of the Year (4)</b>		<b>Executive of the Year (5)</b>		<i>Topps</i>	
Lou Piniella	1969	Cedric Tallis	1971	Angel Berroa (SS)	2003
Bob Hamelin	1994	<i>The Sporting News</i>		<i>Topps</i>	
Carlos Beltrán	1999	Joe Burke	1976	Brian Bannister (P)	2007
Angel Berroa	2003	<i>The Sporting News</i>		<i>Topps</i>	
<b>BBWAA AL Manager of the Year (1)</b>		John Schuerholz	1985	Mike Aviles (P)	2008
Tony Peña	2003	<i>The Sporting News</i>		<i>Topps</i>	
<b>Louisville Silver Slugger Award (16)</b>		Dayton Moore	2014	<b>Edgar Martinez Award (5)</b>	
George Brett (3B)	1980	<i>MLB.com</i>		Hal McRae	1976
Willie Wilson (OF)	1980	Dayton Moore	2015	Hal McRae	1980
Hal McRae (DH)	1982	<i>MLB.com</i>		Hal McRae	1982
Willie Wilson (OF)	1982	<b>Rookie of the Year (5)</b>		Billy Butler	2012
George Brett (3B)	1985	Tom Gordon	1989	Kendrys Morales	2015
Frank White (2B)	1986	<i>Baseball Digest, USA Today</i>		<b>AL Comeback Player of the Year (3)</b>	
George Brett (1B)	1988	Bret Saberhagen	1994	Bret Saberhagen	1987
Gary Gaetti (3B)	1995	<i>Baseball Digest, The Sporting News</i>		<i>The Sporting News, UPI</i>	
Dean Palmer (3B)	1998	Carlos Beltrán	1999	Mike Moustakas	2017
Billy Butler (DH)	2012	<i>Baseball Digest, Baseball America,</i>		<i>The Sporting News, MLB Players Choice</i>	
Kendrys Morales (DH)	2015	<i>The Sporting News</i>		Salvador Perez	2020
Salvador Perez (C)	2016	Mark Quinn	2000	MLB	
Eric Hosmer (1B)	2018	Angel Berroa	2003	<b>AL Fireman of the Year (6)</b>	
Salvador Perez (C)	2018	Players Choice Awards		Dan Quisenberry	1980
Salvador Perez (C)	2020	<i>The Sporting News</i>		Rolaids, <i>The Sporting News</i>	
Salvador Perez (C)	2021	<b>AL Rookie Pitcher of the Year (4)</b>		Dan Quisenberry	1982
<b>MLB Player of the Year (2)</b>		Steve Busby	1973	Rolaids, <i>The Sporting News</i>	
George Brett	1979	Rich Gale	1978	Dan Quisenberry	1984
<i>Baseball Digest, Baseball Bulletin</i>		Tom Gordon	1989	Rolaids, <i>The Sporting News</i>	
George Brett	1980	Kevin Appier	1990	Dan Quisenberry	1985
<i>Baseball Digest, The Sporting News, AP</i>		<b>All-Rookie Team (18)</b>		Rolaids, <i>The Sporting News</i>	
<i>Baseball Bulletin, Baseball Magazine</i>		Bill Butler (P), Lou Piniella (OF)	1969	Jeff Montgomery	1993
<b>AL Player of the Year (2)</b>		<i>Topps</i>		Rolaids	
George Brett	1976	George Brett (3B)	1974	<b>Mariano Rivera Award (1)</b>	
<i>Baseball Bulletin</i>		<i>Baseball Digest</i>		Greg Holland	2014
George Brett	1980	Tom Poquette (OF)	1976	<b>Closer of the Year (1)</b>	
<i>The Sporting News, AP</i>		<i>Baseball Digest, Topps</i>		Greg Holland	2014
<b>AL Pitcher of the Year (2)</b>		Rich Hale (P)	1978	<i>MLB.com, GIBBY</i>	
Bret Saberhagen	1989	<i>Baseball Digest, Topps</i>		<b>Setup Man of the Year (1)</b>	
<i>The Sporting News</i>		Clint Hurdle (OF)	1978	Wade Davis	2014
Zack Greinke	2009	<i>Baseball Digest</i>		<i>MLB.com, GIBBY</i>	
<i>The Sporting News, MLBPA</i>		Kevin Seitzer (3B)	1987	<b>Roland Hemond Award (2)</b>	
<b>AL Manager of the Year (2)</b>		<i>Baseball Digest, Topps</i>		Art Stewart	2007
Whitey Herzog	1976	Jeff Montgomery (P)	1988	<i>Baseball America</i>	
<i>UPI</i>		<i>Baseball Digest</i>		Bill Fischer	2008
Tony Peña	2003	Tom Gordon (P)	1989	<i>Baseball America</i>	
<i>The Sporting News, USA Today,</i>		<i>Baseball Digest, Topps</i>		<b>Wilson Defensive Player of the Year (5)</b>	
<i>Sports Illustrated</i>		Kevin Appier (P)	1990	Lorenzo Cain (CF)	2013
		<i>Baseball Digest, Topps</i>		Lorenzo Cain (CF)	2014
		David Howard (SS)	1991	Alex Gordon (LF)	2014
		<i>Baseball Digest</i>		Alex Gordon (LF)	2017
				Alex Gordon (LF)	2018

## AWARD WINNERS (CONT.)

<b>Minor League Player of the Year (6)</b>		<b>All-Major League Team (9)</b>		Dan Quisenberry (P)	1982
Tom Gordon	1988	John Mayberry (1B)	1973	<i>UPI</i>	
<i>Baseball America</i>		<i>UPI</i>		Dan Quisenberry (P)	1983
Johnny Damon	1995	George Brett (3B)	1975	<i>UPI</i>	
Topps, NAPBL		<i>UPI</i>		George Brett (1B)	1988
Zack Greinke	2003	John Mayberry (1B)	1975	<i>The Sporting News</i>	
<i>The Sporting News</i>		<i>UPI</i>		Bret Saberhagen (P)	1989
Alex Gordon	2006	George Brett (3B)	1976	<i>The Sporting News, UPI, USA Today</i>	
<i>Baseball America, Topps,</i>		AP		Bo Jackson (OF)	1989
<i>The Sporting News</i>		Frank White (2B)	1978	<i>USA Today</i>	
Wil Myers	2012	<i>The Sporting News</i>		David Cone (P)	1994
<i>Baseball America, Topps, USA Today</i>		George Brett (3B)	1980	<i>The Sporting News</i>	
Bobby Witt Jr.	2021	<i>The Sporting News</i>		<b>All-MLB Team (2)</b>	
<i>Baseball America</i>		Hal McRae (DH)	1982	Salvador Perez (C, First Team)	2020
		AP		Salvador Perez (C, First Team)	2021
<b>Man of the Year Award (2)</b>		Bret Saberhagen (P)	1989	<b>ALCS MVP (4)</b>	
George Brett	1980	<i>AP</i>		Frank White	1980
<i>The Sporting News</i>		Kevin Appier (P)	1993	George Brett	1985
Mike Sweeney	2005	<i>Baseball America</i>		Lorenzo Cain	2014
Marvin Miller (MLB Players)				Alcides Escobar	2015
<b>Joe Cronin Award (3)</b>		<b>All-American League Team (22)</b>		<b>World Series MVP (2)</b>	
George Brett	1980	Cookie Rojas (2B)	1971	Bret Saberhagen	1985
Dan Quisenberry	1983	<i>The Sporting News</i>		Salvador Perez	2015
George Brett	1992	Richie Scheinblum (OF)	1972	<b>American League</b>	
		<i>The Sporting News</i>		<b>Player of the Month (16)</b>	
<b>Fred Hutchinson Award (6)</b>		John Mayberry (1B)	1973	John Mayberry	July 1975
George Brett	1980	<i>The Sporting News</i>		George Brett*	July 1980
Dennis Leonard	1986	Amos Otis (OF)	1973	Willie Wilson*	September 1981
Mike Sweeney	2007	<i>The Sporting News</i>		Hal McRae	May 1982
Mark Teahen	2009	John Mayberry (1B)	1975	George Brett	June 1982
Bill Butler	2011	<i>The Sporting News</i>		George Brett	April 1983
Alex Gordon	2014	George Brett (3B)	1976	George Brett	May 1985
		<i>The Sporting News, UPI</i>		George Brett	July 1985
<b>Tony Conigliaro Award (2)</b>		Dennis Leonard (P)	1976	George Brett	July 1990
Jim Eisenreich	1991	<i>UPI</i>		George Brett	July 1997
Jose Cuas	2022	Mark Littell (P)	1976	Jeff King	June 1997
		<i>UPI</i>		Joe Randa	July 1999
<b>Bullet Rogan Award (1)</b>		Hal McRae (DH)	1977	Jermaine Dye	April 2000
Zack Greinke	2009	<i>The Sporting News</i>		Johnny Damon	July 2000
Negro Leagues Baseball Museum		George Brett (3B)	1977	Mike Sweeney	July 2001
		<i>AP</i>		Carlos Beltrán	April 2004
<b>C.I. Taylor Award (1)</b>		George Brett (3B)	1979	Billy Butler	September 2009
Tony Peña	2003	<i>The Sporting News, AP, UPI</i>		*co-winner	
Negro Leagues Baseball Museum		Darrell Porter (C)	1979	<b>American League</b>	
		<i>The Sporting News</i>		<b>Rookie of the Month (6)</b>	
<b>Larry Doby Award (2)</b>		George Brett (3B)	1980	Angel Berroa	July 2003
Angel Berroa	2003	<i>The Sporting News, UPI,</i>		Brian Bannister	June 2007
Negro Leagues Baseball Museum		<i>Baseball Magazine</i>		Billy Butler	July 2007
Eric Hosmer	2011	Hal McRae (DH)	1980	Brian Bannister	August 2007
Negro Leagues Baseball Museum		<i>The Sporting News</i>		Eric Hosmer	July 2011
		Willie Wilson (OF)	1980	Eric Hosmer	September 2011
<b>Rube Foster Award (1)</b>		<i>UPI</i>			
Allard Baird	2003	Hal McRae (DH)	1982		
Negro Leagues Baseball Museum		<i>The Sporting News, UPI</i>			

## AWARD WINNERS (CONT.)

### American League Player of the Week (82)

Fran Healy	May 5, 1974	Kurt Stillwell	May 16-22, 1988	Mike Sweeney	June 24-30, 2002
John Mayberry	June 18, 1974	George Brett	July 18-24, 1988	Carlos Beltrán*	July 15-21, 2002
Steve Busby	June 25, 1974	Bo Jackson	April 17-23, 1989	Raúl Ibañez*	July 15-21, 2002
Amos Otis	Aug. 13, 1974	Bret Saberhagen	Sept 11-17, 1989	Carlos Beltrán	April 12-18, 2004
Hal McRae	Sept. 4, 1974	George Brett	July 16-22, 1990	David DeJesus*	July 14-17, 2005
John Mayberry	July 6, 1975	Danny Tartabull	June 9-16, 1991	Mark Teahen	July 24-30, 2006
Dennis Leonard	Aug. 31, 1975	Danny Tartabull	July 1-7, 1991	Brian Bannister*	April 7-13, 2008
George Brett	May 10, 1976	Bret Saberhagen	Aug. 26-Sept. 1, 1991	José Guillén	May 12-18, 2008
Hal McRae	June 7, 1976	Mark Gubicza	May 10-17, 1992	Mike Aviles*	July 28-Aug. 3, 2008
Jim Colborn	May 9, 1977	Jeff Montgomery	June 1-7, 1992	Zack Greinke*	April 13-19, 2009
Al Cowens	Sept. 19, 1977	Gregg Jefferies	July 27-Aug. 2, 1992	Billy Butler	Aug. 3-9, 2009
Clint Hurdle	July 23, 1978	George Brett	Sept. 28-Oct. 4, 1992	Zack Greinke	Aug. 24-30, 2009
Amos Otis	Sept. 17, 1978	Wally Joyner	May 24-30, 1993	Billy Butler	Sept. 7-13, 2009
George Brett	May 28, 1979	Kevin Appier	Sept. 13-19, 1993	Brayan Peña	Sept. 6-12, 2010
Hal McRae	Aug. 12, 1979	George Brett	Sept. 20-26, 1993	Billy Butler*	July 25-31, 2011
Willie Wilson	Aug. 26, 1979	Bob Hamelin	April 11-17, 1994	Billy Butler	July 23-29, 2012
George Brett	June 8, 1980	David Cone	May 16-22, 1994	Billy Butler	Aug. 4-10, 2014
George Brett	July 20, 1980	Wally Joyner	July 11-17, 1994	Lorenzo Cain*	July 20-26, 2015
George Brett	Aug. 17, 1980	Gary Gaetti	May 29-June 4, 1995	Kendrys Morales	June 26-July 2, 2016
Hal McRae	May 2, 1982	Jeff King	Sept. 22-28, 1997	Kendrys Morales	Sept. 4-10, 2016
George Brett	April 24, 1983	Hal Morris	April 12-19, 1998	Eric Hosmer	Sept. 4-10, 2017
Dan Quisenberry	Sept. 18, 1983	Jermaine Dye	May 17-23, 1999	Jorge Soler	Aug. 5-11, 2019
Frank White	July 30, 1984	Joe Randa	June 7-13, 1999	Adalberto Mondesi	Sept. 21-27, 2020
Buddy Black	Sept. 17, 1984	Mike Sweeney	June 28-July 4, 1999	Salvador Perez	Aug. 23-29, 2021
George Brett	July 1-7, 1985	Jermaine Dye	April 24-30, 2000	Andrew Benintendi	Sept. 6-12, 2021
Bret Saberhagen	July 8-14, 1985	Mike Sweeney	June 25-July 1, 2001	Vinnie Pasquantino	Aug. 8-14, 2022
George Brett	Aug. 11-17, 1986	Carlos Beltrán*	Aug. 20-26, 2001		
Kevin Seitzer	July 27-Aug. 2, 1987	Mike Sweeney	May 20-26, 2002	*co-winner	

## ALL-STAR FUTURES GAME SELECTIONS

### ROYALS ALL-STAR FUTURES GAME SELECTIONS (40)

YEAR	PLAYER	TEAM	YEAR	PLAYER	TEAM	YEAR	PLAYER	TEAM
1999	Dee Brown (OF)	US	2009	Danny Duffy (P)	US	2017	Foster Griffin (P)	US
	Goefrey Tomlinson (OF)	World	2010	Eric Hosmer (IF)	US	2018	Seuly Matias (OF)	World
2000	Jeff Austin (P)	US		Mike Moustakas (IF)	US	2019	Kris Bubic (P)	AL
	Chris George (P)	US	2011	Kelvin Herrera (P)	World		Brady Singer (P)	AL
2001	Chris George (P)	US		Wil Myers (OF)	US	2021	Nick Pratto (IF)	AL
	Angel Berroa (IF)	World	2012	Wil Myers (OF)	US		Bobby Witt (IF)	AL
2002	Angel Berroa (IF)	World		Jake Odorizzi (P)	US	2022	Nick Pratto (IF)	AL
2003	Zack Greinke (P)	US		Yordano Ventura (P)	World		Alec Marsh (P)	AL
	Alexis Gómez (OF)	World	2013	Yordano Ventura (P)	World			
2004	Andrés Blanco (IF)	World		Miguel Almonte (P)	World			
	Ruben Gotay (IF)	World	2014	Christian Binford (P)	US			
2005	Justin Huber (IF)	World	2015	Keury Mella (P)	World			
2006	Alex Gordon (IF)	US		Cheslor Cuthbert (IF)	World			
	Billy Butler (OF)	US		Adalberto Mondesi (IF)	World			
2007	Luke Hochevar (P)	US	2016	Hunter Dozier (IF)	US			
2008	Julio Pimentel (P)	World		Jorge Bonifacio (OF)	World			

### BACK TO THE FUTURE

The All-Star Futures Game is held in conjunction with the Major League Baseball All-Star Game to showcase the best players in the minor leagues. From the inaugural event in 1999 through 2018, a team from the United States faced a team of players from other countries. Since 2019, the teams are comprised of players from American League organizations and National League organizations.

The Royals have had 35 different players selected to the All-Star Futures Game, including five two-time selections: **Chris George** (2000-01), **Angel Berroa** (2001-02), **Wil Myers** (2011-12), **Yordano Ventura** (2012-13) and **Nick Pratto** (2021-22).



Kauffman Stadium hosted the 2012 All-Star Futures Game

# RAWLINGS GOLD GLOVE AWARD WINNERS

## GOOD AS GOLD

Since 2011, the Royals have won a Major League-best 20 *Rawlings* Gold Glove Awards, ahead of the Cardinals (18), Rockies (15), Diamondbacks (14) and Braves (14). Their 20 *Rawlings* Gold Gloves over the last 12 seasons are seven more than the next closest American League team, the Orioles (13). The Royals had at least one *Rawlings* Gold Glove Award winner in 11 consecutive seasons from 2011-21, which was the longest active streak in the Majors. Overall, 15 different Royals have won 38 *Rawlings* Gold Gloves, including eight each by **Alex Gordon** and **Frank White**. Gordon owns the Royals only two *Rawlings* Platinum Glove Awards (2014, 2020).



Alex Gordon accepts his fifth of eight *Rawlings* Gold Gloves



Frank White accepts his first of eight *Rawlings* Gold Gloves

### Rawlings Gold Glove Award winners

#### By season

Amos Otis (OF)	1971
Amos Otis (OF)	1973
Amos Otis (OF)	1974
Al Cowens (OF)	1977
Frank White (2B)	1977
Frank White (2B)	1978
Frank White (2B)	1979
Frank White (2B)	1980
Willie Wilson (OF)	1980
Frank White (2B)	1981
Frank White (2B)	1982
George Brett (3B)	1985
Frank White (2B)	1986
Frank White (2B)	1987
Bob Boone (C)	1989
Bret Saberhagen (P)	1989
Jermaine Dye (OF)	2000
Mark Grudzielanek (2B)	2006
Alex Gordon (LF)	2011
Alex Gordon (LF)	2012
Alex Gordon (LF)	2013
Eric Hosmer (1B)	2013
Salvador Perez (C)	2013
Alex Gordon (LF)	2014
Eric Hosmer (1B)	2014
Salvador Perez (C)	2014
Alcides Escobar (SS)	2015
Eric Hosmer (1B)	2015
Salvador Perez (C)	2015
Salvador Perez (C)	2016
Alex Gordon (LF)	2017
Eric Hosmer (1B)	2017
Alex Gordon (LF)	2018
Salvador Perez (C)	2018
Alex Gordon (LF)	2019
Alex Gordon (LF)	2020
Andrew Benintendi (LF)	2021
Michael A. Taylor (CF)	2021

### Rawlings Gold Glove Award winners

#### By position

Bret Saberhagen (P)	1989
Bob Boone (C)	1989
Salvador Perez (C)	2013
Salvador Perez (C)	2014
Salvador Perez (C)	2015
Salvador Perez (C)	2016
Salvador Perez (C)	2018
Eric Hosmer (1B)	2013
Eric Hosmer (1B)	2014
Eric Hosmer (1B)	2015
Eric Hosmer (1B)	2017
Frank White (2B)	1977
Frank White (2B)	1978
Frank White (2B)	1979
Frank White (2B)	1980
Frank White (2B)	1981
Frank White (2B)	1982
Frank White (2B)	1986
Frank White (2B)	1987
Mark Grudzielanek (2B)	2006
George Brett (3B)	1985
Alcides Escobar (SS)	2015
Alex Gordon (LF)	2011
Alex Gordon (LF)	2012
Alex Gordon (LF)	2013
Alex Gordon (LF)	2014
Alex Gordon (LF)	2017
Alex Gordon (LF)	2018
Alex Gordon (LF)	2019
Alex Gordon (LF)	2020
Andrew Benintendi (LF)	2021
Michael A. Taylor (CF)	2021
Amos Otis (OF)	1971
Amos Otis (OF)	1973
Amos Otis (OF)	1974
Al Cowens (OF)	1977
Willie Wilson (OF)	1980
Jermaine Dye (OF)	2000

### Rawlings Gold Glove Award winners

#### By number of awards

8	Alex Gordon (2011-14, 17-20)
8	Frank White (1977-82, 86-87)
5	Salvador Perez (2013-16, 18)
4	Eric Hosmer (2013-15, 17)
3	Amos Otis (1971, 73-74)
1	Al Cowens (1977)
1	Willie Wilson (1980)
1	George Brett (1985)
1	Bret Saberhagen (1989)
1	Bob Boone (1989)
1	Jermaine Dye (2000)
1	Mark Grudzielanek (2006)
1	Alcides Escobar (2015)
1	Andrew Benintendi (2021)
1	Michael A. Taylor (2021)

### Most Rawlings Gold Gloves since 2011

#### 20 Kansas City Royals

18	St. Louis Cardinals
15	Colorado Rockies
14	Arizona Diamondbacks
14	Atlanta Braves
13	Baltimore Orioles
12	Boston Red Sox
9	Chicago Cubs
9	Cleveland Guardians
9	Houston Astros
9	Los Angeles Dodgers
7	Oakland Athletics
7	Texas Rangers
6	Los Angeles Angels
6	New York Yankees
6	San Francisco Giants
5	Cincinnati Reds
5	Chicago White Sox
5	Pittsburgh Pirates
5	Tampa Bay Rays



## TEAM AWARDS

The Royals annual Player of the Year Award is named in honor of **Les Milgram**, the late Kansas City businessman, community leader and Royals board member.

The Royals annual Pitcher of the Year Award is named in honor of **Bruce Rice**, the popular Kansas City-area sportscaster who died of a heart attack in 1978.

The Special Achievement Award is named in honor of Royals Hall of Famer **Joe Burke**, the club's GM and President during his 20 years with the Royals from 1973-92.

LES MILGRAM PLAYER OF THE YEAR		BRUCE RICE PITCHER OF THE YEAR		JOE BURKE SPECIAL ACHIEVEMENT	
Amos Otis, Fred Patek	1971	Dick Drago	1971	B. Lemon, B. Robinson, C. Rojas	1971
John Mayberry	1972	Roger Nelson	1972	George Toma	1972
Amos Otis	1973	Paul Splittorff	1973	Steve Busby	1973
Hal McRae	1974	Steve Busby	1974	Hank Bauer	1974
George Brett	1975	Dennis Leonard	1975	-	1975
George Brett	1976	Mark Littell	1976	-	1976
Al Cowens	1977	Dennis Leonard	1977	-	1977
Amos Otis	1978	Larry Gura	1978	John Kauffman	1978
George Brett	1979	Dennis Leonard	1979	-	1979
George Brett	1980	Dan Quisenberry	1980	Willie Wilson	1980
Willie Wilson	1981	Larry Gura	1981	Frank White, Bill Gorman	1981
Hal McRae	1982	Dan Quisenberry	1982	J. Wathan, F. White, W. Wilson	1982
Frank White	1983	Dan Quisenberry	1983	Lee MacPhail	1983
Willie Wilson	1984	Dan Quisenberry	1984	Greg Pryor	1984
George Brett	1985	Bret Saberhagen	1985	Charlie Leibrandt	1985
Frank White	1986	Mark Gubicza	1986	-	1986
Danny Tartabull	1987	Bret Saberhagen	1987	Kevin Seitzer	1987
George Brett	1988	Mark Gubicza	1988	Frank White	1988
Jim Eisenreich	1989	Bret Saberhagen	1989	Jeff Montgomery	1989
George Brett	1990	Steve Farr	1990	Kevin Appier	1990
Danny Tartabull	1991	Bret Saberhagen	1991	Bill Pecota, Steve Palermo	1991
George Brett	1992	Kevin Appier	1992	Rusty Meacham	1992
Greg Gagne	1993	Kevin Appier	1993	Mike Macfarlane	1993
Bob Hamelin	1994	David Cone	1994	-	1994
Gary Gaetti	1995	Kevin Appier	1995	Keith Lockhart	1995
Tom Goodwin	1996	Tim Belcher	1996	Jose Offerman	1996
Jay Bell	1997	Tim Belcher	1997	Jeff Montgomery	1997
Dean Palmer	1998	Jeff Montgomery	1998	Scott Service	1998
Jermaine Dye	1999	José Rosado	1999	Mike Sweeney	1999
Mike Sweeney	2000	Jeff Suppan	2000	Jermaine Dye	2000
Carlos Beltrán	2001	Jeff Suppan	2001	-	2001
Mike Sweeney	2002	Paul Byrd	2002	Raúl Ibañez	2002
Carlos Beltrán	2003	Darrell May	2003	Angel Berroa	2003
David DeJesus	2004	Zack Greinke	2004	-	2004
Mike Sweeney	2005	Mike MacDougal	2005	-	2005
Mark Teahen	2006	Mark Redman	2006	Mark Grudzielanek	2006
Mark Grudzielanek	2007	Gil Meche	2007	Brian Bannister	2007
Mike Aviles	2008	Joakim Soria	2008	Zack Greinke	2008
Billy Butler	2009	Zack Greinke	2009	Alberto Callaspo	2009
Billy Butler	2010	Joakim Soria	2010	Bruce Chen	2010
Alex Gordon	2011	Bruce Chen	2011	Eric Hosmer	2011
Billy Butler	2012	Greg Holland	2012	Alcides Escobar	2012
Eric Hosmer	2013	Greg Holland	2013	James Shields	2013
Lorenzo Cain	2014	Wade Davis	2014	Yordano Ventura	2014
Lorenzo Cain	2015	Wade Davis	2015	Escobar, Moustakas, Zobrist	2015
Eric Hosmer	2016	Danny Duffy	2016	Jarrod Dyson	2016
Eric Hosmer	2017	Jason Vargas	2017	Mike Moustakas	2017
Whit Merrifield	2018	Brad Keller	2018	Adalberto Mondesi	2018
Jorge Soler	2019	Ian Kennedy	2019	Whit Merrifield	2019
Salvador Perez	2020	Brad Keller	2020	Alex Gordon	2020
Salvador Perez	2021	Scott Barlow	2021	Nicky Lopez	2021
Bobby Witt Jr.	2022	Brady Singer	2022	Salvador Perez	2022

All team awards are voted on by the Kansas City chapter of the Baseball Writers Association of America

## TEAM AWARDS (CONT.)

ROYALS PLAYERS OF THE MONTH						
YEAR	APRIL	MAY	JUNE	JULY	AUGUST	SEPTEMBER
1995	-	Gary Gaetti	Tom Goodwin	Wally Joyner	Gary Gaetti	Keith Lockhart
1996	Bip Roberts	Keith Lockhart	Mike MacFarlane	Tom Goodwin	Michael Tucker	Jose Offerman
1997	Bip Roberts	Jay Bell	Jeff King	Jay Bell	Chili Davis	Jeff King
1998	Dean Palmer	Johnny Damon	Jeff King	Jose Offerman	Jose Offerman	Johnny Damon
1999	Jermaine Dye	Johnny Damon	Joe Randa	Joe Randa	Mike Sweeney	Mark Quinn
2000	Jermaine Dye	Mike Sweeney	Mike Sweeney	Johnny Damon	Johnny Damon	Johnny Damon
2001	Mark Quinn	Rey Sánchez	Mike Sweeney	Raúl Ibañez	Carlos Beltrán	Carlos Beltrán
2002	Mike Sweeney	Mike Sweeney	Mike Sweeney	Raúl Ibañez	Raúl Ibañez	Mike Sweeney
2003	Joe Randa	Mike Sweeney	Angel Berroa	Angel Berroa	Joe Randa	Carlos Beltrán
2004	Carlos Beltrán	Ken Harvey	Angel Berroa	Mike Sweeney	David DeJesus	Joe Randa
2005	Mike Sweeney	Mike Sweeney	Emil Brown	Mike Sweeney	Matt Stairs	Mark Teahen
2006	Shane Costa	Mark Grudzielanek	David DeJesus	Mark Teahen	Mark Teahen	Esteban Germán
2007	David DeJesus	Mark Teahen	Alex Gordon	Billy Butler	Joey Gathright	Alex Gordon
2008	Alex Gordon	José Guillén	José Guillén	Mike Aviles	Mike Aviles	Ryan Shealy
2009	Mark Teahen	Billy Butler	Miguel Olivo	Billy Butler	David DeJesus	Billy Butler
2010	José Guillén	Billy Butler	David DeJesus	Wilson Betemit	Y. Betancourt	Mike Aviles
2011	Alex Gordon	Eric Hosmer	Alex Gordon	Melky Cabrera	Alex Gordon	Eric Hosmer
2012	Billy Butler	Jeff Francoeur	Alex Gordon	Billy Butler	Alex Gordon	Billy Butler
2013	Alex Gordon	Alex Gordon	Eric Hosmer	Eric Hosmer	Eric Hosmer	Salvador Perez
2014	Omar Infante	Alex Gordon	Alcides Escobar	Eric Hosmer	Alex Gordon	Nori Aoki
2015	Mike Moustakas	Eric Hosmer	Mike Moustakas	Lorenzo Cain	Ben Zobrist	Kendrys Morales
2016	Eric Hosmer	Paulo Orlando	Kendrys Morales	Cheslor Cuthbert	Alex Gordon	Kendrys Morales
2017	Mike Moustakas	Eric Hosmer	Lorenzo Cain	Eric Hosmer	Eric Hosmer	Alcides Escobar
2018	Mike Moustakas	Jon Jay	Whit Merrifield	Salvador Perez	Whit Merrifield	A. Mondesi
2019	Hunter Dozier	Whit Merrifield	Whit Merrifield	Jorge Soler	Jorge Soler	Jorge Soler
2020	-	-	-	-	Whit Merrifield	A. Mondesi
2021	Salvador Perez	A. Benintendi	Whit Merrifield	Salvador Perez	Salvador Perez	A. Benintendi
2022	A. Benintendi	A. Benintendi	Bobby Witt Jr.	Nicky Lopez	Salvador Perez	V. Pasquantino

MULTI-TIME WINNERS						
13	Alex Gordon	4	Andrew Benintendi	2	Adalberto Mondesi	
13	Mike Sweeney	4	Carlos Beltrán	2	Alcides Escobar	
11	Eric Hosmer	4	Mike Moustakas	2	Bip Roberts	
8	Billy Butler	3	Angel Berroa	2	Gary Gaetti	
6	<b>Salvador Perez</b>	3	Jeff King	2	Jay Bell	
6	Johnny Damon	3	Jorge Soler	2	Jermaine Dye	
6	Whit Merrifield	3	José Guillén	2	Keith Lockhart	
5	David DeJesus	3	Jose Offerman	2	Lorenzo Cain	
5	Joe Randa	3	Kendrys Morales	2	Mark Quinn	
5	Mark Teahen	3	Mike Aviles	2	Tom Goodwin	
	active Royals in <b>BOLD</b>	3	Raúl Ibañez			

## TEAM AWARDS (CONT.)

ROYALS PITCHERS OF THE MONTH						
YEAR	APRIL	MAY	JUNE	JULY	AUGUST	SEPTEMBER
1995	-	Kevin Appier	Kevin Appier	Mike Magnante	Jason Jacome	Tom Gordon
1996	Tim Belcher	Chris Haney	Kevin Appier	José Rosado	José Rosado	Kevin Appier
1997	Kevin Appier	Kevin Appier	José Rosado	Jeff Montgomery	Jeff Montgomery	Jeff Montgomery
1998	Scott Service	Pat Rapp	Scott Service	Jeff Montgomery	Tim Belcher	Tim Belcher
1999	José Rosado	Kevin Appier	Jeff Suppan	Scott Service	Jeff Suppan	Jay Witasick
2000	José Santiago	Jerry Spradlin	Ricky Bottalico	Mac Suzuki	Dan Reichert	Blake Stein
2001	Dan Reichert	Chad Durbin	Chad Durbin	Kris Wilson	Paul Byrd	Cory Bailey
2002	Paul Byrd	Paul Byrd	Ro. Hernández	Paul Byrd	Jason Grimsley	Darrell May
2003	Ru. Hernández	Darrell May	Mike MacDougal	José Lima	Darrell May	Brian Anderson
2004	Jimmy Gobble	Dennys Reyes	Jaime Cerda	Darrell May	Zack Greinke	Zack Greinke
2005	Andrew Sisco	Mike Wood	Ru. Hernández	Mike MacDougal	Andrew Sisco	Mike MacDougal
2006	Ambiorix Burgos	Jimmy Gobble	Mark Redman	Luke Hudson	Luke Hudson	Joe Nelson
2007	Gil Meche	David Riske	Brian Bannister	Brian Bannister	Brian Bannister	Joakim Soria
2008	Zack Greinke	Joakim Soria	Joakim Soria	Ron Mahay	Gil Meche	Zack Greinke
2009	Zack Greinke	Zack Greinke	Luke Hochevar	Joakim Soria	Zack Greinke	Zack Greinke
2010	Joakim Soria	Luke Hochevar	Robinson Tejada	Joakim Soria	Joakim Soria	Bruce Chen
2011	Aaron Crow	Jeff Francis	Joakim Soria	Louis Coleman	Bruce Chen	Luke Hochevar
2012	Aaron Crow	Felipe Paulino	Luke Hochevar	Greg Holland	Jeremy Guthrie	Jeremy Guthrie
2013	Ervin Santana	Greg Holland	Greg Holland	Greg Holland	James Shields	James Shields
2014	James Shields	Wade Davis	Danny Duffy	Wade Davis	Wade Davis	Jeremy Guthrie
2015	Wade Davis	Chris Young	Edinson Vólquez	Wade Davis	Yordano Ventura	Yordano Ventura
2016	Wade Davis	Ian Kennedy	Danny Duffy	Danny Duffy	Ian Kennedy	Peter Moylan
2017	Jason Vargas	Mike Minor	Jason Vargas	Danny Duffy	Jakob Junis	Mike Minor
2018	Jakob Junis	Kelvin Herrera	Brad Keller	Danny Duffy	Brad Keller	Brad Keller
2019	Ian Kennedy	Jake Diekman	Ian Kennedy	Brad Keller	Mike Montgomery	Danny Duffy
2020					Brad Keller	Brady Singer
2021	Danny Duffy	Scott Barlow	Scott Barlow	Brad Keller	Carlos Hernández	Kris Bubic
2022	Brad Keller	Brady Singer	Scott Barlow	Brady Singer	Brady Singer	Brady Singer

### MULTI-TIME WINNERS

8	<b>Zack Greinke</b>	4	Darrell May	2	Aaron Crow
8	Joakim Soria	4	Greg Holland	2	Andrew Sisco
7	<b>Brad Keller</b>	4	Ian Kennedy	2	Bruce Chen
7	Danny Duffy	4	Jeff Montgomery	2	Chad Durbin
7	Kevin Appier	4	José Rosado	2	Dan Reichert
6	Wade Davis	4	Luke Hochevar	2	Gil Meche
5	<b>Brady Singer</b>	4	Paul Byrd	2	Jakob Junis
		3	Brian Bannister	2	Jason Vargas
		3	James Shields	2	Jeff Suppan
		3	Jeremy Guthrie	2	Jimmy Gobble
		3	Mike MacDougal	2	Luke Hudson
		3	<b>Scott Barlow</b>	2	Mike Minor
		3	Scott Service	2	Runelvys Hernández
		3	Tim Belcher	2	Yordano Ventura

active Royals in **BOLD**

### SINGER'S GREATEST HITS

**Brady Singer** won Royals Pitcher of the Month four times in 2022, becoming the first to do so since **Zack Greinke** during his 2009 Cy Young Award-winning season. Singer's honors came in May, July, August and September, making him the first to win Royals Pitcher of the Month in three consecutive months within the same season since **Greg Holland** in 2013. During the first three years of his career, Singer has won five of the possible 14 Pitcher of the Month Awards, which are the 7th most since the award was first given in 1995.



Salvador Perez and Brady Singer accept August 2022 Player and Pitcher of the Month Awards.

## ALL-STAR SELECTIONS

ALL-STAR SELECTIONS (141)					
Ellie Rodríguez (C-DNP)	1969	George Brett (3B)*	1983	Joakim Soria (P-DNP)	2010
Amos Otis (OF)	1970	Dan Quisenberry (P)	1983	Aaron Crow (P-DNP)	2011
Cookie Rojas (2B)	1971	Willie Wilson (OF)	1983	Billy Butler (1B/DH)	2012
Amos Otis (OF)	1971	George Brett (3B)*	1984	Ned Yost (Coach)	2012
Bob Lemon (Coach)	1972	Dan Quisenberry (P-DNP)	1984	Nick Kenney (Trainer)	2012
Amos Otis (OF-INJ, DNP)	1972	George Brett (3B)*	1985	Alex Gordon (OF)	2013
Fred Patek (SS)	1972	Dick Howser (Coach)	1985	Greg Holland (P)	2013
Lou Piniella (OF)	1972	George Brett (3B-INJ DNP)#	1986	Salvador Perez (C)	2013
Cookie Rojas (2B)	1972	Dick Howser (Manager)	1986	Alex Gordon (OF-DNP)	2014
Richie Scheinblum (OF)	1972	Frank White (2B)	1986	Salvador Perez (C)*	2014
John Mayberry (1B)*	1973	George Brett (3B-INJ, DNP)	1987	Greg Holland (P)	2014
Amos Otis (OF)*	1973	Bret Saberhagen (P)*	1987	Ned Yost (OF)*	2015
Cookie Rojas (2B)	1973	Kevin Seitzer (3B)	1987	Wade Davis (P)	2015
Steve Busby (P-DNP)	1974	George Brett (1B)	1988	Alcides Escobar (SS)*	2015
John Mayberry (1B)	1974	Mark Gubicza (P)	1988	Alex Gordon (OF - INJ, DNP)#	2015
Jack McKeon (Coach)	1974	Kurt Stillwell (SS)	1988	Kelvin Herrera (P)	2015
Cookie Rojas (2B-DNP)	1974	<b>Bo Jackson (OF)*+</b>	<b>1989</b>	Mike Moustakas (3B)	2015
Steve Busby (P)	1975	Mark Gubicza (P)	1989	Salvador Perez (C)*	2015
Hal McRae (OF)	1975	Bret Saberhagen (P)	1990	Ned Yost (Manager)	2015
George Brett (3B)*	1976	Mickey Cobb (Trainer)	1990	Dave Eiland (Coach)	2015
Jim Dudley (Trainer)	1976	Danny Tartabull (DH)*	1991	Pedro Grifol (Coach)	2015
Hal McRae (OF)	1976	Jeff Montgomery (P)	1992	Doug Henry (Coach)	2015
Amos Otis (OF)	1976	Hal McRae (Coach)	1992	Mike Jirschele (Coach)	2015
Fred Patek (SS)	1976	Jeff Montgomery (P)	1993	Rusty Kuntz (Coach)	2015
George Brett (3B)*	1977	David Cone (P)	1994	Dale Sveum (Coach)	2015
George Brett (3B)*	1978	Kevin Appier (P)	1995	Don Wakamatsu (Coach)	2015
Whitey Herzog (Coach)	1978	Jeff Montgomery (P-DNP)	1996	Wade Davis (P - INJ DNP)	2016
Fred Patek (SS)	1978	Bob Boone (Coach)	1996	Kelvin Herrera (P)	2016
Darrell Porter (C-DNP)	1978	Nick Swartz (Trainer)	1996	Eric Hosmer (1B)*+	2016
Frank White (2B)	1978	José Rosado (P)	1997	<b>Salvador Perez (C)*</b>	<b>2016</b>
George Brett (3B)*	1979	Dean Palmer (3B)	1998	Ned Yost (Manager)	2016
Darrell Porter (C)*	1979	José Rosado (P)	1999	Dave Eiland (Coach)	2016
Frank White (2B)*	1979	Jermaine Dye (OF)*	2000	Pedro Grifol (Coach)	2016
George Brett (3B-INJ, DNP)#	1980	Mike Sweeney (1B)	2000	Doug Henry (Coach)	2016
Larry Gura (P-DNP)	1980	Mike Sweeney (1B)	2001	Mike Jirschele (Coach)	2016
Darrell Porter (C)	1980	Tony Muser (Coach)	2001	Rusty Kuntz (Coach)	2016
<b>George Brett (3B)*</b>	<b>1981</b>	Mike Sweeney (1B)	2002	Dale Sveum (Coach)	2016
Jim Frey (Manager)	1981	Mike Sweeney (1B-DNP)	2003	Don Wakamatsu (Coach)	2016
Frank White (2B)	1981	Mike MacDougal (P-DNP)	2003	Salvador Perez (C)*	2017
George Brett (3B)*	1982	Ken Harvey (1B)	2004	Mike Moustakas (3B)	2017
Mickey Cobb (Trainer)	1982	Tony Peña (Coach)	2004	Jason Vargas (P)	2017
Dick Howser (Coach)	1982	Mike Sweeney (1B)	2005	Salvador Perez (C)*	2018
Hal McRae (OF)	1982	Mark Redman (P-DNP)	2006	Kyle Turner (Trainer)	2018
Dan Quisenberry (P)	1982	Nick Swartz (Trainer)	2006	Whit Merrifield (OF)	2019
Frank White (2B)	1982	Gil Meche (P-DNP)	2007	No Game	2020
Willie Wilson (OF)	1982	Joakim Soria (P)	2008	Whit Merrifield (1F)	2021
		Zack Greinke (P)	2009	Salvador Perez (C)*	2021
*starter		Trey Hillman (Coach)	2009	Andrew Benintendi (OF)	2022
+All-Star Game MVP		#selected starter, but didn't play		Most votes in AL in <b>BOLD</b>	

MULTI-TIME ALL-STARS					
13	George Brett	3	Jeff Montgomery	2	Mark Gubicza
7	<b>Salvador Perez</b>	3	Ned Yost (Coach/Manager)	2	Mickey Cobb (Trainer)
5	Amos Otis	2	Bret Saberhagen	2	Mike Jirschele (Coach)
5	Frank White	2	Dale Sveum (Coach)	2	Mike Moustakas
5	Mike Sweeney	2	Dave Eiland (Coach)	2	Nick Swartz (Trainer)
4	Cookie Rojas	2	Don Wakamatsu (Coach)	2	Pedro Grifol (Coach)
4	Hal McRae*	2	Doug Henry (Coach)	2	Rusty Kuntz (Coach)
3	Alex Gordon	2	Greg Holland	2	Steve Busby
3	Dan Quisenberry	2	Joakim Soria	2	Wade Davis
3	Darrell Porter	2	John Mayberry	2	Whit Merrifield
3	Dick Howser (Coach/Manager)	2	José Rosado	2	Willie Wilson
3	Fred Patek	2	Kelvin Herrera		*McRae 3x as player, 1x as coach

## HOME RUN DERBY



**Bo Jackson** hit 1 HR in the 1989 Home Run Derby in Anaheim, but his leadoff home run in the All-Star Game earned him MVP honors. Bo also stole second base in the 2nd inning, making him one of four players to record a HR and a steal in an All-Star Game, along with **Willie Mays** (1960), **Roberto Alomar** (1998) and **J.D. Drew** (2008).



**Mike Moustakas** hit 10 home runs in the first round of the 2017 Home Run Derby in Miami, including one on his first swing. After a seven-out slump, Moose hit 9 HR over 12 swings, but finished 1 HR shy of **Miguel Sanó**, his first-round opponent.



### ROYALS IN THE HR DERBY

YEAR	PLAYER	SITE	HR
1989	Bo Jackson	Anaheim	1
1991	Danny Tartabull*	Toronto	2
2017	Mike Moustakas	Miami	10
2022	Salvador Perez	Denver	28

\*not pictured

**Salvador Perez** put on a show during the 2021 Home Run Derby in Colorado, hitting 28 home runs, the 2nd-highest first-round total. Unfortunately, his first-round opponent was **Pete Alonso**, who hit a first-round record 35 homers en route to winning his second straight Home Run Derby. Salvy's 28 homers had an average distance of 446 ft., according to *Statcast*, and his longest traveled 491 ft. Perez's 28 homers are the most by a Royal in Home Run Derby history, and were the most ever by a catcher in the Home Run Derby.

Salvy joined all Derby participants in 2021 by wearing No. 44 in honor of **Hank Aaron**, who passed away earlier that year. Perez is pictured above with Royals Coach **Miguel Garcia**, who threw to Salvy in the 2021 Derby.

### 2012 HOME RUN DERBY AT KAUFFMAN STADIUM

PLAYER	TEAM	ROUND 1	ROUND 2	SUBTOTAL	FINALS	TOTAL
<b>Prince Fielder</b>	<b>Tigers</b>	<b>5</b>	<b>11</b>	<b>16</b>	<b>12</b>	<b>28</b>
José Bautista	Blue Jays	11	2	13 (2)	7	20
Mark Trumbo	Angels	7	6	13 (1)	—	13
Carlos Beltrán	Cardinals	7	5	12	—	12
Carlos González	Rockies	4	—	4	—	4
Andrew McCutchen	Pirates	4	—	4	—	4
Matt Kemp	Dodgers	1	—	1	—	1
Robinson Canó	Yankees	0	—	0	—	0

Subtotals in parentheses denote swing-offs

# 1960 ALL-STAR GAME



Kansas City hosted the All-Star Game for the first time on July 11, 1960, in the 28th version of the Midsummer Classic at Municipal Stadium. The game was attended by 30,619 fans.

No MVP was named, but **Willie Mays** went 3-for-4 with a run, and **Ernie Banks** had 2 hits, including a 2-run HR in the National League's 3-run 1st inning. The game featured 16 future Hall of Famers (plus Hall of Fame Managers **Walter Alston** and **Al Lopez**), all indicated in **BOLD** in the box score below. **Ted Williams**, who would retire at the end of the 1960 season, grounded out to second base as a pinch hitter in the 2nd inning in what was the last of his 19 All-Star Game selections. **Stan Musial** recorded an infield single as a pinch hitter in the 8th.

TEAMS	1	2	3	4	5	6	7	8	9	R	H	E	LOB
<b>NL ALL-STAR</b>	<b>3</b>	<b>1</b>	<b>1</b>	<b>0</b>	<b>0</b>	<b>0</b>	<b>0</b>	<b>0</b>	<b>0</b>	<b>5</b>	<b>12</b>	<b>4</b>	<b>8</b>
<b>AL ALL-STAR</b>	<b>0</b>	<b>0</b>	<b>0</b>	<b>0</b>	<b>0</b>	<b>1</b>	<b>0</b>	<b>2</b>	<b>0</b>	<b>3</b>	<b>6</b>	<b>1</b>	<b>9</b>
<b>WIN:</b> Bob Friend <b>LOSS:</b> Bill Monbouquette <b>SAVE:</b> Vern Law <b>ATTENDANCE:</b> 30,619 <b>TOG:</b> 2:39													

NL ALL-STAR BATTERS	AB	R	H	RBI	BB	SO	AL ALL-STAR BATTERS	AB	R	H	RBI	BB	SO
<b>Willie Mays CF</b>	<b>4</b>	<b>1</b>	<b>3</b>	<b>0</b>	<b>0</b>	<b>0</b>	<b>Minnie Minoso LF</b>	<b>3</b>	<b>0</b>	<b>0</b>	<b>0</b>	<b>0</b>	<b>0</b>
Vada Pinson CF	1	0	0	0	0	1	Jim Lemon LF	1	0	0	0	1	1
Bob Skinner LF	4	1	1	1	0	1	Frank Malzone 3B	3	0	0	0	0	0
<b>Orlando Cepeda LF</b>	<b>1</b>	<b>0</b>	<b>0</b>	<b>0</b>	<b>0</b>	<b>1</b>	<b>Brooks Robinson 3B</b>	<b>2</b>	<b>0</b>	<b>0</b>	<b>0</b>	<b>0</b>	<b>0</b>
<b>Eddie Mathews 3B</b>	<b>4</b>	<b>0</b>	<b>0</b>	<b>0</b>	<b>0</b>	<b>0</b>	Roger Maris RF	2	0	0	0	0	1
Ken Boyer 3B	0	0	0	0	1	0	Harvey Kuenn RF	3	1	1	0	0	0
<b>Henry Aaron RF</b>	<b>4</b>	<b>0</b>	<b>0</b>	<b>0</b>	<b>0</b>	<b>0</b>	<b>Mickey Mantle CF</b>	<b>0</b>	<b>0</b>	<b>0</b>	<b>0</b>	<b>2</b>	<b>0</b>
<b>Roberto Clemente RF</b>	<b>1</b>	<b>0</b>	<b>0</b>	<b>0</b>	<b>0</b>	<b>0</b>	<b>Al Kaline CF</b>	<b>2</b>	<b>2</b>	<b>1</b>	<b>2</b>	<b>0</b>	<b>0</b>
<b>Ernie Banks SS</b>	<b>4</b>	<b>2</b>	<b>2</b>	<b>2</b>	<b>0</b>	<b>0</b>	Bill Skowron 1B	3	0	1	0	0	2
Dick Groat SS	0	0	0	0	0	0	Frank Lary P	0	0	0	0	0	0
Joe Adcock 1B	3	0	2	0	0	0	Sherm Lollar PH	1	0	0	0	0	0
Bill White PR-1B	1	0	0	0	0	1	Bud Daley P	0	0	0	0	0	0
<b>Bill Mazerowski 2B</b>	<b>2</b>	<b>0</b>	<b>1</b>	<b>1</b>	<b>0</b>	<b>0</b>	<b>Yogi Berra C</b>	<b>2</b>	<b>0</b>	<b>0</b>	<b>0</b>	<b>0</b>	<b>0</b>
<b>Stan Musial PH</b>	<b>1</b>	<b>0</b>	<b>1</b>	<b>0</b>	<b>0</b>	<b>0</b>	Elston Howard C	1	0	0	0	1	1
Tony Taylor PR	0	0	0	0	0	0	Pete Runnels 2B	1	0	0	0	1	0
Charlie Neal 2B	0	0	0	0	0	0	<b>Nellie Fox 2B</b>	<b>2</b>	<b>0</b>	<b>1</b>	<b>1</b>	<b>0</b>	<b>0</b>
Del Crandall C	3	1	2	1	0	0	Ron Hansen SS	2	0	1	0	0	1
Smoky Burgess C	1	0	0	0	0	0	<b>Luis Aparicio SS</b>	<b>2</b>	<b>0</b>	<b>0</b>	<b>0</b>	<b>0</b>	<b>0</b>
Bob Friend P	2	0	0	0	0	2	Bill Monbouquette P	0	0	0	0	0	0
Mike McCormick P	1	0	0	0	0	0	<b>Ted Williams PH</b>	<b>1</b>	<b>0</b>	<b>0</b>	<b>0</b>	<b>0</b>	<b>0</b>
Roy Face P	0	0	0	0	0	0	Chuck Estrada P	0	0	0	0	0	0
Norm Larker PH	1	0	0	0	0	0	Jim Coates P	0	0	0	0	0	0
Bob Buhl P	0	0	0	0	0	0	Al Smith PH	1	0	0	0	0	0
Vern Law P	0	0	0	0	0	0	Gary Bell P	0	0	0	0	0	0
<b>TEAM TOTALS</b>	<b>38</b>	<b>5</b>	<b>12</b>	<b>5</b>	<b>1</b>	<b>6</b>	Jim Gentile PH-1B	2	0	1	0	0	1
							<b>TEAM TOTALS</b>	<b>34</b>	<b>3</b>	<b>6</b>	<b>3</b>	<b>5</b>	<b>7</b>

**2B:** Ernie Banks, Willie Mays, Joe Adcock **3B:** Willie Mays **HR:** Ernie Banks (Monbouquette, 1st inn, 1 on) Del Crandall (Monbouquette, 2nd inn, 0 on) **HBP:** Bill Mazerowski **TB:** Willie Mays 6; Ernie Banks 6; Del Crandall 5; Joe Adcock 3; Bill Mazerowski; Bob Skinner; Stan Musial **GIDP:** Del Crandall **RISP:** 5 for 12 **SB:** Bob Skinner (1, 2nd base off Monbouquette/Berra) **Pickoffs:** Ken Boyer (1st base by Bud Daley) **DP:** 1. Banks-Mazerowski-White. **E:** Charlie Neal (1); Smoky Burgess (1); Eddie Mathews 2 (2) **Outfield Assists:** Henry Aaron (Kuenn at 2nd base)

**HR:** Al Kaline (Buhl, 8th inn, 1 on) **TB:** Al Kaline 4; Nellie Fox; Jim Gentile; Bill Skowron; Ron Hansen; Harvey Kuenn **GIDP:** Luis Aparicio **RISP:** 1 for 7 **DP:** Malzone-Skowron **E:** Bud Daley

NL ALL-STAR PITCHERS	IP	H	R	ER	BB	SO	AL ALL-STAR PITCHERS	IP	H	R	ER	BB	SO
Bob Friend (W)	3.0	1	0	0	1	2	Bill Monbouquette (L)	2.0	5	4	4	0	2
Mike McCormick	2.1	3	1	0	3	2	Chuck Estrada	1.0	4	1	1	0	1
Roy Face, H	1.2	0	0	0	0	2	Jim Coates	2.0	2	0	0	0	0
Bob Buhl	1.1	2	2	1	1	1	Gary Bell	2.0	0	0	0	0	0
Vern Law (S)	0.2	0	0	0	0	0	Frank Lary	1.0	1	0	0	0	1
<b>TEAM TOTALS</b>	<b>9.0</b>	<b>6</b>	<b>3</b>	<b>1</b>	<b>5</b>	<b>7</b>	Bud Daley	1.0	0	0	0	1	2
							<b>TEAM TOTALS</b>	<b>9.0</b>	<b>12</b>	<b>5</b>	<b>5</b>	<b>1</b>	<b>6</b>

# 1973 ALL-STAR GAME



Kansas City was the site of the 40th Major League Baseball All-Star Game on July 24, 1973 at then-Royals Stadium. The game featured 19 future Hall of Famers (marked in **BOLD**) plus three Hall of Fame skippers, in NL manager Sparky Anderson, AL manager Dick Williams and then AL coach Whitey Herzog. The hosting Royals had three All-Stars: **John Mayberry**, **Cookie Rojas** and **Amos Otis**, who led the AL with 2 hits and had the team's only RBI.

**Bobby Bonds** was named the game's MVP, coming off the bench to go 2-for-2 with a 2-run HR in the 5th, giving the NL a 5-1 lead. **Johnny Bench** hit a mammoth home run that traveled an estimated 480 feet off **Bill Singer** in the 4th inning over the left field concourse. That home run is still believed to be one of the longest in the history of Kauffman Stadium.

This game marked Mays' 24th and final All-Star appearance, and was attended by members of the first All-Star Game in 1933, including **Carl Hubbell**, **Bill Hallahan**, **Lefty Gomez**, **Dick Bartel**, **Lefty Grove**, **Jimmie Dykes** and **Charlie Gehringer**.

TEAMS	1	2	3	4	5	6	7	8	9	R	H	E	LOB
<b>NL ALL-STARS</b>	0	0	2	1	2	2	0	0	0	7	10	0	6
<b>AL ALL-STARS</b>	0	1	0	0	0	0	0	0	0	1	5	0	7
<b>WIN:</b> Rick Wise <b>LOSS:</b> Bert Blyleven <b>SAVE:</b> Jim Brewer <b>ATTENDANCE:</b> 40,849 <b>TOG:</b> 2:45													

NL ALL-STAR BATTERS	AB	R	H	RBI	BB	SO	AL ALL-STAR BATTERS	AB	R	H	RBI	BB	SO
Pete Rose LF	3	1	0	0	1	0	Bert Campaneris SS	3	0	0	0	0	2
Wayne Twitchell P	0	0	0	0	0	0	Ed Brinkman SS	1	0	0	0	0	0
Dave Giusti P	0	0	0	0	0	0	<b>Rod Carew 2B</b>	<b>3</b>	<b>0</b>	<b>0</b>	<b>0</b>	<b>0</b>	<b>0</b>
Manny Mota PH-LF	1	0	0	0	0	0	Cookie Rojas 2B	0	0	0	0	1	0
Jim Brewer P	0	0	0	0	0	0	John Mayberry 1B	3	0	1	0	1	0
<b>Joe Morgan 2B</b>	<b>3</b>	<b>2</b>	<b>1</b>	<b>0</b>	<b>1</b>	<b>0</b>	<b>Reggie Jackson RF</b>	<b>4</b>	<b>1</b>	<b>1</b>	<b>0</b>	<b>0</b>	<b>1</b>
Davey Johnson 2B	1	0	0	0	0	0	Paul Blair CF	0	0	0	0	0	0
Cesar Cedeno CF	3	0	1	1	0	2	Amos Otis CF	2	0	2	1	0	0
Bill Russell SS	2	0	0	0	0	0	Dave May CF-RF	2	0	0	0	0	0
<b>Henry Aaron 1B</b>	<b>2</b>	<b>0</b>	<b>1</b>	<b>1</b>	<b>0</b>	<b>0</b>	Bobby Murcer LF	3	0	0	0	1	0
<b>Joe Torre 1B-3B</b>	<b>3</b>	<b>0</b>	<b>0</b>	<b>0</b>	<b>0</b>	<b>0</b>	<b>Carlton Fisk C</b>	<b>2</b>	<b>0</b>	<b>0</b>	<b>0</b>	<b>0</b>	<b>0</b>
<b>Billy Williams RF</b>	<b>2</b>	<b>0</b>	<b>1</b>	<b>0</b>	<b>0</b>	<b>0</b>	Thurman Munson C	2	0	0	0	0	1
Bobby Bonds RF	2	1	2	2	0	0	<b>Brooks Robinson 3B</b>	<b>2</b>	<b>0</b>	<b>0</b>	<b>0</b>	<b>0</b>	<b>0</b>
<b>Johnny Bench C</b>	<b>3</b>	<b>1</b>	<b>1</b>	<b>1</b>	<b>0</b>	<b>0</b>	Sal Bando 3B	1	0	0	0	0	0
<b>Ted Simmons PH-C</b>	<b>1</b>	<b>0</b>	<b>0</b>	<b>0</b>	<b>0</b>	<b>1</b>	Dave Nelson 3B	0	0	0	0	0	0
<b>Ron Santo 3B</b>	<b>1</b>	<b>1</b>	<b>1</b>	<b>0</b>	<b>2</b>	<b>0</b>	Willie Horton PH	1	0	0	0	0	1
Nate Colbert PH	1	0	0	0	0	0	<b>Catfish Hunter P</b>	<b>0</b>	<b>0</b>	<b>0</b>	<b>0</b>	<b>0</b>	<b>0</b>
Ron Fairly 1B	0	0	0	0	0	0	Ken Holtzman P	0	0	0	0	0	0
Chris Speier SS	2	0	0	0	0	1	<b>Bert Blyleven P</b>	<b>0</b>	<b>0</b>	<b>0</b>	<b>0</b>	<b>0</b>	<b>0</b>
<b>Willie Stargell PH-LF</b>	<b>1</b>	<b>0</b>	<b>0</b>	<b>0</b>	<b>0</b>	<b>1</b>	Buddy Bell PH	1	0	1	0	0	0
<b>Willie Mays PH</b>	<b>1</b>	<b>0</b>	<b>0</b>	<b>0</b>	<b>0</b>	<b>1</b>	Bill Singer P	0	0	0	0	0	0
<b>Tom Seaver P</b>	<b>0</b>	<b>0</b>	<b>0</b>	<b>0</b>	<b>0</b>	<b>0</b>	Pat Kelly PH	1	0	0	0	0	0
Bob Watson LF	0	0	0	0	0	0	<b>Nolan Ryan P</b>	<b>0</b>	<b>0</b>	<b>0</b>	<b>0</b>	<b>0</b>	<b>0</b>
Rick Wise P	0	0	0	0	0	0	Jim Spencer PH	1	0	0	0	0	0
Darrell Evans PH	0	0	0	0	1	0	Sparky Lyle P	0	0	0	0	0	0
Claude Osteen P	0	0	0	0	0	0	<b>Rollie Fingers P</b>	<b>0</b>	<b>0</b>	<b>0</b>	<b>0</b>	<b>0</b>	<b>0</b>
<b>Don Sutton P</b>	<b>0</b>	<b>0</b>	<b>0</b>	<b>0</b>	<b>0</b>	<b>0</b>	<b>TEAM TOTALS</b>	<b>32</b>	<b>1</b>	<b>5</b>	<b>1</b>	<b>3</b>	<b>5</b>
Willie Davis PH-CF	2	1	2	2	0	0							
<b>TEAM TOTALS</b>	<b>34</b>	<b>7</b>	<b>10</b>	<b>7</b>	<b>5</b>	<b>6</b>							

**2B:** Joe Morgan, Bobby Bonds **HR:** Johnny Bench (Singer, 4th inn, 0 on), Bobby Bonds (Singer, 5th inn, 1 on), Willie Davis (Ryan, 6th inn, 1 on) **SH:** Claude Osteen **TB:** Bobby Bonds 6; Willie Davis 5; Johnny Bench 4; Joe Morgan 2; Henry Aaron; Ron Santo; Cesar Cedeno; Billy Williams **GIDP:** Joe Morgan **RISP:** 3 for 8.

**2B:** Reggie Jackson, John Mayberry **3B:** Buddy Bell **TB:** Buddy Bell 3; Amos Otis 2; Reggie Jackson 2; John Mayberry 2 **RISP:** 1 for 10 **DP:** Rojas-Brinkman-Mayberry **PB:** Carlton Fisk **Outfield Assists:** Bobby Murcer (Cedeno at 3rd base) **SB:** Amos Otis (2nd base off Osteen/Bench)

NL ALL-STAR PITCHERS	IP	H	R	ER	BB	SO	AL ALL-STAR PITCHERS	IP	H	R	ER	BB	SO
Rick Wise (W)	2.0	2	1	1	0	1	<b>Catfish Hunter</b>	<b>1.1</b>	<b>1</b>	<b>0</b>	<b>0</b>	<b>0</b>	<b>1</b>
Claude Osteen	2.0	2	0	0	1	1	Ken Holtzman	0.2	1	0	0	0	0
<b>Don Sutton</b>	<b>1.0</b>	<b>0</b>	<b>0</b>	<b>0</b>	<b>0</b>	<b>0</b>	<b>Bert Blyleven (BS, L)</b>	<b>1.0</b>	<b>2</b>	<b>2</b>	<b>2</b>	<b>2</b>	<b>0</b>
Wayne Twitchell	1.0	1	0	0	0	1	Bill Singer	2.0	3	3	3	1	2
Dave Giusti	1.0	0	0	0	0	0	<b>Nolan Ryan</b>	<b>2.0</b>	<b>2</b>	<b>2</b>	<b>2</b>	<b>2</b>	<b>2</b>
<b>Tom Seaver</b>	<b>1.0</b>	<b>0</b>	<b>0</b>	<b>0</b>	<b>1</b>	<b>0</b>	Sparky Lyle	1.0	1	0	0	0	1
Jim Brewer (S)	1.0	0	0	0	1	2	<b>Rollie Fingers</b>	<b>1.0</b>	<b>0</b>	<b>0</b>	<b>0</b>	<b>0</b>	<b>0</b>
<b>TEAM TOTALS</b>	<b>9.0</b>	<b>5</b>	<b>1</b>	<b>1</b>	<b>3</b>	<b>5</b>	<b>TEAM TOTALS</b>	<b>9.0</b>	<b>10</b>	<b>7</b>	<b>7</b>	<b>5</b>	<b>6</b>



## 2012 ALL-STAR GAME



Kansas City hosted its third All-Star Game on July 10, 2012. The 83rd version of the Midsummer Classic was played at Kauffman Stadium, where 40,933 fans saw 11 National League pitchers combine for a 6-hit shutout in an 8-0 win. In the 10 years since, three players (in **BOLD**) from the 2012 All-Star Game have been inducted into the Baseball Hall of Fame.

The victory was the National League's third straight and clinched home field advantage, which proved beneficial for the San Francisco Giants, who won the first two games of the 2012 World Series en route to a sweep over the Detroit Tigers. Giants played key roles in the 2012 All-Star

Game win, including MVP **Melky Cabrera**, who had 2 hits, including a 2-run HR, starting and winning pitcher **Matt Cain** and 2012 World Series MVP **Pablo Sandoval**, who had a 3-run triple in the All-Star Game.

TEAMS	1	2	3	4	5	6	7	8	9	R	H	E	LOB
<b>NL ALL-STARS</b>	5	0	0	3	0	0	0	0	0	8	10	0	5
<b>AL ALL-STARS</b>	0	0	0	0	0	0	0	0	0	0	6	0	8
<b>WIN:</b> Matt Cain <b>LOSS:</b> Justin Verlander <b>SAVE:</b> None <b>ATTENDANCE:</b> 40,933 <b>TOG:</b> 2:59													

NL ALL-STAR BATTERS	AB	R	H	RBI	BB	SO	AL ALL-STAR BATTERS	AB	R	H	RBI	BB	SO
Carlos González DH	2	0	0	0	0	1	<b>Derek Jeter SS</b>	2	0	1	0	0	0
Matt Holliday PH-DH	1	1	1	1	0	0	Asdrúbal Cabrera PH-SS	1	0	0	0	1	1
<b>Chipper Jones PH-DH</b>	1	0	1	0	0	0	Robinson Canó 2B	2	0	1	0	0	0
Michael Bourn PH-DH	1	0	0	0	0	1	Ian Kinsler PH-2B	2	0	0	0	0	1
Melky Cabrera CF	3	2	2	2	0	0	Josh Hamilton LF	2	0	0	0	0	0
Andrew McCutchen CF	2	0	1	0	0	0	Mike Trout LF	1	0	1	0	1	0
Ryan Braun LF	3	1	2	1	0	0	José Bautista RF	1	0	0	0	1	1
Jay Bruce RF	2	0	0	0	0	0	Mark Trumbo RF	2	0	0	0	0	2
Joey Votto 1B	3	0	0	0	0	1	Prince Fielder 1B	2	0	0	0	0	0
David Freese 1B	1	0	0	0	0	1	Paul Konerko 1B	0	0	0	0	0	0
Bryan LaHair 1B	1	0	0	0	0	0	Joe Mauer 1B	1	0	1	0	0	0
Carlos Beltrán RF	1	1	0	0	1	0	Adrián Beltrè 3B	2	0	0	0	0	0
Bryce Harper PH-LF	1	0	0	0	1	1	Miguel Cabrera 3B	1	0	0	0	0	0
Buster Posey C	2	1	0	0	1	0	Elvis Andrus 3B	1	0	0	0	0	0
Carlos Ruiz C	1	0	0	0	0	0	<b>David Ortiz DH</b>	2	0	1	0	0	0
Pablo Sandoval 3B	2	1	1	3	0	0	Billy Butler PH-DH	2	0	0	0	0	1
David Wright 3B	2	0	0	0	0	1	Mike Napoli C	2	0	1	0	0	1
Dan Uggla 2B	3	0	1	1	0	0	Matt Wieters C	2	0	0	0	0	0
Jose Altuve 2B	1	0	0	0	0	0	Curtis Granderson CF	2	0	0	0	0	0
Rafael Furcal SS	3	1	1	0	0	0	Adam Jones CF	1	0	0	0	0	0
Starlin Castro PH-SS	1	0	0	0	0	0	<b>TEAM TOTALS</b>	<b>31</b>	<b>0</b>	<b>6</b>	<b>0</b>	<b>3</b>	<b>7</b>
<b>TEAM TOTALS</b>	<b>37</b>	<b>8</b>	<b>10</b>	<b>8</b>	<b>3</b>	<b>6</b>							

**2B:** Ryan Braun **3B:** Pablo Sandoval, Rafael Furcal, Ryan Braun (1, off Matt Harrison) **HR:** Melky Cabrera (Harrison, 4th inn, 1 on) **TB:** Melky Cabrera 5; Ryan Braun 5; Rafael Furcal 3; Pablo Sandoval 3; Andrew McCutchen; Dan Uggla; Chipper Jones; Matt Holliday **RISP:** 3 for 8 **DP:** 2. Furcal-Votto; Furcal-Altuve-Freese

**HBP:** Paul Konerko **TB:** David Ortiz; Mike Napoli; Derek Jeter; Joe Mauer; Mike Trout; Robinson Canó **GDP:** Miguel Cabrera; Josh Hamilton **RISP:** 0 for 7 **SB:** Mike Trout (2nd base off Dickey/Ruiz)

NL ALL-STAR PITCHERS	IP	H	R	ER	BB	SO	AL ALL-STAR PITCHERS	IP	H	R	ER	BB	SO
Matt Cain (W)	2.0	1	0	0	0	1	Justin Verlander (L)	1.0	4	5	5	2	2
Gio Gonzalez	1.0	0	0	0	0	1	Joe Nathan	1.0	0	0	0	0	0
Stephen Strasburg	1.0	1	0	0	1	0	David Price	1.0	0	0	0	0	0
Clayton Kershaw	1.0	2	0	0	1	0	Matt Harrison	1.0	4	3	3	0	0
R.A. Dickey	1.0	1	0	0	0	1	Jered Weaver	1.0	0	0	0	1	0
Cole Hamels	1.0	0	0	0	0	0	Chris Sale	1.0	2	0	0	0	1
Craig Kimbrel	0.2	0	0	0	0	2	Ryan Cook	1.0	0	0	0	0	2
Aroldis Chapman	0.1	0	0	0	1	1	Jim Johnson	1.0	0	0	0	0	1
Wade Miley	0.1	1	0	0	0	0	Fernando Rodney	1.0	0	0	0	0	0
Joel Hanrahan	0.1	0	0	0	0	1	<b>TEAM TOTALS</b>	<b>9.0</b>	<b>10</b>	<b>8</b>	<b>8</b>	<b>3</b>	<b>6</b>
Jonathan Papelbon	0.1	0	0	0	0	0							
<b>TEAM TOTALS</b>	<b>9.0</b>	<b>6</b>	<b>0</b>	<b>0</b>	<b>3</b>	<b>7</b>							

## 1976 POSTSEASON

**DIVISION CHAMPS:** The Royals reached the postseason in 1976 for the first time in franchise history, going 90-72 to win their first of three straight American League West Division titles. They took hold of 1st place on May 18 and held the top spot for the rest of the season, becoming the first of the four 1969 Expansion teams to reach the postseason. In the franchise's eighth season, the Royals clinched a playoff berth sooner than the Expos (13th season), Pilots/Brewers (13th season) and Padres (16th season).

**ALCS:** In their first postseason appearance in franchise history, the Royals took the Yankees to the 9th inning in Game 5 of the 1976 ALCS, which ended on a walk-off home run by **Chris Chambliss**. The teams split the first two games in Kansas City, but the Yankees pushed the Royals to the brink of elimination with a Game 3 win in New York. The Royals responded with a 7-4 win in Game 4, forcing a deciding Game 5. **George Brett** led the Royals with 8 hits during the ALCS, as he batted .444 with a 1.254 OPS, including a game-tying, 3-run home run in the 8th inning of Game 5. **Paul Splittorff** recorded a 1.93 ERA (2 ER in 9.1 IP), including 5.0 scoreless innings in a Game 2 win, the first postseason victory in franchise history.

ALCS vs. NYY (ROYALS LOST 3-2)				
DATE	SITE	SCORE	WIN	LOSS
10/9	KC	L 4-1	Hunter	Gura
<b>10/10</b>	<b>KC</b>	<b>W 7-3</b>	<b>Splittorff</b>	<b>Figueroa</b>
10/12	NY	L 5-3	Ellis	Hassler
<b>10/13</b>	<b>NY</b>	<b>W 7-4</b>	<b>Bird</b>	<b>Hunter</b>
10/14	NY	L 7-6	Tidrow	Littell

COACHING STAFF	
NAME	POSITION
Whitey Herzog	Manager
Stephen Boros Jr.	First Base Coach
Galen Cisco	Pitching Coach
Charles Hiller	Third Base Coach
Charley Lau	Major League Coach

### 1976 POSTSEASON STATISTICS

BATTERS	G	AB	R	H	2B	3B	HR	RBI	BB	SO	SB	CS	AVG	OBP	SLG	OPS
George Brett	5	18	4	8	1	1	1	5	2	1	0	1	.444	.476	.778	1.254
Al Cowens	5	21	3	4	0	1	0	0	1	1	2	0	.190	.227	.286	.513
Buck Martinez	5	15	0	5	0	0	0	4	1	3	0	0	.333	.375	.333	.708
John Mayberry	5	18	4	4	0	0	1	3	1	0	0	0	.222	.263	.389	.652
Hal McRae	5	17	2	2	1	1	0	1	1	4	0	1	.118	.200	.294	.494
Dave Nelson	2	2	0	0	0	0	0	0	0	1	0	0	.000	.000	.000	.000
Amos Otis	1	1	0	0	0	0	0	0	0	0	0	0	.000	.000	.000	.000
Freddie Patek	5	18	2	7	2	0	0	4	0	1	0	3	.389	.389	.500	.889
Tom Poquette	5	16	1	3	2	0	0	4	2	3	0	0	.188	.278	.313	.590
Jamie Quirk	4	7	1	1	0	1	0	2	0	2	0	0	.143	.125	.429	.554
Cookie Rojas	4	9	2	3	0	0	0	1	0	0	1	0	.333	.300	.333	.633
Bob Stinson	2	1	0	0	0	0	0	0	0	0	0	0	.000	.000	.000	.000
John Wathan	1	0	0	0	0	0	0	0	0	0	0	0	-	-	-	.000
Frank White	4	8	2	1	0	0	0	0	0	1	0	0	.125	.125	.125	.250
Jim Wohlford	5	11	3	2	0	0	0	0	3	1	2	0	.182	.357	.182	.539
<b>TOTALS</b>	<b>5</b>	<b>162</b>	<b>24</b>	<b>40</b>	<b>6</b>	<b>4</b>	<b>2</b>	<b>24</b>	<b>11</b>	<b>18</b>	<b>5</b>	<b>5</b>	<b>.247</b>	<b>.292</b>	<b>.370</b>	<b>.663</b>
PITCHERS	W	L	SV	G	GS	IP	H	R	ER	HR	BB	SO	ERA			
Doug Bird	1	0	0	1	0	4.2	4	1	1	0	0	1	1.93			
Larry Gura	0	1	0	2	2	10.2	18	6	5	1	1	4	4.22			
Tom Hall	0	0	0	1	0	0.1	1	0	0	0	0	0	0.00			
Andy Hassler	0	1	0	2	1	7.1	8	6	5	1	6	4	6.14			
Dennis Leonard	0	0	0	2	2	2.1	9	5	5	0	2	0	19.29			
Mark Littell	0	1	0	3	0	4.2	4	1	1	1	1	3	1.93			
Steve Mingori	0	0	1	3	0	3.1	4	1	1	1	0	1	2.70			
Marty Pattin	0	0	0	2	0	0.1	0	1	1	0	1	0	27.00			
Paul Splittorff	1	0	0	2	0	9.1	7	2	2	0	5	2	1.93			
<b>TOTALS</b>	<b>2</b>	<b>3</b>	<b>1</b>	<b>5</b>	<b>5</b>	<b>43.0</b>	<b>55</b>	<b>23</b>	<b>21</b>	<b>4</b>	<b>16</b>	<b>15</b>	<b>4.40</b>			

## 1977 POSTSEASON

**MAJORS-BEST 102 WINS:** The Royals set a club record in 1977 with a Major League-best 102-60 record, overcoming a 7.5-game deficit in the standings in June. The Royals won 38 of their final 47 regular season games, including a club-record 16-game win streak from Aug. 31-Sept. 15. Outfielder **Al Cowens** hit .312 with a team-best 23 HR and 112 RBI and finished 2nd in the AL MVP voting to **Rod Carew**.

**REMATCH:** For the second straight season, the Royals took the Yankees to the 9th inning of the deciding Game 5 of the ALCS. They led 3-1 into the 8th inning, when the Yankees scored once in the 8th and 3 runs in the 9th to end Kansas City's season in heartbreaking fashion. The Royals held a 2-1 lead in the series, including a 7-2 win in Game 1 in which the Royals hit 3 home runs, and a 6-2 victory in Game 3 in which **Dennis Leonard** recorded a complete game. **Hal McRae** led the Royals with 8 hits in the series, including a 3-hit effort in Game 5. Despite the defeat, the Royals actually outscored the Yankees 22-21 in the series, and pitched to a 3.27 ERA (16 ER in 44.0 IP) as a team, including a team-high 15.0 innings by **Paul Splittorff**. But the Yankees scored 5 unearned runs in the series on 5 errors by Kansas City's defense.

ALCS vs. NYY (ROYALS LOST 3-2)				
DATE	SITE	SCORE	WIN	LOSS
10/5	NYY	W 7-2	<b>Splittorff</b>	<b>Gullett</b>
10/6	NYY	L 6-2	Guidry	Hassler
10/7	KC	W 6-2	<b>Leonard</b>	<b>Torrez</b>
10/8	KC	L 6-4	Lyle	Gura
10/9	KC	L 5-3	Lyle	Leonard

COACHING STAFF	
NAME	POSITION
Whitey Herzog	Manager
Stephen Boros Jr.	First Base Coach
Galen Cisco	Pitching Coach
Charles Hiller	Third Base Coach
Charley Lau	Major League Coach

### 1977 POSTSEASON STATISTICS

BATTERS	G	AB	R	H	2B	3B	HR	RBI	BB	SO	SB	CS	AVG	OBP	SLG	OPS
George Brett	5	20	2	6	0	2	0	2	1	0	0	1	.300	.333	.500	.833
Al Cowens	5	19	2	5	0	0	1	5	1	3	0	1	.263	.300	.421	.721
Pete LaCock	1	1	0	0	0	0	0	0	1	1	0	0	.000	.500	.000	.500
Joe Lahoud	1	1	2	0	0	0	0	0	2	0	0	0	.000	.667	.000	.667
John Mayberry	4	12	1	2	1	0	1	3	1	2	0	0	.167	.231	.500	.731
Hal McRae	5	18	6	8	3	0	1	2	3	1	0	1	.444	.524	.778	1.302
Amos Otis	5	16	1	2	1	0	0	2	2	3	2	0	.125	.222	.188	.410
Fred Patek	5	18	4	7	3	1	0	5	1	2	0	0	.389	.400	.667	1.067
Tom Poquette	2	6	0	1	0	0	0	0	0	0	0	0	.167	.167	.167	.333
Darrell Porter	5	15	3	5	0	0	0	0	3	0	0	0	.333	.444	.333	.778
Cookie Rojas	1	4	0	1	0	0	0	0	0	1	1	0	.250	.250	.250	.500
John Wathan	4	6	0	0	0	0	0	0	0	3	0	0	.000	.000	.000	.000
Frank White	5	18	1	5	1	0	0	2	0	4	1	1	.278	.263	.333	.596
Joe Zdeb	4	9	0	0	0	0	0	0	0	2	1	0	.000	.000	.000	.000
<b>TOTALS</b>	<b>5</b>	<b>163</b>	<b>22</b>	<b>42</b>	<b>9</b>	<b>3</b>	<b>3</b>	<b>21</b>	<b>15</b>	<b>22</b>	<b>5</b>	<b>4</b>	<b>.258</b>	<b>.317</b>	<b>.405</b>	<b>.722</b>
PITCHERS	W	L	SV	G	GS	IP	H	R	ER	HR	BB	SO	ERA			
Doug Bird	0	0	0	3	0	2.0	4	0	0	0	0	1	0.00			
Larry Gura	0	1	0	2	1	2.0	7	5	4	0	1	2	18.00			
Andy Hassler	0	1	0	1	1	5.2	5	3	3	1	0	3	4.76			
Dennis Leonard	1	1	0	2	1	9.0	5	4	3	0	2	4	3.00			
Mark Littell	0	0	0	2	0	3.0	5	3	1	0	3	1	3.00			
Steve Mingori	0	0	0	3	0	1.1	0	0	0	0	0	1	0.00			
Marty Pattin	0	0	0	1	0	6.0	6	2	1	0	0	0	1.50			
Paul Splittorff	1	0	0	2	2	15.0	14	4	4	1	3	4	2.40			
<b>TOTALS</b>	<b>2</b>	<b>3</b>	<b>0</b>	<b>5</b>	<b>5</b>	<b>44.0</b>	<b>46</b>	<b>21</b>	<b>16</b>	<b>2</b>	<b>9</b>	<b>16</b>	<b>3.27</b>			

## 1978 POSTSEASON

**A TRIO OF DIVISION TITLES:** The Royals battled injuries all season and overcame a 44-40 first-half record, going 48-30 after the All-Star break to record their third straight division title. Royals pitchers ranked 3rd in the American League with a 3.44 ERA, and were led by Royals Pitcher of the Year **Larry Gura**, who posted 16 wins and a 2.72 ERA in 35 appearances (26 starts).

**NIXED BY NEW YORK:** For the third straight season, the Royals were eliminated by the Yankees in the American League Championship Series. The Royals split the first two games in Kansas City, including a 10-4 win in Game 2, but suffered a pair of 1-run losses in Games 3 and 4 in New York. **George Brett** hit .389 (7-for-18) in the series and 5 of his 7 hits went for extra bases, including 3 home runs off **Catfish Hunter** in Game 3 at Yankee Stadium, making him the fifth player in postseason history to record a 3-homer game.

ALCS vs. NYY (ROYALS LOST 3-1)				
DATE	SITE	SCORE	WIN	LOSS
10/3	KC	L 7-1	Beattie	Leonard
<b>10/4</b>	<b>KC</b>	<b>W 10-4</b>	<b>Gura</b>	<b>Figueroa</b>
10/6	NYY	L 6-5	Gossage	Bird
10/7	NYY	L 2-1	Guidry	Leonard

COACHING STAFF	
NAME	POSITION
Whitey Herzog	Manager
Stephen Boros Jr.	First Base Coach
Galen Cisco	Pitching Coach
Charles Hiller	Third Base Coach
Charley Lau	Major League Coach

### 1978 POSTSEASON STATISTICS

BATTERS	G	AB	R	H	2B	3B	HR	RBI	BB	SO	SB	CS	AVG	OBP	SLG	OPS
Steve Braun	2	5	0	0	0	0	0	0	1	1	0	0	.000	.167	.000	.167
George Brett	4	18	7	7	1	1	3	3	0	1	0	0	.389	.389	1.056	1.444
Al Cowens	4	15	2	2	0	0	0	1	0	2	0	0	.133	.133	.133	.267
Clint Hurdle	4	8	1	3	0	1	0	1	2	3	0	0	.375	.500	.625	1.125
Pete LaCock	4	11	1	4	2	1	0	1	3	1	1	0	.364	.500	.727	1.227
Hal McRae	4	14	0	3	0	0	0	2	2	2	1	1	.214	.294	.214	.508
Amos Otis	4	14	2	6	2	0	0	1	3	5	4	0	.429	.529	.571	1.101
Fred Patek	4	13	2	1	0	0	1	2	1	4	0	1	.077	.143	.308	.451
Tom Poquette	1	1	0	0	0	0	0	0	0	0	0	0	.000	.000	.000	.000
Darrell Porter	4	14	1	5	1	0	0	3	2	0	0	0	.357	.412	.429	.840
John Wathan	1	3	0	0	0	0	0	0	0	0	0	0	.000	.000	.000	.000
Frank White	4	13	1	3	0	0	0	2	0	0	0	0	.231	.231	.231	.462
Willie Wilson	3	4	0	1	0	0	0	0	0	2	0	1	.250	.250	.250	.500
<b>TOTALS</b>	<b>4</b>	<b>133</b>	<b>17</b>	<b>35</b>	<b>6</b>	<b>3</b>	<b>4</b>	<b>16</b>	<b>14</b>	<b>21</b>	<b>6</b>	<b>3</b>	<b>.263</b>	<b>.329</b>	<b>.444</b>	<b>.772</b>
PITCHERS	W	L	SV	G	GS	IP	H	R	ER	HR	BB	SO	ERA			
Doug Bird	0	1	0	2	0	1.0	2	1	1	1	0	1	9.00			
Larry Gura	1	0	0	1	1	6.1	8	2	2	0	2	2	2.84			
Al Hrabosky	0	0	0	3	0	3.0	3	1	1	1	0	2	3.00			
Dennis Leonard	0	2	0	2	2	12.0	13	5	5	2	2	11	3.75			
Steve Mingori	0	0	0	1	0	3.2	5	3	3	0	3	0	7.36			
Marty Pattin	0	0	0	1	0	0.2	2	2	2	0	0	0	27.00			
Paul Splitteroff	0	0	0	1	1	7.1	9	5	4	1	0	2	4.91			
<b>TOTALS</b>	<b>1</b>	<b>3</b>	<b>0</b>	<b>4</b>	<b>4</b>	<b>34.0</b>	<b>42</b>	<b>19</b>	<b>18</b>	<b>5</b>	<b>7</b>	<b>18</b>	<b>4.76</b>			

## 1980 POSTSEASON

**WEST DIVISION DOMINANCE:** The Royals went 97-65 in 1980, taking 1st place in the American League West on May 23 and never looking back, en route to winning the division by 14 games, their fourth division title in five years. **George Brett** was named the AL MVP after batting .390, the best mark in the Majors since **Ted Williams** hit .406 in 1941.

**BROOMS TO THE BRONX:** The Royals and Yankees met in the ALCS for the fourth time in five seasons, but the 1980 edition ended differently than the previous three from 1976-78, as Kansas City swept New York to win the American League pennant for the first time in club history. ALCS MVP **Frank White** hit .545 (6-for-11), and Brett homered in Games 1 and 3. The Royals pitched to a 1.67 ERA (5 ER in 27.0 IP), including a complete game effort by **Larry Gura** in Game 1.

**WORLD SERIES:** The Royals lost to the Phillies, 4-2, in their first trip to the World Series in franchise history. The Phillies won the first two games in Philadelphia, but the Royals evened the series with a pair of wins in Kansas City. In a pivotal Game 5, the Phillies rallied from a 9th-inning deficit to steal a 4-3 win at Royals Stadium, and two days later in Philadelphia, they won Game 6 behind 7.0 innings from **Steve Carlton**. The Royals hit .290 in the series, including multi-homer games by **Willie Aikens** in Games 1 and 4, but Royals pitching could not solve World Series MVP **Mike Schmidt**, who hit .381 (8-for-21) with 2 homers and 7 RBI.

ALCS vs. NYY (ROYALS WON 3-0)				
DATE	SITE	SCORE	WIN	LOSS
10/8	KC	W 7-2	Gura	Guidry
10/9	KC	W 3-2	Leonard	May
10/10	NYN	W 4-2	Quisenberry	Gossage

WS vs. PHI (ROYALS LOST 4-2)				
DATE	SITE	SCORE	WIN	LOSS
10/14	PHI	L 7-6	Walk	Leonard
10/15	PHI	L 6-4	Carlton	Quisenberry
10/17	KC	W 4-3 (10)	Quisenberry	McGraw
10/18	KC	W 5-3	Leonard	Christenson
10/19	KC	L 4-3	McGraw	Quisenberry
10/21	PHI	L 4-1	Carlton	Gale

COACHING STAFF	
NAME	POSITION
Jim Frey	Manager
Bill Connors	Pitching Coach
Gordy MacKenzie	Third Base Coach
Jose Martinez	First Base Coach
Jimmie Schaffer	Bullpen Coach

### 1980 POSTSEASON STATISTICS

BATTERS	G	AB	R	H	2B	3B	HR	RBI	BB	SO	SB	CS	AVG	OBP	SLG	OPS
Willie Aikens	9	31	5	12	0	1	4	10	6	9	0	0	.387	.486	.839	1.325
George Brett	9	35	6	12	3	1	3	7	3	4	1	0	.343	.395	.743	1.138
Jose Cardenal	4	10	0	2	0	0	0	0	0	3	0	0	.200	.200	.200	.400
Dave Chalk	1	0	1	0	0	0	0	0	1	0	1	0	-	1.000	-	1.000
Onix Concepcion	3	0	0	0	0	0	0	0	0	0	0	0	-	-	-	.000
Clint Hurdle	7	14	1	5	1	0	0	0	2	2	1	0	.357	.438	.429	.866
Pete LaCock	2	0	0	0	0	0	0	0	0	0	0	0	-	-	-	.000
Hal McRae	9	34	3	11	3	0	0	1	3	5	0	3	.324	.395	.412	.807
Amos Otis	9	35	6	15	3	0	3	7	3	6	2	1	.429	.474	.771	1.245
Darrell Porter	8	24	3	3	0	0	0	0	4	4	0	0	.125	.250	.125	.375
U.L. Washington	9	33	2	10	1	0	0	3	2	9	0	2	.303	.324	.333	.658
John Wathan	6	13	2	2	0	0	0	1	5	2	0	0	.154	.368	.154	.522
Frank White	9	36	3	8	1	0	1	3	1	6	2	0	.222	.243	.333	.577
Willie Wilson	9	39	5	8	3	1	0	4	5	14	2	0	.205	.295	.333	.629
<b>TOTALS</b>	<b>9</b>	<b>304</b>	<b>37</b>	<b>88</b>	<b>15</b>	<b>3</b>	<b>11</b>	<b>36</b>	<b>35</b>	<b>64</b>	<b>9</b>	<b>6</b>	<b>.289</b>	<b>.362</b>	<b>.467</b>	<b>.829</b>
PITCHERS	W	L	SV	G	GS	IP	H	R	ER	HR	BB	SO	ERA			
Rich Gale	0	1	0	2	2	6.1	11	4	3	1	4	4	4.26			
Larry Gura	1	0	0	3	3	21.1	18	6	5	3	4	8	2.11			
Dennis Leonard	2	1	0	3	3	18.2	22	11	10	2	3	13	4.82			
Renie Martin	0	0	0	3	0	9.2	11	3	3	0	3	2	2.79			
Marty Pattin	0	0	0	1	0	1.0	0	0	0	0	0	2	0.00			
Dan Quisenberry	2	2	2	8	0	15.0	14	7	6	0	5	1	3.60			
Paul Splittorff	0	0	0	2	1	7.0	9	2	2	0	2	3	2.57			
<b>TOTALS</b>	<b>5</b>	<b>4</b>	<b>2</b>	<b>9</b>	<b>9</b>	<b>79.0</b>	<b>85</b>	<b>33</b>	<b>29</b>	<b>6</b>	<b>21</b>	<b>33</b>	<b>3.30</b>			

## 1981 POSTSEASON

**SECOND HALF CHAMPS:** The Royals went 50-53 during the strike-shortened 1981 season, but after a 20-30 finish in the first half, the Royals paced the West Division with a 30-23 record following the strike to advance to the postseason for the fifth time in six seasons. After beginning the second half 10-10, the Royals fired Manager **Jim Frey** and replaced him with **Dick Howser**, who led the club to a 20-13 finish. **Larry Gura** dominated in 11 starts in the second half, going 7-3 with a 1.25 ERA (12 ER in 86.2 IP).

**EARLY EXIT:** The strike forced an expanded postseason, which saw the Royals play in the first ever Division Series vs. Oakland. The Royals were held to 2 runs in the three-game set, as the Athletics swept Kansas City by the scores of 4-0, 2-1 and 4-1.

ALDS vs. OAK (ROYALS LOST 3-0)				
DATE	SITE	SCORE	WIN	LOSS
10/6	KC	L 4-0	Norris	Leonard
10/7	KC	L 2-1	McCatty	Jones
10/9	OAK	L 4-1	Langford	Gura

COACHING STAFF	
NAME	POSITION
Dick Howser	Manager
Bill Connors	Pitching Coach
Gordy MacKenzie	Third Base Coach
Jose Martinez	First Base Coach
Warren Renick	Hitting Instructor
Jimmie Schaffer	Bullpen Coach

### 1981 POSTSEASON STATISTICS

BATTERS	G	AB	R	H	2B	3B	HR	RBI	BB	SO	SB	CS	AVG	OBP	SLG	OPS
Willie Aikens	3	9	0	3	0	0	0	0	3	2	0	0	.333	.500	.333	.833
George Brett	3	12	0	2	0	0	0	0	0	0	0	0	.167	.167	.167	.333
César Gerónimo	1	0	0	0	0	0	0	0	0	0	0	0	-	-	-	.000
Clint Hurdle	3	11	0	3	0	0	0	0	1	1	0	1	.273	.333	.273	.606
Lee May	1	0	0	0	0	0	0	0	0	0	0	0	-	-	-	.000
Hal McRae	3	11	0	1	1	0	0	0	1	1	0	0	.091	.167	.182	.348
Amos Otis	3	12	0	0	0	0	0	1	0	4	0	0	.000	.000	.000	.000
U.L. Washington	3	9	0	2	0	0	0	0	0	1	0	0	.222	.222	.222	.444
John Wathan	3	10	1	3	0	0	0	0	1	1	0	0	.300	.364	.300	.664
Frank White	3	11	1	2	0	0	0	0	1	1	0	0	.182	.250	.182	.432
Willie Wilson	3	13	0	4	0	0	0	1	0	0	0	0	.308	.308	.308	.615
<b>TOTALS</b>	<b>3</b>	<b>98</b>	<b>2</b>	<b>20</b>	<b>1</b>	<b>0</b>	<b>0</b>	<b>2</b>	<b>7</b>	<b>11</b>	<b>0</b>	<b>1</b>	<b>.204</b>	<b>.257</b>	<b>.214</b>	<b>.471</b>
PITCHERS	W	L	SV	G	GS	IP	H	R	ER	HR	BB	SO	ERA			
Larry Gura	0	1	0	1	1	3.2	7	4	3	1	3	3	7.36			
Mike Jones	0	1	0	1	1	8.0	9	2	2	0	0	2	2.25			
Dennis Leonard	0	1	0	1	1	8.0	7	4	1	2	1	3	1.13			
Renie Martin	0	0	0	2	0	5.1	1	0	0	0	2	2	0.00			
Dan Quisenberry	0	0	0	1	0	1.0	1	0	0	0	0	0	0.00			
<b>TOTALS</b>	<b>0</b>	<b>3</b>	<b>0</b>	<b>3</b>	<b>3</b>	<b>26.0</b>	<b>25</b>	<b>10</b>	<b>6</b>	<b>3</b>	<b>6</b>	<b>10</b>	<b>2.08</b>			

## 1984 POSTSEASON

**DIVISION CHAMPS:** The Royals battled many challenges during the 1984 season en route to their sixth playoff appearance in nine seasons. They began the year without **George Brett** (injured) and **Willie Wilson** (suspension), and went just 39-43 through the All-Star break. They were a season-high 8 games out of 1st place on July 17, but went a Majors-best 44-27 over the last 71 games to finish three games ahead of California and Minnesota for the division title.

**DEFEATED BY DETROIT:** The Royals were swept in the ALCS by the eventual World Series champion Detroit Tigers. Kansas City was outscored 11-4 in the series, and their poor offensive showing overshadowed a pair of impressive pitching performances. 20-year-old rookie **Bret Saberhagen** allowed just 3 runs (2 ER) over 8.0 innings in Game 2, won by the Tigers in 11 innings. In Game 3, **Charlie Leibrandt** allowed just 1 run on 3 hits over 8.0 innings but suffered a 1-0 loss. The only run in that series-clinching game scored after the Royals narrowly missed turning what would've been an inning-ending double play.

ALCS vs. DET (ROYALS LOST 3-0)				
DATE	SITE	SCORE	WIN	LOSS
10/2	KC	L 8-1	Morris	Black
10/3	KC	L 5-3 (11)	Lopez	Quisenberry
10/5	DET	L 1-0	Wilcox	Leibrandt

COACHING STAFF	
NAME	POSITION
Dick Howser	Manager
Howie Bedell	Coach
Gary Blaylock	Pitching Coach
Mike Ferraro	Third Base Coach
Jose Martinez	First Base Coach
Lee May	Hitting Instructor
Jimmie Schaffer	Bullpen Coach

### 1984 POSTSEASON STATISTICS

BATTERS	G	AB	R	H	2B	3B	HR	RBI	BB	SO	SB	CS	AVG	OBP	SLG	OPS
Steve Balboni	3	11	0	1	0	0	0	0	1	4	0	0	.091	.167	.091	.258
Buddy Biancalana	2	1	0	0	0	0	0	0	0	1	0	0	.000	.000	.000	.000
George Brett	3	13	0	3	0	0	0	0	0	2	0	0	.231	.231	.231	.462
Onix Concepción	3	7	0	0	0	0	0	0	0	0	0	0	.000	.000	.000	.000
Dane Iorg	2	2	0	1	0	0	0	1	0	0	0	0	.500	.500	.500	1.000
Lynn Jones	3	5	1	1	0	0	0	0	0	0	0	0	.200	.200	.200	.400
Hal McRae	2	2	0	2	1	0	0	1	0	0	0	0	1.000	1.000	1.500	2.500
Darryl Motley	3	12	0	2	0	0	0	1	1	3	0	0	.167	.231	.167	.397
Jorge Orta	3	10	1	1	0	1	0	1	0	2	0	0	.100	.100	.300	.400
Greg Pryor	1	0	0	0	0	0	0	0	0	0	0	0	-	-	-	.000
Pat Sheridan	3	6	1	0	0	0	0	0	3	3	0	0	.000	.333	.000	.333
Don Slaught	3	11	0	4	0	0	0	0	0	0	0	0	.364	.364	.364	.727
U.L. Washington	2	1	0	0	0	0	0	0	0	1	0	0	.000	.000	.000	.000
John Wathan	1	1	0	0	0	0	0	0	0	0	0	0	.000	.000	.000	.000
Frank White	3	11	1	1	0	0	0	0	0	3	0	0	.091	.091	.091	.182
Willie Wilson	3	13	0	2	0	0	0	0	1	2	0	1	.154	.214	.154	.368
<b>TOTALS</b>	<b>3</b>	<b>106</b>	<b>4</b>	<b>18</b>	<b>1</b>	<b>1</b>	<b>0</b>	<b>4</b>	<b>6</b>	<b>21</b>	<b>0</b>	<b>1</b>	<b>.170</b>	<b>.214</b>	<b>.198</b>	<b>.412</b>
PITCHERS	W	L	SV	G	GS	IP	H	R	ER	HR	BB	SO	ERA			
Bud Black	0	1	0	1	1	5.0	7	4	4	2	1	3	7.20			
Mark Huisman	0	0	0	1	0	2.2	6	3	2	0	1	2	6.75			
Mike Jones	0	0	0	1	0	1.1	1	1	1	1	0	0	6.75			
Charlie Leibrandt	0	1	0	1	1	8.0	3	1	1	0	4	6	1.13			
Dan Quisenberry	0	1	0	1	0	3.0	2	2	1	0	1	1	3.00			
Bret Saberhagen	0	0	0	1	1	8.0	6	3	2	1	1	5	2.25			
<b>TOTALS</b>	<b>0</b>	<b>3</b>	<b>0</b>	<b>3</b>	<b>3</b>	<b>28.0</b>	<b>25</b>	<b>14</b>	<b>11</b>	<b>4</b>	<b>8</b>	<b>17</b>	<b>3.54</b>			



## 1985 POSTSEASON

**DREAM TEAM:** The Royals were 44-42 and 7.5 games out of 1st place at the All-Star break, but rallied with a 47-29 record in the second half to clinch the division title on the next-to-last day of the season. **George Brett** hit a career-high 30 home runs, won a *Rawlings* Gold Glove and finished 2nd in the AL MVP race, and 21-year-old **Bret Saberhagen** went 20-6 with a 2.87 ERA en route to becoming Kansas City's first Cy Young Award winner.

**RALLY ROYALS:** In the first ALCS that featured a best-of-seven format, the Royals needed all seven games to overcome a 3-1 deficit, winning the final three games to beat the Blue Jays and secure their second American League pennant. Brett was named ALCS MVP after batting .348 (8-for-23) with 2 doubles, 3 home runs and 5 RBI in the series. The Royals pitched to a 3.16 ERA, including 10.0 scoreless innings by **Danny Jackson**, who tossed an 8-hit shutout in Game 5 to send the series back to Toronto.

**CROWN TOWN:** Like they did in the ALCS vs. Toronto, the Royals overcame another 3-1 deficit in the World Series, winning the final three games over St. Louis to clinch their first title in franchise history. In doing so, Kansas City became the second expansion franchise to win a World Series (following the 1969 Mets), and were the first team ever to lose the first two World Series games at home and still win the title. **Willie Wilson** led the club with 11 hits in the series, and Brett led the club with a .370 average (10-for-27). Kansas City's pitching, meanwhile, pitched to a 1.89 ERA (13 ER in 62.0 IP), including a pair of complete game starts by World Series MVP Saberhagen, who pitched a 5-hit shutout in the title-clinching Game 7 win.

ALCS vs. TOR (ROYALS WON 4-3)				
DATE	SITE	SCORE	WIN	LOSS
10/8	TOR	L 6-1	Stieb	Leibrandt
10/9	TOR	L 6-5 (10)	Henke	Quisenberry
10/11	KC	W 6-5	Farr	Clancy
10/12	KC	L 3-1	Henke	Leibrandt
10/13	KC	W 2-0	Jackson	Key
10/15	TOR	W 5-3	Gubicza	Alexander
10/16	TOR	W 6-2	Leibrandt	Stieb

WS vs. STL (ROYALS WON 4-3)				
DATE	SITE	SCORE	WIN	LOSS
10/19	KC	L 3-1	Tudor	Jackson
10/20	KC	L 4-2	Dayley	Leibrandt
10/22	STL	W 6-1	Saberhagen	Andujar
10/23	STL	L 3-0	Tudor	Black
10/24	STL	W 6-1	Jackson	Forsch
10/26	KC	W 2-1	Quisenberry	Worrell
10/27	KC	W 11-0	Saberhagen	Tudor

COACHING STAFF	
NAME	POSITION
Dick Howser	Manager
Gary Blaylock	Pitching Coach
Mike Ferraro	Third Base Coach
Jose Martinez	First Base Coach
Lee May	Hitting Instructor
Jimmie Schaffer	Bullpen Coach

### 1985 POSTSEASON STATISTICS

BATTERS	G	AB	R	H	2B	3B	HR	RBI	BB	SO	SB	CS	AVG	OBP	SLG	OPS
Steve Balboni	14	50	3	11	0	0	0	4	7	12	0	0	.220	.316	.220	.536
Buddy Biancalana	14	36	4	9	1	0	0	3	6	10	0	0	.250	.357	.278	.635
Bud Black	2	1	0	0	0	0	0	0	0	1	0	0	.000	.000	.000	.000
George Brett	14	50	11	18	3	0	3	6	11	12	1	1	.360	.475	.600	1.075
Onix Concepción	7	1	1	0	0	0	0	0	0	0	0	1	.000	.000	.000	.000
Dane Iorg	6	4	0	2	1	0	0	2	2	0	0	0	.500	.667	.750	1.417
Danny Jackson	2	6	0	0	0	0	0	0	0	5	0	0	.000	.000	.000	.000
Lynn Jones	11	3	0	2	1	1	0	0	0	0	0	0	.667	.667	1.667	2.333
Charlie Leibrandt	2	4	0	0	0	0	0	0	0	2	0	0	.000	.000	.000	.000
Hal McRae	9	24	1	6	2	0	0	3	2	6	0	0	.250	.357	.333	.690
Darryl Motley	7	14	2	5	0	0	1	4	1	3	0	1	.357	.375	.571	.946
Jorge Orta	5	8	0	1	0	0	0	0	0	1	0	0	.125	.125	.125	.250
Greg Pryor	1	0	0	0	0	0	0	0	0	0	0	0	-	-	-	.000
Jamie Quirk	1	1	0	0	0	0	0	0	0	0	0	0	.000	.000	.000	.000
Bret Saberhagen	2	7	1	0	0	0	0	0	0	4	0	0	.000	.000	.000	.000
Pat Sheridan	12	38	4	7	2	0	2	4	2	10	0	0	.184	.225	.395	.620
Lonnie Smith	14	55	6	16	5	0	0	5	6	14	3	3	.291	.361	.382	.742
Jim Sundberg	14	48	9	10	3	1	1	7	7	11	0	0	.208	.309	.375	.684
John Wathan	2	1	0	0	0	0	0	0	0	1	0	0	.000	.000	.000	.000
Frank White	14	53	5	12	3	0	1	9	4	6	1	1	.226	.276	.340	.615
Willie Wilson	14	59	7	20	0	1	1	5	2	9	4	1	.339	.361	.424	.784
<b>TOTALS</b>	<b>14</b>	<b>463</b>	<b>54</b>	<b>119</b>	<b>21</b>	<b>3</b>	<b>9</b>	<b>52</b>	<b>50</b>	<b>107</b>	<b>9</b>	<b>8</b>	<b>.257</b>	<b>.331</b>	<b>.374</b>	<b>.704</b>

PITCHERS	W	L	SV	G	GS	IP	H	R	ER	HR	BB	SO	ERA
Joe Beckwith	0	0	0	1	0	2.0	1	0	0	0	0	3	0.00
Bud Black	0	1	0	5	2	16.0	15	6	5	2	9	12	2.81
Steve Farr	1	0	0	2	0	6.1	4	1	1	0	1	3	1.42
Mark Gubicza	1	0	0	2	1	8.1	4	3	3	0	4	4	3.24
Danny Jackson	2	1	0	4	3	26.0	19	3	3	0	6	19	1.04
Charlie Leibrandt	1	3	0	5	4	31.2	27	14	14	0	8	16	3.98
Dan Quisenberry	1	1	1	8	0	9.0	12	5	3	0	3	6	3.00
Bret Saberhagen	2	0	0	4	4	25.1	23	6	6	2	3	16	2.13
<b>TOTALS</b>	<b>8</b>	<b>6</b>	<b>1</b>	<b>14</b>	<b>14</b>	<b>124.2</b>	<b>105</b>	<b>38</b>	<b>35</b>	<b>4</b>	<b>34</b>	<b>79</b>	<b>2.53</b>

## 2014 POSTSEASON

**ROYALS RETURN:** The Royals returned to the postseason in 2014 for the first time in 29 years, clinching a Wild Card berth with an 89-73 record. They were 48-50 on July 21, but played to a 41-23 mark to end the season. Kansas City's strength was its lights-out bullpen, which was headlined by **Greg Holland**, **Wade Davis** and **Kelvin Herrera**, all of whom recorded at least 60.0 innings and had an ERA under 1.50.

**POSTSEASON PARTY:** The Royals won each of their first eight postseason games in 2014, setting a Major League record for most consecutive wins to begin a postseason. Their first was a thrilling 9-8 victory over Oakland, in which they overcame a 4-run deficit in the 8th inning to force extras, before winning in the 12th. Four of their first five wins needed extra innings, as the Royals swept the Angels in the Division Series and the Orioles in the Championship Series to win the third pennant in franchise history.

**FALL CLASSIC:** The Royals and Giants played a back-and-forth Fall Classic in 2014. After the Royals took a 2-1 lead, the Giants won Games 4 and 5 to send the series back to Kansas City. The Royals won a 10-0 decision in Game 6 to force a thrilling Game 7. Trailing 3-2 in the 9th, **Alex Gordon** singled with 2 outs and advanced to third on an error, but **Salvador Perez** popped out to end the game, stranding the tying run 90 feet away. **Madison Bumgarner** held the Royals to 2 hits over 5.0 scoreless innings in relief to earn the save, to go along with his wins in Games 1 and 5 en route to World Series MVP honors.

### ALWC vs. OAK (ROYALS WON)

DATE	SITE	SCORE	WIN	LOSS
------	------	-------	-----	------

9/30	KC	W 9-8 (12)	Frasor	Otero
------	----	------------	--------	-------

### ALDS vs. LAA (ROYALS WON 3-0)

DATE	SITE	SCORE	WIN	LOSS
------	------	-------	-----	------

10/2	LAA	W 3-2 (11)	Duffy	Salas
------	-----	------------	-------	-------

10/3	LAA	W 4-1 (11)	Finnegan	Jepsen
------	-----	------------	----------	--------

10/5	KC	W 8-3	Shields	Wilson
------	----	-------	---------	--------

### ALCS vs. BAL (ROYALS WON 4-0)

DATE	SITE	SCORE	WIN	LOSS
------	------	-------	-----	------

10/10	BAL	W 8-6 (10)	Davis	O'Day
-------	-----	------------	-------	-------

10/11	BAL	W 6-4	Davis	O'Day
-------	-----	-------	-------	-------

10/14	KC	W 2-1	Frasor	Chen
-------	----	-------	--------	------

10/15	KC	W 2-1	Vargas	Gonzalez
-------	----	-------	--------	----------

### WS vs. SF (ROYALS LOST 4-3)

DATE	SITE	SCORE	WIN	LOSS
------	------	-------	-----	------

10/21	KC	L 7-1	Bumgarner	Shields
-------	----	-------	-----------	---------

10/22	KC	W 7-2	Herrera	Peavy
-------	----	-------	---------	-------

10/24	SF	W 3-2	Guthrie	Hudson
-------	----	-------	---------	--------

10/25	SF	L 11-4	Petit	Finnegan
-------	----	--------	-------	----------

10/26	SF	L 5-0	Bumgarner	Shields
-------	----	-------	-----------	---------

10/28	KC	W 10-0	Ventura	Peavy
-------	----	--------	---------	-------

10/29	KC	L 3-2	Affeldt	Guthrie
-------	----	-------	---------	---------

### 2014 POSTSEASON STATISTICS

BATTERS	G	AB	R	H	2B	3B	HR	RBI	BB	SO	SB	CS	AVG	OBP	SLG	OPS
Norichika Aoki	14	41	7	8	0	0	0	3	5	3	1	0	.195	.292	.195	.487
Billy Butler	13	42	3	11	3	0	0	8	5	5	1	0	.262	.327	.333	.660
Lorenzo Cain	15	60	13	20	5	0	0	8	5	9	2	0	.333	.388	.417	.805
Christian Colón	2	1	1	1	0	0	0	1	0	0	1	0	1.000	1.000	1.000	2.000
Jarrod Dyson	13	16	2	2	0	0	0	0	2	4	1	2	.125	.222	.125	.347
Alcides Escobar	15	65	8	19	5	0	1	5	1	11	1	1	.292	.303	.415	.718
Alex Gordon	15	54	7	11	6	0	1	11	6	16	4	0	.204	.317	.370	.688
Terrance Gore	6	0	2	0	0	0	0	0	0	0	3	0	-	-	-	.000
Jeremy Guthrie	2	2	0	0	0	0	0	0	0	0	0	0	.000	.000	.000	.000
Kelvin Herrera	4	1	0	0	0	0	0	0	0	1	0	0	.000	.000	.000	.000
Eric Hosmer	15	57	8	20	3	1	2	12	9	16	0	1	.351	.439	.544	.983
Omar Infante	15	51	5	13	3	0	1	6	5	15	0	0	.255	.310	.373	.683
Mike Moustakas	15	52	9	12	2	0	5	7	2	9	0	0	.231	.259	.558	.817
Jayson Nix	3	3	0	0	0	0	0	0	0	2	0	0	.000	.000	.000	.000
Salvador Perez	15	58	4	12	1	0	1	6	1	10	0	0	.207	.233	.276	.509
James Shields	2	2	0	0	0	0	0	0	0	1	0	0	.000	.000	.000	.000
Jason Vargas	1	2	0	0	0	0	0	0	0	1	0	0	.000	.000	.000	.000
Josh Willingham	4	4	0	1	0	0	0	0	0	2	0	0	.250	.250	.250	.500
<b>TOTALS</b>	<b>15</b>	<b>511</b>	<b>69</b>	<b>130</b>	<b>28</b>	<b>1</b>	<b>11</b>	<b>67</b>	<b>41</b>	<b>105</b>	<b>14</b>	<b>4</b>	<b>.254</b>	<b>.314</b>	<b>.378</b>	<b>.692</b>

PITCHERS	W	L	SV	G	GS	IP	H	R	ER	HR	BB	SO	ERA
Tim Collins	0	0	0	4	0	5.2	6	2	2	0	2	7	3.18
Wade Davis	2	0	0	12	0	14.1	8	2	1	0	2	20	0.63
Danny Duffy	1	0	0	3	0	4.2	3	2	2	0	4	5	3.86
Brandon Finnegan	1	1	0	7	0	6.0	9	7	7	0	5	4	10.50
Jason Frasor	2	0	0	7	0	5.1	5	1	1	0	2	3	1.69
Jeremy Guthrie	1	1	0	3	3	13.1	11	6	6	0	2	5	4.05
Kelvin Herrera	1	0	0	11	0	15.0	11	3	3	0	7	16	1.80
Greg Holland	0	0	7	11	0	11.0	4	1	1	0	5	15	0.82
James Shields	1	2	0	5	5	25.0	36	17	17	4	7	20	6.12
Jason Vargas	1	0	0	3	3	15.1	11	6	6	3	6	11	3.52
Yordano Ventura	1	0	0	5	4	25.1	23	9	9	3	9	14	3.20
<b>TOTALS</b>	<b>11</b>	<b>4</b>	<b>7</b>	<b>15</b>	<b>15</b>	<b>141.0</b>	<b>127</b>	<b>56</b>	<b>55</b>	<b>10</b>	<b>51</b>	<b>120</b>	<b>3.51</b>

## 2015 POSTSEASON

**ROYAL FLUSH:** The Royals began the season 7-0 en route to a 95-67 record and their first division title in 30 years. Kansas City boasted a franchise-record eight All-Star selections, including four starters in **Salvador Perez**, **Alcides Escobar**, **Alex Gordon** and **Lorenzo Cain**.

**COMEBACK KIDS:** Kansas City trailed in seven of its 11 wins during the 2015 postseason, including an epic comeback victory in Game 4 of the Division Series in Houston. The Royals scored 5 runs in the 8th and 2 in the 9th to overcome a 4-run deficit and stave off elimination. They prevailed in six games over Toronto in a spirited Championship Series, becoming the third team this century to win back-to-back American League pennants.

**CROWNED:** The Royals outscored the Mets 27-19 en route to their second World Series title in franchise history, ousting New York in comeback fashion in Game 5. The Royals trailed 2-0 heading into the top of the 9th inning, before a walk and a run-scoring double to begin the frame chased starter **Matt Harvey**. Two batters later, **Eric Hosmer** scored the tying run from third base on a groundout by Perez, forcing extras. The teams traded zeros until the 12th, when **Christian Colón** drove in the go-ahead run to begin a 5-run, title-clinching frame. World Series MVP Salvador Perez hit a team-best .364 (8-for-22) in the series, and had the game-tying RBI groundout in the 9th to force extras.

ALDS vs. HOU (ROYALS WON 3-2)				
DATE	SITE	SCORE	WIN	LOSS
10/8	KC	L 5-2	McHugh	Ventura
10/9	KC	W 5-4	Herrera	Harris
10/11	HOU	L 4-2	Keuchel	Vólquez
10/12	HOU	W 9-6	Madson	Sipp
10/14	KC	W 7-2	Cueto	McHugh

ALCS vs. TOR (ROYALS WON 4-2)				
DATE	SITE	SCORE	WIN	LOSS
10/16	KC	W 5-0	Vólquez	Estrada
10/17	KC	W 6-3	Duffy	Price
10/19	TOR	L 11-8	Stroman	Cueto
10/20	TOR	W 14-2	Hochevar	Dickey
10/21	TOR	L 7-1	Estrada	Vólquez
10/23	KC	W 4-3	Davis	Osuna

WS vs. NYM (ROYALS WON 4-1)				
DATE	SITE	SCORE	WIN	LOSS
10/27	KC	W 5-4 (14)	Young	Colón
10/28	KC	W 7-1	Cueto	deGrom
10/30	NYM	L 9-3	Syndergaard	Ventura
10/31	NYM	W 5-3	Madson	Clippard
11/1	NYM	W 7-2 (12)	Hochevar	Reed

### 2015 POSTSEASON STATISTICS

BATTERS	G	AB	R	H	2B	3B	HR	RBI	BB	SO	SB	CS	AVG	OBP	SLG	OPS
Drew Butera	3	1	0	0	0	0	0	0	1	0	0	0	.000	.500	.000	.500
Lorenzo Cain	16	62	11	16	2	0	1	11	11	14	6	1	.258	.365	.339	.704
Christian Colón	1	1	1	1	0	0	0	1	0	0	0	0	1.000	1.000	1.000	2.000
Wade Davis	3	1	0	0	0	0	0	0	0	1	0	0	.000	.000	.000	.000
Jarrod Dyson	6	4	1	0	0	0	0	0	0	2	3	0	.000	.000	.000	.000
Alcides Escobar	16	70	13	23	4	3	1	9	0	10	1	0	.329	.347	.514	.861
Alex Gordon	16	54	10	13	4	0	2	6	8	14	0	0	.241	.349	.426	.775
Terrance Gore	2	0	0	0	0	0	0	0	0	0	1	1	-	-	-	.000
Eric Hosmer	16	66	10	14	2	0	1	17	3	17	1	0	.212	.236	.288	.524
Adalberto Mondesi	1	1	0	0	0	0	0	0	0	1	0	0	.000	.000	.000	.000
Kendrys Morales	16	51	5	13	0	0	4	10	4	12	0	0	.255	.304	.490	.794
Mike Moustakas	16	65	5	14	1	0	1	8	3	8	0	0	.215	.257	.277	.534
Paulo Orlando	12	11	3	3	0	0	0	1	0	2	0	0	.273	.250	.273	.523
Salvador Perez	16	58	10	15	3	0	4	8	4	9	0	0	.259	.328	.517	.845
Alex Ríos	16	48	6	13	2	0	1	6	3	10	1	1	.271	.314	.375	.689
Yordano Ventura	1	0	0	0	0	0	0	0	0	0	0	0	-	-	-	.000
Edinson Vólquez	2	2	0	1	0	0	0	0	0	1	0	0	.500	.500	.500	1.000
Chris Young	2	1	0	0	0	0	0	0	0	1	0	0	.000	.000	.000	.000
Ben Zobrist	16	66	15	20	8	0	2	6	7	6	1	0	.303	.365	.515	.880
<b>TOTALS</b>	<b>16</b>	<b>562</b>	<b>90</b>	<b>146</b>	<b>26</b>	<b>3</b>	<b>17</b>	<b>83</b>	<b>44</b>	<b>108</b>	<b>14</b>	<b>3</b>	<b>.260</b>	<b>.316</b>	<b>.407</b>	<b>.724</b>

PITCHERS	W	L	SV	G	GS	IP	H	R	ER	HR	BB	SO	ERA
Johnny Cueto	2	1	0	4	4	25.0	17	15	15	3	10	19	5.40
Wade Davis	1	0	4	8	0	10.2	6	0	0	0	3	18	0.00
Danny Duffy	1	0	0	6	0	6.0	7	4	4	2	0	9	6.00
Kelvin Herrera	1	0	0	11	0	13.2	10	2	1	0	3	22	0.66
Luke Hochevar	2	0	0	9	0	10.2	6	0	0	0	1	4	0.00
Ryan Madson	2	0	0	9	0	8.1	12	5	5	4	3	15	5.40
Kris Medlen	0	0	0	2	0	6.0	3	2	2	2	1	8	3.00
Franklin Morales	0	0	0	3	0	2.1	5	5	5	0	1	2	19.29
Yordano Ventura	0	2	0	5	5	21.0	27	15	15	5	8	22	6.43
Edinson Vólquez	1	2	0	5	5	28.2	18	13	12	3	18	23	3.77
Chris Young	1	0	0	4	2	15.2	8	5	5	2	6	18	2.87
<b>TOTALS</b>	<b>11</b>	<b>5</b>	<b>4</b>	<b>16</b>	<b>16</b>	<b>148.0</b>	<b>119</b>	<b>66</b>	<b>64</b>	<b>21</b>	<b>54</b>	<b>160</b>	<b>3.89</b>



## RECORDS

- 232 Year-by-Year Results
- 237 Year-by-Year Statistics
- 240 Team & Player Records
- 250 Doubleheader History
- 253 Single-Season Leaders
- 256 Career Leaders
- 259 American League Leaders
- 262 No-Hitters
- 264 Specialty Home Runs
- 269 Walk-off Wins
- 274 Attendance Records



## YEAR-BY-YEAR RESULTS

YEAR	G	W	L	PCT	FINISH	R	RA	RS-RA	ATTENDANCE	POSTSEASON
1969	163*	69	93	.426	4th/-28.0	586	688	-102	902,414	
1970	162	65	97	.401	T4th/-33.0	611	705	-94	693,047	
1971	161	85	76	.528	2nd/-16.0	603	566	+37	910,784	
1972	154	76	78	.494	4th/-16.5	580	545	+35	707,656	
1973	162	88	74	.543	2nd/-6.0	755	752	+3	1,345,341	
1974	162	77	85	.475	5th/-13.0	667	662	+5	1,173,292	
1975	162	91	71	.562	2nd/-7.0	710	649	+61	1,151,836	
<b>1976</b>	<b>162</b>	<b>90</b>	<b>72</b>	<b>.556</b>	<b>1st/2.5</b>	<b>713</b>	<b>611</b>	<b>+102</b>	<b>1,680,265</b>	Lost ALCS (3-2) vs. NYY
<b>1977</b>	<b>162</b>	<b>102</b>	<b>60</b>	<b>.630</b>	<b>1st/8.0</b>	<b>822</b>	<b>651</b>	<b>+171</b>	<b>1,852,603</b>	Lost ALCS (3-2) vs. NYY
<b>1978</b>	<b>162</b>	<b>92</b>	<b>70</b>	<b>.568</b>	<b>1st/5.0</b>	<b>743</b>	<b>634</b>	<b>+109</b>	<b>2,255,493</b>	Lost ALCS (3-1) vs. NYY
1979	162	85	77	.525	2nd/-3.0	851	816	+35	2,261,845	
<b>1980</b>	<b>162</b>	<b>97</b>	<b>65</b>	<b>.599</b>	<b>1st/14.0</b>	<b>809</b>	<b>694</b>	<b>+115</b>	<b>2,288,714</b>	Lost WS (4-2) vs. PHI
1981	103	50	53	.485	4th/-11.0	397	405	-8	1,279,403	Lost ALDS (3-0) vs. OAK
1982	162	90	72	.556	2nd/-3.0	784	717	+67	2,284,464	
1983	163*	79	83	.488	2nd/-20.0	696	767	-71	1,963,875	
<b>1984</b>	<b>162</b>	<b>84</b>	<b>78</b>	<b>.519</b>	<b>1st/3.0</b>	<b>673</b>	<b>686</b>	<b>-13</b>	<b>1,810,018</b>	Lost ALCS (3-0) vs. DET
<b>1985</b>	<b>162</b>	<b>91</b>	<b>71</b>	<b>.562</b>	<b>1st/1.0</b>	<b>687</b>	<b>639</b>	<b>+48</b>	<b>2,162,717</b>	Won WS (4-3) vs. STL
1986	162	76	86	.469	T3rd/-16.0	654	673	-19	2,320,794	
1987	162	83	79	.512	2nd/-2.0	715	691	+24	2,392,471	
1988	161	84	77	.522	3rd/-19.5	704	648	+56	2,350,181	
1989	162	92	70	.568	2nd/-7.0	690	635	+55	2,477,700	
1990	161	75	86	.466	6th/-27.5	707	709	-2	2,244,956	
1991	162	82	80	.506	6th/-13.0	727	722	+5	2,161,537	
1992	162	72	90	.444	T5th/-24.0	610	667	-57	1,867,689	
1993	162	84	78	.519	3rd/-10.0	675	694	-19	1,934,578	
1994	115	64	51	.557	3rd/-4.0	574	532	+42	1,400,494	
1995	144	70	74	.486	2nd/-30.0	629	691	-62	1,233,530	
1996	161	75	86	.466	5th/-24.0	746	786	-40	1,435,997	
1997	161	67	94	.416	5th/-19.0	747	820	-73	1,517,638	
1998	161	72	89	.447	3rd/-16.5	714	899	-185	1,494,875	
1999	161	64	97	.398	4th/-32.5	856	921	-65	1,506,068	
2000	162	77	85	.475	4th/-18.0	879	930	-51	1,564,847	
2001	162	65	97	.401	5th/-26.0	729	858	-129	1,536,371	
2002	162	62	100	.383	4th/-32.5	737	891	-154	1,323,036	
2003	162	83	79	.512	3rd/-7.0	836	867	-31	1,779,895	
2004	162	58	104	.358	5th/-34.0	720	905	-185	1,661,478	
2005	162	56	106	.346	5th/-43.0	701	935	-234	1,371,181	
2006	162	62	100	.383	5th/-34.0	757	971	-214	1,372,638	
2007	162	69	93	.426	5th/-27.0	706	778	-72	1,616,867	
2008	162	75	87	.463	4th/-13.5	691	781	-90	1,578,922	
2009	162	65	97	.401	T4th/-21.5	686	842	-156	1,797,891	
2010	162	67	95	.414	5th/-27.0	676	845	-169	1,615,327	
2011	162	71	91	.438	4th/-24.0	730	762	-32	1,724,450	
2012	162	72	90	.444	3rd/-16.0	676	746	-70	1,739,859	
2013	162	86	76	.531	3rd/-7.0	648	601	+47	1,750,754	
2014	162	89	73	.549	2nd/-1.0	651	624	+27	1,956,482	Lost WS (4-3) vs. SF
<b>2015</b>	<b>162</b>	<b>95</b>	<b>67</b>	<b>.586</b>	<b>1st/12.0</b>	<b>724</b>	<b>641</b>	<b>+83</b>	<b>2,708,549</b>	Won WS (4-1) vs. NYM
2016	162	81	81	.500	3rd/-13.5	675	712	-37	2,557,712	
2017	162	80	82	.494	3rd/-22.0	702	791	-89	2,220,370	
2018	162	58	104	.358	5th/-33.0	638	833	-195	1,665,107	
2019	162	59	103	.364	4th/-42.0	691	869	-178	1,479,659^	
2020	60	26	34	.433	4th/-10.0	248	272	-24	-	
2021	162	74	88	.457	4th/-19.0	686	788	-102	1,159,613+	
2022	162	65	97	.401	5th/-27.0	640	810	-170	1,277,776	
<b>YEAR</b>	<b>G</b>	<b>W</b>	<b>L</b>	<b>PCT</b>	<b>FINISH</b>	<b>R</b>	<b>RA</b>	<b>RS-RA</b>	<b>ATTENDANCE</b>	<b>POSTSEASON</b>
<b>TOT</b>	<b>8,509</b>	<b>4,066</b>	<b>4,441</b>	<b>.478</b>	<b>-</b>	<b>37,262</b>	<b>39,327</b>	<b>-2,065</b>	<b>90,521,059</b>	

Division title years in **BOLD** | \* The Royals had 1 tie in 1969 and 1983

The Royals played in the AL West from 1969-93 and have played in the AL Central since 1994

No tickets sold in 2020 due to pandemic | + Limited tickets sold through May 30, 2021 due to pandemic

^ Includes 25,454 for June 13, 2019 home game in Omaha | All attendance numbers are for home games only

## YEAR-BY-YEAR SPLITS

YEAR	HOME	ROAD	DAY	NIGHT	GRASS	TURF	PRE ASB	POST ASB	1-RUN GAMES
1969	36-45	33-48	25-34	44-59	69-93	-	41-55	28-38	31-28
1970	35-44	30-53	17-34	48-63	65-97	-	33-52	32-45	23-33
1971	44-37	41-39	31-31	54-45	85-76	-	43-41	42-35	19-31
1972	44-33	32-45	21-36	55-42	76-78	-	44-45	32-33	22-31
1973	48-33	40-41	29-20	59-54	40-41	48-33	55-46	33-28	28-21
1974	40-41	37-44	24-22	53-63	37-44	40-41	47-47	30-38	23-30
1975	51-30	40-41	22-17	69-54	40-41	51-30	47-41	44-30	28-25
1976	49-32	41-40	20-20	70-52	41-40	49-32	<b>51-31</b>	39-41	29-31
1977	55-26	47-34	26-14	<b>76-46</b>	36-32	<b>66-28</b>	51-38	<b>51-22</b>	31-13
1978	56-25	36-45	<b>27-13</b>	65-57	28-41	64-29	44-40	48-30	24-27
1979	46-35	39-42	19-22	66-55	31-37	54-40	44-47	41-30	34-22
1980	49-32	<b>48-33</b>	21-16	76-49	<b>42-27</b>	55-38	47-33	50-32	<b>29-12</b>
1981	19-28	31-25	18-12	32-41	24-20	26-33	20-30	30-23	15-19
1982	<b>56-25</b>	34-47	17-22	73-50	27-35	63-37	47-37	43-35	26-18
1983	45-36	34-47	23-20	56-63	26-36	53-47	37-36	42-47	24-19
1984	44-37	40-41	21-18	63-60	32-30	52-48	39-43	45-35	26-21
1985	50-32	41-39	20-26	71-45	32-29	59-42	44-42	47-29	29-23
1986	45-36	31-50	25-19	51-67	25-37	51-49	40-48	36-38	24-25
1987	46-35	37-44	20-23	63-56	28-34	55-45	46-41	37-38	22-21
1988	44-36	40-41	22-20	62-57	32-30	52-47	46-41	38-36	28-23
1989	55-26	37-44	20-20	72-50	25-37	67-33	49-37	43-33	24-19
1990	45-36	30-50	18-21	57-65	22-39	53-47	36-45	39-41	21-26
1991	40-41	42-39	22-24	60-56	31-31	51-49	36-44	46-36	24-17
1992	44-37	28-53	14-27	58-63	22-40	50-50	37-50	35-40	21-27
1993	43-38	41-40	27-23	57-55	31-31	53-47	44-42	40-36	38-32
1994	35-24	29-27	19-14	45-37	21-22	43-29	45-42	19-9	14-16
1995	35-37	35-37	21-18	49-56	60-66	10-8	33-32	37-42	24-19
1996	37-43	38-43	15-29	60-57	66-76	9-10	38-50	37-36	14-26
1997	33-47	34-47	21-30	46-64	55-83	12-11	36-46	31-48	20-29
1998	29-51	43-38	18-23	54-66	53-80	19-9	38-48	34-41	17-16
1999	33-47	31-50	14-32	50-65	55-83	9-14	35-52	29-45	11-32
2000	42-39	35-46	29-19	48-66	68-75	9-10	39-46	38-39	21-26
2001	35-46	30-51	19-30	46-67	59-86	6-11	34-53	31-44	11-24
2002	37-44	25-56	21-31	41-69	55-89	7-11	33-52	29-48	14-27
2003	40-40	43-39	27-26	56-53	75-70	8-9	51-41	32-38	18-22
2004	33-47	25-57	17-44	41-60	54-90	4-14	31-54	27-50	14-19
2005	34-47	22-59	22-32	34-74	52-91	4-15	30-57	26-49	18-30
2006	34-47	28-53	11-35	51-65	57-90	5-10	31-56	31-44	14-24
2007	35-46	34-47	21-23	48-70	62-84	7-9	38-50	31-43	21-22
2008	38-43	37-44	29-24	46-63	70-75	5-12	43-53	32-34	20-18
2009	33-48	32-49	22-32	43-65	59-84	6-13	37-51	28-46	16-25
2010	38-43	29-52	22-27	45-68	64-91	3-4	39-49	28-46	27-30
2011	40-41	31-50	23-26	48-65	69-86	2-5	37-54	34-37	25-32
2012	37-44	35-46	16-36	56-54	69-86	3-4	37-47	35-43	27-26
2013	44-37	42-39	34-21	52-55	82-73	4-3	43-49	43-27	31-25
2014	42-39	47-34	26-25	63-48	85-70	4-3	48-46	41-27	22-25
2015	51-30	44-37	30-16	65-51	92-63	3-4	52-34	43-33	23-17
2016	47-34	34-47	23-19	58-62	79-76	2-5	45-43	36-38	23-25
2017	43-38	37-44	26-27	54-55	75-80	5-2	44-43	36-39	25-16
2018	32-49	26-55	19-38	39-66	58-97	0-7	27-68	31-36	19-30
2019	31-50	28-53	21-40	38-63	57-98	2-5	30-61	29-42	15-25
2020	15-15	11-19	5-8	21-26	26-34	-	-	-	8-9
2021	39-42	35-46	29-35	45-53	73-80	1-8	36-53	38-35	21-19
2022	39-42	26-55	29-40	36-57	62-87	3-10	36-56	29-41	16-20
<b>TOTALS</b>	<b>2190-2056</b>	<b>1876-2385</b>	<b>1178-1354</b>	<b>2888-3087</b>	<b>2759-3341</b>	<b>1307-1100</b>	<b>2134-2438</b>	<b>1906-1969</b>	<b>1192-1268</b>

Royals home games were played on artificial turf from 1973-94

Best single-season win percentages are in **BOLD** (min. 10 games)

## BEST/WORST RECORDS BY GAME NUMBER

#	BEST	LAST	WORST	LAST	#	BEST	LAST	WORST	LAST	#	BEST	LAST	WORST	LAST
1	1-0	20x, 2022	0-1	34x, 2020	55	36-19	1976	14-41	2006	109	69-40	1980	34-75	2018
2	2-0	10x, 2022	0-2	15x, 2018	56	37-19	1976	14-42	2006	110	69-41	1980	34-76	2018
3	3-0	6x, 2015	0-3	8x, 2018	57	38-19	1976	14-43	2006	111	70-41	1980	34-77	2018
4	4-0	3x, 2015	0-4	3x, 2001	58	38-20	1976	15-43	2006	112	70-42	1980	34-78	2018
5	5-0	2x, 2015	0-5	2x, 1993	59	39-20	1976	16-43	2006	113	71-42	1980	34-79	2018
6	6-0	2x, 2015	0-6	1992	60	39-21	1976	16-44	2006	114	72-42	1980	35-79	2018
7	7-0	2x, 2015	0-7	1992	61	39-22	1976	16-45	2006	115	73-42	1980	35-80	2018
8	8-0	2003	1-7	2x, 1993	62	39-23	2x, 1980	16-46	2006	116	74-42	1980	35-81	2018
9	9-0	2003	1-8	1992	63	39-24	2x, 1980	16-47	2006	117	75-42	1980	35-82	2018
10	9-1	2003	1-9	1992	64	39-25	3x, 1989	17-47	2006	118	76-42	1980	36-82	2018
11	10-1	2003	1-10	1992	65	39-26	4x, 2015	17-48	2006	119	77-42	1980	36-83	2018
12	11-1	2003	1-11	1992	66	40-26	2x, 1980	18-48	2006	120	78-42	1980	36-84	2018
13	11-2	2x, 2003	1-12	1992	67	41-26	1976	18-49	2006	121	78-43	1980	37-84	2018
14	11-3	3x, 2015	1-13	1992	68	42-26	1976	19-49	2006	122	78-44	1980	37-85	2018
15	12-3	2003	1-14	1992	69	42-27	1976	20-49	2006	123	79-44	1980	38-85	2018
16	13-3	2003	1-15	1992	70	43-27	1976	21-49	2006	124	80-44	1980	38-86	2018
17	14-3	2003	1-16	1992	71	44-27	1976	22-49	2x, 2018	125	81-44	1980	38-87	2018
18	15-3	2003	2-16	1992	72	44-28	3x, 2015	22-50	2x, 2018	126	82-44	1980	38-88	2018
19	16-3	2003	3-16	1992	73	45-28	1976	22-51	2018	127	83-44	1980	38-89	2018
20	16-4	2003	3-17	1992	74	46-28	1976	22-52	2018	128	83-45	1980	38-90	2018
21	17-4	2003	3-18	1992	75	46-29	1976	23-52	2018	129	84-45	1980	39-90	2018
22	17-5	2003	3-19	1992	76	47-29	1976	23-53	2018	130	84-46	1980	40-90	2018
23	17-6	2003	4-19	1992	77	48-29	1976	23-54	2018	131	85-46	1980	40-91	2018
24	17-7	2003	5-19	3x, 2018	78	48-30	1976	24-54	2018	132	85-47	1980	41-91	2018
25	17-8	2x, 2003	5-20	3x, 2018	79	49-30	1976	24-55	2018	133	85-48	1980	42-91	2018
26	18-8	2003	6-20	3x, 2018	80	50-30	1976	25-55	2018	134	85-49	1980	43-91	2x, 2018
27	18-9	2003	7-20	4x, 2018	81	51-30	1976	25-56	2018	135	86-49	1980	44-91	2x, 2018
28	19-9	2003	7-21	3x, 2018	82	51-31	1976	25-57	2018	136	86-50	1980	44-92	2005
29	20-9	2003	7-22	2x, 2006	83	52-31	1976	25-58	2018	137	87-50	1980	44-93	2005
30	20-10	2x, 2003	7-23	2005	84	52-32	1976	25-59	2018	138	87-51	1980	45-93	2005
31	21-10	1976	8-23	2005	85	53-32	1976	25-60	2018	139	87-52	1980	46-93	2x, 2018
32	21-11	1976	8-24	2005	86	54-32	1976	25-61	2018	140	87-53	1980	46-94	2x, 2018
33	21-12	2x, 2015	8-25	2005	87	55-32	1976	25-62	2018	141	88-53	1980	46-95	2005
34	22-12	1976	8-26	2005	88	56-32	1976	25-63	2018	142	88-54	2x, 1980	46-96	2005
35	23-12	1976	9-26	2005	89	56-33	1976	25-64	2018	143	89-54	1977	47-96	2005
36	23-13	4x, 2015	9-27	2005	90	56-34	1976	25-65	2018	144	90-54	1977	48-96	2005
37	24-13	1989	10-27	2x, 2006	91	56-35	1976	26-65	2018	145	91-54	1977	48-97	2005
38	25-13	1989	10-28	2006	92	57-35	1976	26-66	2018	146	91-55	1977	48-98	2005
39	25-14	2x, 2015	10-29	2006	93	57-36	2x, 2015	26-67	2018	147	92-55	1977	48-99	2005
40	26-14	2015	10-30	2006	94	58-36	1976	27-67	2018	148	93-55	1977	49-99	2005
41	27-14	2015	10-31	2006	95	58-37	2x, 1980	27-68	2018	149	94-55	1977	50-99	2005
42	28-14	2015	10-32	2006	96	59-37	2x, 1980	28-68	2018	150	95-55	1977	51-99	2005
43	28-15	2015	10-33	2006	97	59-38	3x, 2015	29-68	2018	151	96-55	1977	52-99	2x, 2018
44	28-16	2015	10-34	2006	98	60-38	3x, 2015	30-68	2018	152	97-55	1977	52-100	2x, 2018
45	28-17	2x, 2015	10-35	2006	99	61-38	3x, 2015	30-69	2018	153	98-55	1977	52-101	2x, 2018
46	29-17	1976	11-35	2006	100	61-39	3x, 2015	31-69	2018	154	99-55	1977	52-102	2005
47	30-17	1976	11-36	2006	101	62-39	1980	31-70	2018	155	99-56	1977	53-102	2x, 2018
48	30-18	1976	11-37	2006	102	63-39	1980	31-71	2018	156	99-57	1977	54-102	2x, 2018
49	31-18	1976	12-37	2006	103	64-39	1980	32-71	2018	157	99-58	1977	54-103	2005
50	31-19	1976	13-37	2x, 2006	104	64-40	2x, 1980	32-72	2018	158	99-59	1977	54-104	2005
51	32-19	1976	13-38	2006	105	65-40	2x, 1980	32-73	2018	159	100-59	1977	55-104	2005
52	33-19	1976	13-39	2006	106	66-40	2x, 1980	33-73	2018	160	101-59	1977	55-105	2005
53	34-19	1976	13-40	2006	107	67-40	1980	34-73	2018	161	101-60	1977	56-105	2005
54	35-19	1976	14-40	2006	108	68-40	1980	34-74	2018	162	102-60	1977	56-106	2005



## EXTRA-INNING RESULTS

YEAR	W-L	YEAR	W-L	YEAR	W-L	YEAR	W-L	YEAR	W-L
1969	7-12	1980	8-6	1991	11-8	2002	7-12	2013	11-4
1970	14-8	1981	2-5	1992	4-10	2003	5-4	2014	5-7
1971	2-7	1982	7-3	1993	8-6	2004	4-7	2015	10-6
1972	5-10	1983	5-5	1994	6-5	2005	4-8	2016	7-3
1973	9-5	1984	6-5	1995	7-6	2006	6-6	2017	4-7
1974	10-11	1985	11-7	1996	10-6	2007	5-8	2018	5-8
1975	13-5	1986	6-10	1997	7-8	2008	7-6	2019	4-9
1976	13-7	1987	5-3	1998	7-5	2009	6-3	2020	1-2
1977	9-6	1988	5-5	1999	5-10	2010	10-8	2021	4-5
1978	7-5	1989	11-6	2000	7-8	2011	10-8	2022	5-5
1979	9-6	1990	5-4	2001	6-7	2012	8-7	<b>TOTALS</b>	<b>375-353</b>

### SINGLE-SEASON EXTRA-INNING RECORDS

Most wins	Most losses	Best win percentage	Worst win percentage
14	1970	12	1969, 2002
		.733	2013
			.222
			1971

### LONGEST GAMES (BY INNINGS) IN ROYALS HISTORY

INN	DATE/OPP	FINAL	INN	DATE/OPP	FINAL	INN	DATE/OPP	FINAL
18	6/6/91 vs. TEX	W 4-3	16	4/30/72 vs. CLE	L 3-5	15	4/12/89 vs. BAL	L 4-5
18	5/17/72 vs. TEX	L 3-4	16	8/27/72 at NYY (G2)	L 8-9	15	5/23/81 vs. MIN	W 1-0
17	5/25/86 vs. CWS	W 2-1	15	6/17/12 at STL	W 5-3	15	9/27/77 at OAK (G1)	L 2-4
17	5/2/70 vs. CLE	W 4-3	15	5/16/12 vs. BAL	L 3-4	15	8/24/77 at MIL	W 4-3
17	4/9/69 vs. MIN	W 4-3	15	6/4/08 at CWS	L 4-6	15	8/26/76 at BOS	W 7-6
16	6/15/96 vs. BAL	W 7-6	15	6/10/98 vs. MIL	L 6-9	15	7/28/76 at CAL	W 3-2
16	7/29/95 vs. DET	W 5-4	15	9/24/97 at MIL	L 3-4	15	5/30/69 vs. NYY (G2)	L 4-5
16	8/26/84 vs. CWS	W 6-5	15	6/12/93 vs. CWS	L 1-2			
16	5/28/79 vs. BAL	W 5-4	15	7/17/91 vs. BAL	W 9-8			

### AUTOMATIC RUNNER RULE

Starting in 2020, Major League Baseball implemented the Automatic Runner Rule for all *regular season* extra-inning games. All half innings after the 9th begin with a runner on second base, which shall be the player (or a substitute player) immediately preceding that half inning's leadoff batter. If the automatic runner scores, an *unearned* run is charged to the pitcher.

The Royals are 10-12 in 22 extra-inning games since the Automatic Runner rule was instated in 2020. They've played 30 extra innings in those 22 games and have scored the automatic runner 15 times (50.0%), well below the Major League average of 59.2% half-inning in extras with a run scored from 2020-22.

### AUTOMATIC RUNNER SCORED RATE ROYALS vs. MLB AVERAGE

	ROYALS			MLB AVERAGE		
	INNINGS	RUN SCORED	%	INNINGS	RUN SCORED	%
<b>2020</b>	3	1	33.3%	218	125	57.3%
<b>2021</b>	14	6	42.9%	640	377	58.9%
<b>2022</b>	13	8	61.5%	602	362	60.1%
<b>TOTALS</b>	<b>30</b>	<b>15</b>	<b>50.0%</b>	<b>1,460</b>	<b>864</b>	<b>59.2%</b>

### ROYALS AUTOMATIC RUNNERS GAME LOG (OFFENSE)

DATE/OPP	W/L	FINAL	AUTO				DATE/OPP	W/L	FINAL	AUTO			
			INN	RUN	SCORED					INN	RUN	SCORED	
7/25/20 at CLE	W	3-2	10	1	1	4/9/22 vs. CLE	W	1-0	10	1	1		
8/11/20 at CIN	L	6-5	10	1	0	4/24/22 at SEA	L	5-4	12	3	1		
8/30/20 at CWS	L	5-2	10	1	0	4/28/22 at CWS	W	5-2	10	1	1		
<b>2020 TOTAL</b>	<b>1-2</b>		<b>3</b>	<b>1</b>		5/16/22 vs. CWS	L	5-3	10	1	0		
4/11/21 at CWS	W	4-3	10	1	1	6/21/22 at LAA	W	12-11	11	2	1		
5/26/21 at TB	L	2-1	10	1	0	7/16/21 at TOR	L	6-5	10	1	1		
7/28/21 vs. CWS	W	3-2	10	1	0	8/19/22 at TB	W	3-2	10	1	1		
8/9/21 vs. NYY	L	8-6	11	2	2	9/5/22 vs. CLE	L	6-5	10	1	1		
8/19/21 vs. HOU	L	6-3	10	1	0	9/27/22 at DET	L	4-3	10	1	0		
8/25/21 at HOU	L	6-5	10	1	0	10/3/22 at CLE	W	5-2	10	1	1		
8/27/21 at SEA	W	8-7	12	3	2	<b>2022 TOTAL</b>	<b>5-5</b>		<b>13</b>	<b>8</b>			
9/1/21 vs. CLE	L	5-3	11	2	0	<b>TOTALS</b>	<b>10-12</b>		<b>30</b>	<b>15</b>			
9/10/21 at MIN	W	6-4	11	2	1								
<b>2021 TOTAL</b>	<b>4-5</b>		<b>14</b>	<b>6</b>									

## LONGEST/SHORTEST GAMES

### LONGEST GAMES (BY TIME) IN ROYALS HISTORY

TIME	DATE/OPP	FINAL (INN)	TIME	DATE/OPP	FINAL (INN)
6 hours, 28 minutes	6/6/91 vs. TEX	W 4-3 (18)	5 hours, 14 minutes	6/10/02 vs. FLA	L 15-8 (14)
5 hours, 32 minutes	7/17/91 vs. BAL	W 9-8 (15)	5 hours, 7 minutes	4/12/89 vs. BAL	L 5-4 (15)
5 hours, 23 minutes	7/13/12 vs. CWS	L 9-8 (14)	5 hours, 0 minutes	6/17/12 at STL	W 5-3 (15)
5 hours, 21 minutes	6/20/07 at STL	L 7-6 (14)	5 hours, 0 minutes	9/13/97 at ANA	W 3-1 (13)

### LONGEST 9-INNING GAMES (BY TIME) IN ROYALS HISTORY

TIME	DATE/OPP	FINAL	TIME	DATE/OPP	FINAL
4 hours, 26 minutes	4/1/21 vs. TEX	W 14-10	4 hours, 5 minutes	9/22/19 at MIN	L 12-8
4 hours, 16 minutes	9/16/14 vs. CWS	L 7-5	4 hours, 3 minutes	7/7/18 vs. BOS	L 15-4
4 hours, 8 minutes	6/9/99 vs. STL	W 17-13	4 hours, 2 minutes	9/15/21 vs. OAK	L 12-10
4 hours, 6 minutes	4/23/22 at SEA	L 13-7	4 hours, 1 minute	8/4/07 at NYY	L 16-8
			4 hours, 1 minute	7/24/07 vs. NYY	L 9-4

### SHORTEST GAMES (BY TIME) IN ROYALS HISTORY

TIME	DATE/OPP	FINAL (INN)	TIME	DATE/OPP	FINAL (INN)
48 minutes	7/30/71 at BAL	L 1-0 (5)	1 hour, 26 minutes	4/13/79 at TOR	L 4-1 (6)
1 hour, 10 minutes	8/11/71 at WAS*	W 1-0 (6)	1 hour, 30 minutes	5/16/95 vs. SEA	W 4-2 (5)
1 hour, 22 minutes	6/29/87 vs. MIN	W 3-2 (5)	1 hour, 31 minutes	5/6/86 at CLE	L 6-1 (5)

\*Washington Senators, now known as Texas Rangers

### SHORTEST 9-INNING GAMES (BY TIME) IN ROYALS HISTORY

TIME	DATE/OPP	FINAL	TIME	DATE/OPP	FINAL
1 hour, 35 minutes	9/28/71 at OAK	L 2-1	1 hour, 44 minutes	4/16/69 at CWS	L 2-5
1 hour, 40 minutes	10/1/74 at CWS	L 2-1	1 hour, 44 minutes	9/29/92 at CAL	W 2-0
1 hour, 41 minutes	7/24/02 at DET	L 3-0	1 hour, 44 minutes	5/10/05 at TOR	L 3-1
1 hour, 42 minutes	9/26/78 vs. SEA	W 4-1	1 hour, 45 minutes	9/16/69 vs. SEP*	W 2-1

\*Seattle Pilots, now known as Milwaukee Brewers

### SHORTEST EXTRA-INNING GAMES (BY TIME) IN ROYALS HISTORY

TIME	DATE/OPP	FINAL (INN)	TIME	DATE/OPP	FINAL (INN)
2 hours, 1 minute	9/27/73 at CWS	L 3-2 (10)	2 hours, 17 minutes	6/11/79 vs. BOS	L 4-0 (10)
2 hours, 8 minutes	5/14/74 at OAK (G2)	L 2-1 (10)	2 hours, 19 minutes	9/25/69 at CWS	L 2-1 (10)
2 hours, 11 minutes	8/14/70 at NYY	L 3-2 (10)	2 hours, 20 minutes	6/6/73 at BOS	L 5-4 (10)

### PITCH CLOCK RULES

As part of the new rule changes for 2023 that were approved by the new joint committee, a Pitch Timer will be implemented for this season to help improve pace of play and reduce dead time. The Pitch Timer Regulations include the following provisions:

- + Pitchers must begin their motion before the expiration of the timer, and have up to 15 seconds between pitches when the bases are empty and up to 20 seconds between pitches with at least one runner on base.
- + Pitchers may disengage the rubber (and the timer will reset) twice per plate appearance without penalty. Subsequent disengagements result in a balk, unless an out is recorded on the runner. The disengagement count resets if the runner advances.
- + Hitters are allowed one timeout per plate appearance, and must be in the batter's box and alert to the pitcher with at least eight seconds remaining on the Pitch Timer.
- + Umpires have authority to provide additional time if warranted by special circumstances (e.g., the catcher makes the last out of the inning and needs additional time to get into defensive position).
- + In the minor leagues in 2022, the Pitch Timer reduced the average 9-inning game time by 25 minutes.

# YEAR-BY-YEAR HITTING

YR	G	AB	R	H	2B	3B	HR	XBH	RBI	SF	SH	HBP	BB	SO	AVG	OBP	SLG	OPS
1969	<b>163</b>	5462	586	1311	179	32	98	309	538	38	57	43	522	901	.240	.309	.338	.648
1970	162	5503	611	1341	202	41	97	340	572	27	63	21	514	958	.244	.309	.348	.657
1971	161	5295	603	1323	225	40	80	345	573	59	45	25	490	819	.250	.313	.353	.666
1972	154	5167	580	1317	220	26	78	324	547	38	<b>72</b>	34	534	711	.255	.327	.353	.670
1973	162	5508	755	1440	239	40	114	393	703	47	49	26	<b>644</b>	696	.261	.339	.381	.729
1974	162	5582	667	1448	232	42	89	363	623	43	56	32	550	768	.259	.327	.364	.691
1975	162	5491	710	1431	263	58	118	439	667	51	68	29	591	675	.261	.333	.394	.727
1976	162	5540	713	1490	259	57	65	381	656	71	71	31	484	650	.269	.327	.371	.699
1977	162	5594	822	1549	299	77	146	<b>522</b>	773	58	49	45	522	687	.277	.340	<b>.436</b>	.776
1978	162	5474	743	1469	305	59	98	462	695	72	55	30	498	644	.268	.329	.399	.728
1979	162	5653	851	1596	286	<b>79</b>	116	481	791	<b>76</b>	57	35	528	675	.282	.343	.422	.766
1980	162	<b>5714</b>	809	1633	266	59	115	440	766	63	34	38	508	709	.286	.345	.413	.758
1981	103	3560	397	952	169	29	61	259	381	35	28	17	301	419	.267	.325	.383	.707
1982	162	5629	784	1603	295	58	132	485	746	49	32	25	442	758	.285	.337	.428	.765
1983	<b>163</b>	5598	696	1515	273	54	109	436	653	33	32	23	397	722	.271	.320	.397	.717
1984	162	5543	673	1487	269	52	117	438	639	55	41	24	400	832	.268	.317	.399	.716
1985	162	5500	687	1384	261	49	154	464	657	41	44	36	473	840	.252	.313	.401	.714
1986	162	5561	654	1403	264	45	137	446	618	33	24	36	474	919	.252	.313	.390	.703
1987	162	5499	715	1443	239	40	168	447	677	42	34	30	523	1034	.262	.328	.412	.740
1988	161	5469	704	1419	275	40	121	436	671	51	46	33	486	944	.259	.321	.391	.712
1989	162	5475	690	1428	227	41	101	369	653	50	42	29	554	897	.261	.329	.373	.702
1990	161	5488	707	1465	316	44	100	460	660	54	31	27	498	879	.267	.328	.395	.723
1991	162	5584	727	1475	290	41	117	448	689	47	53	35	523	969	.264	.328	.394	.722
1992	162	5501	610	1411	284	42	75	401	568	46	45	51	439	741	.256	.315	.364	.679
1993	162	5522	675	1455	294	35	125	454	641	51	48	52	428	936	.263	.320	.397	.717
1994	115	3911	574	1051	211	38	100	349	538	38	32	33	376	698	.269	.335	.419	.754
1995	144	4903	629	1275	240	35	119	394	578	39	66	43	475	849	.260	.328	.396	.724
1996	161	5542	746	1477	286	38	123	447	689	49	66	43	529	943	.267	.332	.398	.731
1997	161	5599	747	1478	256	35	158	449	711	42	51	42	561	1061	.264	.333	.407	.740
1998	161	5546	714	1459	274	40	134	448	686	65	45	60	475	984	.263	.324	.399	.724
1999	161	5624	856	1584	294	52	151	497	800	56	46	64	535	932	.282	<b>.348</b>	.433	<b>.781</b>
2000	162	5709	<b>879</b>	<b>1644</b>	281	27	150	458	<b>831</b>	70	56	48	511	840	<b>.288</b>	<b>.348</b>	.425	.773
2001	162	5643	729	1503	277	37	152	466	691	47	36	44	406	898	.266	.318	.409	.727
2002	162	5535	737	1415	285	42	140	467	695	51	44	52	524	921	.256	.323	.398	.721
2003	162	5568	836	1526	288	39	162	489	781	57	63	75	476	926	.274	.336	.427	.763
2004	162	5538	720	1432	261	29	150	440	675	38	40	76	461	1057	.259	.322	.397	.720
2005	162	5503	701	1445	289	34	126	449	653	50	46	63	424	1008	.263	.320	.396	.716
2006	162	5589	757	1515	<b>335</b>	37	124	496	718	48	52	64	474	1040	.271	.332	.411	.743
2007	162	5534	706	1447	300	46	102	448	660	47	41	<b>89</b>	428	1069	.261	.322	.388	.710
2008	162	5608	691	1507	303	28	120	451	650	36	32	50	392	1005	.269	.320	.397	.717
2009	162	5532	686	1432	276	51	144	471	657	32	38	42	457	1091	.259	.318	.405	.724
2010	162	5604	676	1534	279	31	121	431	640	53	45	35	471	905	.274	.331	.399	.730
2011	162	5672	730	1560	325	41	129	495	705	57	55	39	442	1006	.275	.329	.415	.744
2012	162	5636	676	1492	295	37	131	463	643	41	26	42	404	1032	.265	.317	.400	.716
2013	162	5549	648	1443	254	34	112	400	620	42	37	42	422	1048	.260	.315	.379	.694
2014	162	5545	651	1456	286	29	95	410	604	47	33	53	380	985	.263	.314	.376	.690
2015	162	5575	724	1497	300	42	139	481	689	47	34	77	383	973	.269	.322	.412	.734
2016	162	5552	675	1450	264	33	147	444	640	34	38	45	382	1224	.261	.312	.400	.712
2017	162	5536	702	1436	260	24	<b>193</b>	477	660	37	17	45	390	1166	.259	.311	.420	.731
2018	162	5505	638	1350	283	29	155	467	606	40	24	67	427	1310	.245	.305	.392	.697
2019	162	5496	691	1356	281	40	162	483	655	42	24	59	456	<b>1405</b>	.247	.309	.401	.710
2020	60	1988	248	485	97	7	68	172	237	10	8	18	172	527	.244	.309	.402	.711
2021	162	5427	686	1349	251	29	163	443	647	52	31	55	421	1258	.249	.306	.396	.702
2022	162	5437	640	1327	247	38	138	423	613	44	20	48	460	1287	.244	.306	.380	.686

Single-season franchise records are in **BOLD**

# YEAR-BY-YEAR PITCHING

YR	G	ERA	AVG	WHIP	SV	CG	SHO	IP	H	R	ER	HR	HB	BB	BB/9	SO	SO/9	WP
1969	<b>163</b>	3.72	<b>.246</b>	1.31	25	42	10	1464.2	1357	688	605	136	25	560	3.4	894	5.5	52
1970	162	3.78	.247	1.36	25	30	11	1463.2	1346	705	615	138	34	641	3.9	915	5.6	56
1971	161	3.25	.247	1.27	44	34	15	1420.1	1301	<b>566</b>	<b>513</b>	84	36	496	3.1	775	4.9	41
1972	154	3.24	.251	<b>1.23</b>	28	44	<b>16</b>	1381.1	1293	545	497	85	30	405	<b>2.6</b>	801	5.2	37
1973	162	4.21	.273	1.48	41	40	7	1449.1	1521	752	678	114	33	617	3.8	790	4.9	43
1974	162	3.51	.263	1.33	17	<b>54</b>	13	1471.2	1477	662	574	91	30	482	3.0	731	4.5	42
1975	162	3.47	.258	1.32	25	52	11	1456.2	1422	649	561	108	30	498	3.1	815	5.0	40
1976	162	<b>3.21</b>	.247	1.26	35	41	12	<b>1472.1</b>	1356	611	525	<b>83</b>	31	493	3.0	735	4.5	<b>29</b>
1977	162	3.52	.251	1.28	42	41	15	1460.2	1377	651	571	110	36	499	3.1	850	5.2	56
1978	162	3.44	.251	1.27	33	53	14	1439.0	1350	634	550	108	34	478	3.0	657	4.1	37
1979	162	4.45	.267	1.39	27	42	7	1448.1	1477	816	716	165	28	536	3.3	640	4.0	40
1980	162	3.83	.267	1.34	42	37	10	1459.1	1496	694	621	129	<b>19</b>	465	2.9	614	3.8	35
1981	103	3.56	.260	1.28	24	24	8	922.1	909	405	365	75	20	273	2.7	404	3.9	13
1982	162	4.08	.262	1.34	45	16	12	1431.0	1443	717	649	163	26	471	3.0	650	4.1	43
1983	<b>163</b>	4.25	.274	1.40	49	19	8	1437.2	1535	767	679	133	27	471	3.0	593	3.7	40
1984	162	3.92	.258	1.29	50	18	9	1444.0	1426	686	629	136	27	<b>433</b>	2.7	724	4.5	31
1985	162	3.49	.257	1.30	41	27	11	1461.0	1433	639	566	103	28	463	2.9	846	5.2	43
1986	162	3.82	.258	1.31	31	24	13	1440.2	1413	673	612	121	38	479	3.0	888	5.6	43
1987	162	3.86	.261	1.38	26	44	11	1424.0	1424	691	610	128	36	548	3.5	923	5.8	54
1988	161	3.65	.258	1.32	32	29	12	1428.1	1415	648	580	102	33	465	2.9	886	5.6	55
1989	162	3.55	.257	1.29	38	27	13	1451.2	1415	635	572	86	25	455	2.8	978	6.1	56
1990	161	3.93	.264	1.41	33	18	8	1420.2	1449	709	621	116	46	560	3.6	1006	6.4	59
1991	162	3.92	.261	1.37	41	17	12	1466.0	1473	722	639	105	43	529	3.3	1004	6.2	47
1992	162	3.81	.259	1.34	44	9	12	1447.1	1426	667	613	106	39	512	3.2	834	5.2	42
1993	162	4.04	.254	1.35	48	16	6	1445.1	1379	694	649	105	44	571	3.6	985	6.1	76
1994	115	4.23	.260	1.37	38	5	6	1031.2	1018	532	485	95	33	392	3.4	717	6.3	60
1995	144	4.49	.268	1.42	37	11	10	1288.0	1323	691	642	142	38	503	3.5	763	5.3	45
1996	161	4.55	.277	1.40	35	17	8	1450.0	1563	786	733	176	56	460	2.9	926	5.8	56
1997	161	4.70	.274	1.43	29	11	5	1443.0	1530	820	753	186	54	531	3.3	961	6.0	62
1998	161	5.15	.281	1.50	46	6	5	1436.1	1590	899	822	196	60	568	3.6	999	6.3	72
1999	161	5.35	.288	1.58	29	11	3	1420.2	1607	921	844	202	68	643	4.1	831	5.3	60
2000	162	5.48	.282	1.58	29	10	6	1439.1	1585	930	876	239	42	693	4.3	927	5.8	77
2001	162	4.87	.276	1.47	30	5	1	1440.0	1537	858	779	209	61	576	3.6	911	5.7	73
2002	162	5.21	.281	1.50	30	12	6	1441.0	1587	891	834	212	52	572	3.6	909	5.7	68
2003	162	5.05	.279	1.48	36	7	10	1438.2	1569	867	808	190	66	566	3.5	865	5.4	60
2004	162	5.15	.290	1.52	25	6	3	1420.1	1638	905	813	208	56	518	3.3	887	5.6	60
2005	162	5.49	.291	1.57	25	4	4	1413.1	1640	935	862	178	74	580	3.7	924	5.9	69
2006	162	5.65	.292	1.60	35	3	5	1426.1	<b>1648</b>	971	896	213	60	637	4.0	904	5.7	85
2007	162	4.48	.277	1.44	36	2	6	1437.1	1547	778	716	168	41	520	3.3	993	6.2	56
2008	162	4.48	.264	1.38	44	2	8	1445.2	1473	781	720	159	41	515	3.2	1085	6.8	68
2009	162	4.83	.269	1.46	34	10	9	1426.0	1486	842	765	166	51	600	3.8	1153	7.3	89
2010	162	4.97	.276	1.46	44	7	3	1436.2	1553	845	794	176	47	551	3.5	1035	6.5	55
2011	162	4.44	.267	1.41	37	2	6	1451.1	1487	762	716	163	58	557	3.5	1080	6.7	69
2012	162	4.30	.270	1.41	44	2	12	1451.1	1504	746	693	163	60	542	3.4	1177	7.3	49
2013	162	3.45	.250	1.27	52	5	12	1448.1	1366	601	555	155	41	469	2.9	1208	7.5	60
2014	162	3.51	.250	1.26	53	3	14	1450.2	1386	624	565	128	56	440	2.7	1168	7.3	58
2015	162	3.73	.249	1.28	<b>56</b>	2	8	1452.0	1372	641	601	155	52	489	3.0	1160	7.2	62
2016	162	4.21	.259	1.35	41	3	7	1440.0	1433	712	674	206	60	517	3.2	1287	8.0	55
2017	162	4.61	.265	1.39	39	1	6	1437.2	1480	791	737	196	52	519	3.3	1216	7.6	48
2018	162	4.94	.275	1.46	33	2	8	1432.0	1542	833	786	205	51	549	3.5	1157	7.3	68
2019	162	5.20	.273	1.48	37	1	7	1425.0	1525	869	824	221	81	582	3.7	1230	7.8	59
2020	60	4.30	.254	1.38	19	1	4	517.0	500	272	247	76	29	211	3.7	517	<b>9.0</b>	28
2021	162	4.64	.254	1.39	37	1	7	1417.1	1375	788	731	189	62	591	3.8	<b>1344</b>	8.5	86
2022	162	4.70	.271	1.47	33	0	9	1416.0	1493	810	740	173	71	589	3.7	1191	7.6	88

Single-season franchise records are in **BOLD**

Lowest (best) totals (min. 160 games) are in **BOLD** for ERA, AVG, WHIP, R, ER, HR, HB, BB, BB/9 and WP

## YEAR-BY-YEAR FIELDING

YR	G	PCT	E	INN	TC	PO	AST	DP	OF AST	PB	SB	CS	CS%
1969	<b>163</b>	.975	157	1464.2	6198	4389	1652	114	<b>53</b>	17	-	-	-
1970	162	.976	152	1463.2	6238	4386	1700	163	35	16	-	-	-
1971	161	.979	132	1420.1	6181	4244	1805	181	28	11	-	-	-
1972	154	.981	116	1381.1	6015	4140	1759	-	28	17	-	-	-
1973	162	.974	167	1449.1	6432	4353	<b>1912</b>	-	36	8	-	-	-
1974	162	.976	152	1471.2	<b>6442</b>	4415	1875	166	39	29	115	55	32.4
1975	162	.976	155	1456.2	6356	<b>4370</b>	1831	154	36	13	119	64	35.0
1976	162	.978	139	<b>1472.1</b>	6409	<b>4416</b>	1854	146	28	9	146	66	31.1
1977	162	.978	137	1460.2	6304	4379	1788	146	44	13	84	51	37.8
1978	162	.976	150	1439.0	6143	4317	1676	153	39	11	90	52	36.6
1979	162	.977	146	1448.1	6269	4345	1778	160	34	15	75	59	<b>44.0</b>
1980	162	.978	141	1459.1	6339	4378	1820	154	31	15	109	56	33.9
1981	103	.982	72	922.1	3939	2767	1100	95	27	7	72	26	26.5
1982	162	.979	127	1431.0	6163	4293	1743	141	21	6	85	53	38.4
1983	<b>163</b>	.974	165	1437.2	6294	4313	1816	178	28	4	109	53	32.7
1984	162	.979	131	1444.0	6324	4332	1861	160	23	<b>3</b>	94	51	35.2
1985	162	.980	127	1461.0	6417	4383	1907	158	24	10	92	50	35.2
1986	162	.980	123	1440.2	6202	4322	1757	153	22	16	85	66	43.7
1987	162	.979	131	1424.0	6256	4272	1853	144	30	17	124	66	34.7
1988	161	.980	124	1428.1	6123	4285	1714	147	22	12	117	43	26.9
1989	162	.982	114	1451.2	6230	4355	1761	139	31	12	79	57	41.9
1990	161	.980	122	1420.2	5982	4262	1598	161	25	13	115	28	19.6
1991	162	.980	125	1466.0	6217	4398	1694	139	13	11	94	56	37.3
1992	162	.980	122	1447.1	6212	4342	1748	164	26	14	107	52	32.7
1993	162	.984	97	1445.1	6142	4336	1709	150	26	15	119	<b>71</b>	37.4
1994	115	.982	80	1031.2	4428	3095	1253	102	26	5	91	<b>30</b>	24.8
1995	144	.984	90	1288.0	5614	3864	1660	168	32	11	78	29	27.1
1996	161	.982	111	1450.0	6165	4350	1704	184	24	11	69	42	37.8
1997	161	.985	91	1443.0	6050	4329	1630	168	26	14	72	42	36.8
1998	161	.980	125	1436.1	6123	4309	1689	173	27	11	80	43	35.0
1999	161	.980	125	1420.2	6114	4262	1727	188	47	10	111	49	30.6
2000	162	.983	102	1439.1	6171	4318	1751	<b>185</b>	33	7	118	38	24.4
2001	162	.981	117	1440.0	6240	4320	1803	<b>204</b>	38	10	105	45	30.0
2002	162	.979	130	1441.0	6155	4323	1702	153	39	8	90	36	28.6
2003	162	.982	108	1438.2	6127	4316	1703	143	42	8	95	42	30.7
2004	162	.978	131	1420.1	6028	4261	1636	169	35	17	84	35	29.4
2005	162	.979	125	1413.1	6011	4240	1646	163	34	5	70	44	38.6
2006	162	.984	98	1426.1	6037	4279	1660	189	32	10	58	30	34.1
2007	162	.982	106	1437.1	5971	4312	1553	160	36	5	70	26	27.1
2008	162	.984	96	1445.2	5981	4337	1548	159	25	8	78	26	25.0
2009	162	.981	116	1426.0	5963	4278	1569	159	34	14	114	39	25.5
2010	162	.980	121	1436.2	6019	4310	1588	138	21	11	137	55	28.6
2011	162	.985	95	1451.1	6149	4354	1700	149	51	8	115	49	29.9
2012	162	.981	113	1451.1	6089	4354	1622	171	51	11	113	51	31.1
2013	162	.986	85	1448.1	5950	4345	1520	136	40	6	77	36	31.9
2014	162	.983	104	1450.2	5968	4352	1512	122	26	6	69	29	29.6
2015	162	.985	88	1452.0	6055	4356	1611	138	28	5	75	35	31.8
2016	162	.984	94	1440.0	5940	4320	1526	134	30	7	55	42	43.3
2017	162	.987	79	1437.2	5916	4313	1524	145	24	11	87	30	25.6
2018	162	.987	77	1432.0	5902	4296	1529	142	26	10	60	33	35.5
2019	162	<b>.988</b>	<b>73</b>	1425.0	5853	4275	1505	152	27	10	57	27	32.1
2020	60	.985	31	517.0	2085	1551	503	62	6	2	17	3	15.0
2021	162	.985	84	1417.1	5758	4252	1422	152	31	4	<b>41</b>	24	36.9
2022	162	.986	82	1416.0	5830	4248	1500	153	22	8	58	25	30.1

Single-season franchise records are in **BOLD** | Lowest (best) totals (min. 160 games) are in **BOLD** for E, PB and SB

# SINGLE-SEASON TEAM RECORDS

## TEAM GENERAL

<b>Best record</b>	102-60 (.630)	1977
<b>Worst record</b>	56-106 (.346)	2005
<b>Best home record</b>	56-25 (.691)	1978, 1982
<b>Worst home record</b>	29-51 (.363)	1998
<b>Best road record</b>	48-33 (.593)	1980
<b>Worst road record</b>	22-59 (.272)	2005
<b>Best record before ASB</b>	51-31 (.622)	1976
<b>Worst record before ASB</b>	27-68 (.284)	2018
<b>Best record after ASB</b>	51-22 (.699)	1977
<b>Worst record after ASB</b>	26-49 (.347)	2005
<b>Best record, 1-run games</b>	29-12 (.707)	1980
<b>Worst record, 1-run games</b>	11-32 (.256)	1999
<b>Most 1-run games</b>	70	1993
<b>Most walk-off wins</b>	13	1973, 1977, 2000
<b>Most walk-off losses</b>	11	1974, 2001, 2002, 2011
<b>Most comeback wins</b>	50	1977
<b>Most blown lead losses</b>	53	2019
<b>Most shutout wins</b>	16	1972
<b>Most shutout losses</b>	18	1971, 1989
<b>Most shutout games</b>	33	1971
<b>Most extra-inning wins</b>	14	1970
<b>Most extra-inning losses</b>	12	1969, 2002
<b>Most extra-inning games</b>	22	1970
<b>Most players used</b>	58	2004

<b>Fewest players used*</b>	32	1975
<b>Most pitchers used</b>	32	2022
<b>Fewest pitchers used*</b>	13	1974, 1977, 1984, 1986
<b>Most rookies used</b>	23	2004
<b>Most games over .500</b>	44 (99-55)	Sept. 25, 1977
<b>Most games under .500</b>	52 (38-90)	Aug. 23, 2018
<b>Most wins vs. single opp.</b>	15	2013 vs. MIN 2016 vs. MIN
<b>Most losses vs. single opp.</b>	14	2001 vs. CWS 2002 vs. MIN 2006 vs. DET 2016 vs. CLE 2019 vs. MIN 2021 vs. CLE

## TM BATTING, SEASON

<b>Most runs</b>	879	2000
<b>Fewest runs*</b>	586	1969
<b>Most hits</b>	1,644	2000
<b>Most doubles</b>	335	2006
<b>Most triples</b>	79	1979
<b>Most home runs</b>	193	2017
<b>Most extra-base hits</b>	522	1977
<b>Most RBI</b>	831	2000
<b>Most walks</b>	644	1973
<b>Fewest strikeouts*</b>	644	1978
<b>Most hit-by-pitches</b>	89	2007
<b>Most sacrifice hits</b>	72	1972
<b>Most sacrifice flies</b>	76	1979
<b>Fewest GDP*</b>	95	1978

<b>Most stolen bases</b>	218	1976
<b>Best batting average</b>	.288	2000
<b>Best on-base percentage</b>	.348	1999, 2000
<b>Best slugging percentage</b>	.436	1977
<b>Best OPS</b>	.781	1999

## TM PITCHING, SEASON

<b>Lowest ERA</b>	3.21	1976
<b>Highest ERA</b>	5.65	2006
<b>Lowest opponents' AVG</b>	.246	1969
<b>Most complete games</b>	54	1974
<b>Most team shutouts</b>	16	1972
<b>Most strikeouts</b>	1,344	2021
<b>Fewest walks allowed*</b>	433	1984
<b>Fewest hits allowed*</b>	1,301	1971
<b>Fewest home runs allowed*</b>	83	1976
<b>Most home runs allowed</b>	239	2000
<b>Most saves</b>	56	2015

## TM FIELDING, SEASON

<b>Best fielding percentage</b>	.988	2019
<b>Worst fielding percentage</b>	.974	1973, 1983
<b>Fewest errors*</b>	73	2019
<b>Most errors</b>	167	1973
<b>Most double plays turned</b>	204	2011
<b>Most outfield assists</b>	53	1969

## HOMESTANDS/TRIPS

<b>Best homestands</b>	8-0	Sept. 2-8, 1985
	7-0	June 2-8, 1988
	6-0	July 22-28, 1985
		May 27-June 1, 2016

<b>Best homestands (min. 9 G)</b>	8-1	Sept. 14-21, 1977
		July 19-27, 1978
<b>Most wins, homestand</b>	12-2	July 25-Aug. 7, 1994
<b>Worst homestands</b>	0-10	April 13-23, 2012
	0-8	Aug. 5-14, 2005
		June 12-20, 2018
<b>Most losses, homestand</b>	2-11	Aug. 26-Sept. 8, 1974

<b>Best road trip</b>	7-0	Sept. 5-11, 1977
<b>Most wins, road trip</b>	10-5	Aug. 29-Sept. 10, 1975
<b>Worst road trips</b>	0-9	June 27-July 6, 1986
		April 14-23, 2000
		April 11-19, 2006

<b>Most losses, road trip</b>	2-11	Aug. 28-Sept. 9, 1990
-------------------------------	------	-----------------------

## SERIES

<b>Most series wins</b>	33	1980, 1985
<b>Consecutive series won</b>	13	July 10-Aug. 20, 1980
<b>Consecutive series lost</b>	8	Aug. 4-31, 2008
<b>Most series sweeps</b>	20	1977
<b>Most series being swept</b>	19	2005
<b>Most runs, series (3 games)</b>	36	June 17-19, 1991 at TEX
<b>Most hits, series (3 games)</b>	54	July 18-20, 1980 at NYY
<b>Most HR, series (3 games)</b>	11	July 1-3, 1975 at TEX
<b>Most runs, series (4 games)</b>	36	May 24-27, 1976 at TEX
<b>Most hits, series (4 games)</b>	61	Sept. 15-18, 2011 vs. CWS
<b>Most HR, series (4 games)</b>	12	Aug. 8-11, 2019 at DET
		June 29-July 2, 2001 at CLE
		Sept. 5-8, 1977 at SEA
<b>Fewest runs allowed, series (3 games)</b>	2	July 28-30, 1978 at BOS
		June 7-9, 1985 at CAL
<b>Fewest runs allowed, series (4 games)</b>	5 (7x) last	April 23-26, 2021
		at DET

\* min. 160 games

## SINGLE-GAME TEAM RECORDS

### TEAM GENERAL

**Most players used**  
27\* 9/10/69 at CAL

**Most players used, opponent**  
27 9/29/70 at MIN (12 inn)

**Most players used, both teams (9 inn)**  
45 10/1/17 AZ (24) vs. KC (21)

**Most players, both teams (extra inn)**  
49 9/29/70 KC (22) at MIN (27), 12 inn

**Most runs, both teams**  
33 4/12/94 BOS (22) at KC (11)

**Most hits, both teams**  
40 9/29/70 KC (20) at MIN (20)  
8/27/72 (G2) KC (14) at NYY (26)

**Most innings in 1-0 win**  
15 inn 5/23/81 vs. MIN

**Most innings in 1-0 loss**  
14 inn 7/23/1992 at CLE

**Largest margin in win**  
21 (26-5) 9/9/04 at DET (G1)

**Largest margin in loss**  
18 5/16/01 vs. CLE (19-1)  
7/26/10 vs. MIN (19-1)  
6/18/20 vs. OAK (21-3)

**Largest shutout win**  
16-0 6/25/84 vs. OAK

**Largest shutout loss**  
17-0 7/19/91 vs. DET  
9/2/17 at MIN

**Most runs scored in a loss**  
15-13 8/23/06 vs. CLE (10 inn)  
13-12 8/22/01 vs. CWS  
5/6/10 at TEX

### TEAM BATTING

**Most runs**  
26 9/9/04 at DET (G1)  
23 4/6/74 vs. MIN

**Royals score in every inning**  
all 8 inn 9/14/98 vs. OAK

**Most RBI**  
25 9/9/04 at DET (G1)  
21 4/6/74 vs. MIN

**Most hits**  
26 9/9/04 at DET (G1)  
24 6/15/76 at DET

**Most singles**  
21 7/29/95 vs. DET (16 inn)  
20 6/24/90 at MIN

**Most doubles**  
11 8/11/03 vs. NYY  
9 (3x) last 7/3/11 at COL

\* tied MLB record for 9-inning game

### Most triples

5 8/7/74 vs. MIN (G2)  
6/4/78 vs. CWS

**Most home runs**  
6 7/14/91 at DET  
5/21/03 at SEA  
7/27/20 at DET

**Most extra-base hits**  
12 5/13/79 at CWS  
7/3/11 at COL  
8/6/20 vs. CHC

**Most stolen bases**  
8 8/1/98 vs. BAL  
7 (4x) last 8/10/14 vs. SF

**Most walks**  
15 9/4/75 at CWS  
14 6/6/91 vs. TEX (18 inn)

**Most intentional walks**  
6 6/6/91 vs. TEX (18 inn)

**Most intentional walks (9 inn)**  
3 (19x) last 8/17/12 vs. CWS

**Most strikeouts**  
20 4/21/19 at NYY (10 inn)  
19 9/18/19 at OAK (11 inn)  
18 (3x) last 7/24/20 at CLE

**Most total bases**  
40 7/14/91 at DET  
39 7/3/11 at COL

**Most hit-by-pitches**  
5 9/3/89 at TEX  
4 (3x) last 8/22/22 vs. CWS

**Most sacrifice hits**  
4 7/28/76 at CAL (15 inn)  
6/6/91 vs. TEX (18 inn)  
4/28/96 at BOS

**Most sacrifice flies**  
4 9/17/79 vs. CAL  
4/21/06 vs. CLE  
6/11/14 vs. CLE

**Most left on base**  
25 6/6/91 vs. TEX (18 inn)  
23 5/18/95 vs. SEA (14 inn)

**Most left on base (9 inn)**  
17 5/26/72 at CAL  
9/15/84 at SEA

**Fewest left on base**  
0 7/18/70 vs. CLE  
7/6/90 at DET  
7/14/96 vs. CWS  
6/2/00 at PIT  
7/30/07 at MIN  
9/30/22 at CLE

**Grounded into double plays**  
6 4/21/09 at CLE

### TEAM PITCHING

**Most pitchers used**  
9 7/13/12 vs. CWS (14 inn)  
9/29/12 at CLE (14 inn)  
9/16/14 vs. CWS  
5/15/16 vs. ATL (13 inn)  
3/29/18 vs. CWS  
6/21/22 at LAA (11 inn)

**Runs allowed**  
22 4/12/94 vs. BOS  
21 6/18/00 vs. OAK  
8/25/04 at ANA

**Hits allowed**  
27 5/27/04 vs. DET  
26 8/27/72 at NYY (G2) (16 inn)  
9/6/13 vs. DET

**Home runs allowed**  
6 (12x) last 8/13/22 vs. LAD

**Extra-base hits allowed**  
13 6/21/15 vs. BOS  
12 5/11/96 at SEA

**Stolen bases allowed**  
7 5/28/80 at OAK  
6 (6x) last 7/28/15 at CLE

**Walks**  
14 9/10/76 at MIN  
5/14/80 at NYY  
6/10/02 vs. FLA (14 inn)  
8/5/06 vs. MIN

**Intentional walks**  
4 (7x) last 7/25/19 vs. CLE

**Strikeouts**  
17 5/2/70 vs. CLE (17 inn)  
5/25/86 vs. CWS (17 inn)  
9/16/13 vs. CLE  
5/15/16 vs. ATL (13 inn)  
8/1/16 at TB

**Hit Batters**  
4 (7x) last 8/12/18 vs. STL

**Wild pitches**  
5 (4x) last 6/7/21 at LAA

**Most left on base**  
20 6/6/91 vs. TEX (18)  
9/29/12 at CLE (14)

**Most left on base (9 inn)**  
18 5/1/85 vs. CLE

**Fewest left on base**  
0 (15x) last 8/24/15 vs. BAL

### TEAM DEFENSE

**Most errors**  
8 5/13/74 at OAK

**Grounded into double plays turned**  
6 5/6/72 at BAL  
4/30/09 vs. TOR



## SINGLE-GAME PLAYER RECORDS

### PLAYER BATTING

<b>Hits</b>	
6	Bob Oliver, 5/4/69 at CAL Kevin Seitzer, 8/2/87 vs. BOS Joe Randa, 9/9/04 at DET (G1)
<b>Runs</b>	
6	Joe Randa, 9/9/04 at DET (G1)
<b>At-bats</b>	
8 (13x) last	Hal Morris, Jose Offerman, Dean Palmer 6/10/98 vs. MIL (15 inn)
<b>At-bats (9 inn)</b>	
7	Joe Randa, 9/9/04 at DET (G1) Whit Merrifield, 7/26/17 at DET
<b>Singles</b>	
5 (11x) last	Andrew Benintendi, 9/15/21 vs. OAK
<b>Doubles</b>	
4	Johnny Damon, 7/18/00 vs. CHC
<b>Triples</b>	
2 (32x) last	Whit Merrifield, 5/2/19 vs. TB
<b>Home runs</b>	
3	John Mayberry, 7/1/75 at TEX Tony Solaita, 9/7/75 at CAL (11 inn) John Mayberry, 6/1/77 at TOR George Brett, 7/22/79 at TEX George Brett, 4/20/83 at DET Bo Jackson, 7/17/90 at NYY Danny Tartabull, 7/6/91 vs. OAK Kendrys Morales, 9/20/15 at DET Lorenzo Cain, 5/10/16 at NYY
<b>Extra-base hits</b>	
4	Hal McRae, 8/27/74 vs. CLE (G1) George Brett, 5/28/79 vs. BAL (16 inn) Lonnie Smith, 9/18/86 at CAL Johnny Damon, 7/18/00 vs. CHC David Lough, 6/30/13 at MIN Kendrys Morales, 9/20/15 at DET
<b>Total bases</b>	
15	Kendrys Morales, 9/20/15 at DET
<b>RBI</b>	
9	Mike Moustakas, 9/12/15 at BAL
<b>Walks</b>	
5	Alex Gordon, 7/30/08 at OAK (10 inn) Alex Gordon, 6/17/12 at STL (15 inn)
<b>Walks (9 inn)</b>	
4 (11x) last	David DeJesus, 8/12/06 at CLE (G2)
<b>Intentional walks</b>	
3	George Brett, 7/27/85 vs. CLE Mike Sweeney, 5/9/04 at BOS
<b>Strikeouts</b>	
5	Bo Jackson, 4/18/87 at NYY Greg Gagne, 8/28/93 vs. BOS (11 inn) Bob Hamelin, 5/24/85 at TOR Salvador Perez, 8/19/18 at CWS Jorge Soler, 4/21/19 at NYY (10 inn)
<b>Stolen bases</b>	
5	Amos Otis, 9/7/71 vs. MIL

<b>Hit-by-pitches</b>	
2 (43x) last	Michael Massey, 9/4/22 at DET
<b>Sacrifice hits</b>	
3	Larry Owen, 5/12/87 at TOR
<b>Sacrifice flies</b>	
2 (42x) last	MJ Melendez, 8/7/22 vs. BOS
<b>Double plays grounded into</b>	
3	Joe Vitiello, 6/17/96 at MIL George Scott, 7/5/79 at BOS Lou Piniella, 6/24/72 vs. MIN Jerry Adair, 8/26/69 at BOS

### PLAYER PITCHING

<b>Strikeouts</b>	
16	Danny Duffy, 8/1/16 at TB
<b>Hits allowed</b>	
15 (5x) last	Sean O'Sullivan, 5/28/11 at TEX
<b>Walks</b>	
9	Dick Drago, 5/22/70 vs. MIL Dan Reichert, 9/7/00 vs. NYY Runelvys Hernández, 8/5/06 vs. MIN
<b>Home runs allowed</b>	
5	Sean O'Sullivan, 5/28/11 at TEX Chris Young, 5/9/16 at NYY Jakob Junis, 4/26/18 vs. CWS Brady Singer, 9/11/21 at MIN
<b>Runs allowed</b>	
14	Vin Mazzaro, 5/16/11 vs. CLE
<b>Unearned runs allowed</b>	
7 (4x) last	Runelvys Hernández, 9/24/06 vs. DET
<b>Balks</b>	
2 (11x) last	Luke Hochevar, 4/20/11 vs. CLE
<b>Hit batters</b>	
3 (15x) last	Jakob Junis, 7/2/18 vs. CLE
<b>Wild pitches</b>	
3 (25x) last	Zack Greinke, 10/3/22 at CLE
<b>Innings pitched</b>	
13.0	Larry Gura, 5/21/80 vs. OAK (14 inn)
<b>Pitches thrown (since 1988)</b>	
155	Mark Gubicza, 7/28/89 vs. BAL (13 inn)
<b>Pickoffs</b>	
2 (31x) last	James Shields, 5/29/14 at TOR (10 inn)

### PLAYER DEFENSE

<b>Double plays (as a first baseman)</b>	
6	Bob Oliver, 5/14/71 vs. OAK John Mayberry, 5/6/72 at BAL Billy Butler, 4/30/09 vs. TOR
<b>Double plays (as a second baseman)</b>	
5	Frank White, 8/12/86 vs. BOS Jose Offerman, 8/28/98 at BAL Donnie Murphy, 9/24/04 at CWS

## SINGLE-GAME PLAYER RECORDS (CONT.)

### PLAYER DEFENSE (CONT.)

#### Double plays (as a third baseman)

3	Paul Schaal, 4/25/71 vs. CLE Cookie Rojas, 5/15/77 vs. TEX George Brett, 4/12/83 vs. BOS Greg Pryor, 9/5/84 vs. MIN Joe Randa, 6/10/01 vs. ARI Mike Moustakas, 7/2/13 vs. CLE
---	--

#### Double plays (as a shortstop)

5	Fred Patek, 5/6/72 at BAL Fred Patek, 8/2/74 vs. TEX Mendy López, 8/28/98 at BAL Alcides Escobar, 6/12/11 at LAA Adalberto Mondesi, 7/8/18 vs. BOS
---	--

#### Putouts (as a catcher)

18	Salvador Perez, 5/15/16 vs. ATL (13 inn) Salvador Perez, 4/1/21 vs. TEX (Opening Day)
----	--

#### Putouts (as a first baseman)

25	Steve Balboni, 4/18/85 vs. BOS (14 inn)
----	---

#### Putouts (as a first baseman, 9 innings)

19	Bob Oliver, 4/24/71 vs. CLE Steve Balboni, 8/26/85 vs. TEX Steve Balboni, 6/6/87 at SEA Pat Tabler, 4/27/89 vs. NYY Calvin Pickering, 9/5/04 at MIN
----	---

#### Putouts (as an outfielder)

10	Amos Otis, 5/1/79 vs. TEX Willie Wilson, 5/25/86 vs. CWS (17 inn) Carlos Beltrán, 9/17/98 at CWS Carlos Beltrán, 4/11/00 vs. BAL (12 inn) Jarrod Dyson, 9/27/10 vs. MIN Jarrod Dyson, 8/10/14 vs. SF
----	---

#### Assists (as an outfielder)

3	Mark Teahen, 5/5/07 vs. DET
---	-----------------------------

## WIN/LOSS STREAKS

### TEAM GENERAL

#### Wins

16	Aug. 31-Sept. 15, 1977
14	July 23-Aug. 5, 1994
10	Aug. 17-26, 1977 July 14-24, 1978 June 6-18, 2014

#### Losses

19	July 28-Aug. 19, 2005
13	May 12-25, 2006
12	June 28-July 13, 1997 May 19-30, 2008 April 11-24, 2012

#### Wins to begin season

9	March 31-April 12, 2003
7	April 6-13, 2015

#### Losses to begin season

7	April 6-13, 1992
5	April 5-10, 1993

#### Wins at home

13	July 10-Aug. 7, 1977 July 17-Aug. 5, 1994
12	Sept. 26, 2002-May 5, 2003

#### Losses at home

11	Sept. 21, 2011-April 23, 2012 May 6-June 4, 2013
10	April 10-28, 2018

#### Wins on the road

11	Sept. 5-25, 1977
----	------------------

#### Losses on the road

13	Oct. 2, 2005-May 3, 2006
----	--------------------------

#### Wins vs. single opponent

15 vs. BAL	July 26, 1987-April 11, 1989
------------	------------------------------

#### Losses vs. single opponent

23 vs. BAL	May 10, 1969-Aug. 2, 1970
------------	---------------------------

#### Wins at home vs. single opponent

11 vs. DET	Aug. 3, 1988-June 29, 1990
------------	----------------------------

#### Losses at home vs. single opponent

12 vs. BAL	May 16, 1969-July 23, 1970
12 vs. OAK	May 31, 2003-April 30, 2006

#### Wins on the road vs. single opponent

10 at CWS	Sept. 26, 1972-Sept. 26, 1973
10 at LAA	June 23, 1995-Aug. 10, 1996

#### Losses on the road vs. single opponent

14 at DET	Aug. 5, 1987-May 21, 1990
14 at NYY	Aug. 7, 2002-April 13, 2006

#### Doubleheaders won

4	Aug. 5, 1984-Sept. 6, 1985
---	----------------------------

#### 1-run games played

8	May 12-20, 1981
---	-----------------

#### 1-run games won

11	July 3-Aug. 10, 1973
----	----------------------

#### Extra-inning games won

7	April 19-May 17 (G2), 1970
---	----------------------------

#### Series won

13	July 10-Aug. 20, 1980
----	-----------------------

#### Series unbeaten

16	July 10-Aug. 31, 1980
----	-----------------------

## TEAM/PLAYER CONSECUTIVE RECORDS

### TEAM BATTING

**Consecutive hits**  
9 5/7/80 at CWS (4th inn) (7 1B, 2 2B)

**Consecutive hits, start of game**  
7 4/22/88 vs. BAL (7 1B)

**Consecutive batters to reach base**  
13 9/9/04 at DET (3rd inn, G1) (9 1B, 1 2B, 3 BB)

**Consecutive innings with a run, same game**  
8 9/14/98 vs. OAK (1st-8th)  
7 8/30/22 at CWS (2nd-8th)

**Consecutive home runs**  
3 8/19/84 at TEX (7th), Motley, White, Balboni  
9/28/86 vs. OAK (4th), Brett, White, Quirk  
4/9/00 vs. MIN (8th), Beltrán, Dye, Sweeney  
6/29/01 at CLE (4th), Dye, Ibañez, Beltrán  
5/31/02 at TEX (11th), Beltrán, Sweeney, Randa  
5/25/06 vs. DET (1st), Graffanino, Berroa, Mientkiewicz  
7/23/17 vs. CWS (4th), Merrifield, Bonifacio, Hosmer  
5/8/18 at BAL (1st), Soler, Moustakas, Perez

**Consecutive games with a home run**  
15 April 6-22, 2001  
12 Aug. 31-Sept. 10, 1985

**Consecutive games without a home run**  
14 Aug. 31-Sept. 14, 1974  
13 Aug. 17-29, 1971

**Consecutive games with a grand slam**  
3 Aug. 25-27, 2021

**Consecutive games with a stolen base**  
14 May 8-21, 1976  
June 1-14, 1976  
12 June 19-30, 1980

**Consecutive successful stolen base attempts**  
24 May 29-June 20, 2019

**Consecutive games without being shutout**  
126 May 7-Sept. 19, 1980

**Consecutive games shut out**  
4 Aug. 25-28, 2017

**Consecutive innings without a run**  
45.0 Aug. 24-29, 2017 vs. COL (7), at CLE (27), vs. TB (11)

**Consecutive innings without a hit**  
12.0 May 14-15, 1973  
April 12-14, 1989

### TEAM PITCHING

**Consecutive shutout wins**  
2 (15x) last May 17-19, 2015

**Consecutive innings without a run allowed**  
24.0 June 9-12, 1976 vs. DET (5), vs. BAL (19)  
May 17-20, 2015 vs. NYY (9), vs. CIN (15)

**Consecutive complete games**  
5 Aug. 21-26, 1979, Splittorff, Gura vs. NYY  
Chamberlain, Leonard, Splittorff vs. BOS

**Consecutive games with HR allowed**  
21 Aug. 20-Sept. 11, 2017

**Consecutive games without HR allowed**  
14 July 7-22, 1970

**Consecutive innings without HR allowed**  
135.1 July 6-23, 1970

### TEAM FIELDING

**Consecutive games with an error**  
12 June 5-17, 1992

**Consecutive games without an error**  
16 July 31-Aug. 16, 2018

**Consecutive games without an error, start of season**  
11 April 7-21, 2022

**Consecutive innings without an error**  
153.0 July 29-Aug. 17, 2018

**Consecutive games with a double play turned**  
16 Sept. 10-28, 2022

**Consecutive innings with a double play turned, same game**  
4 9/19/83 at CAL (1st-4th)  
4/30/09 vs. TOR (1st-4th)

### PLAYER GENERAL

**Consecutive games played**  
533 Whit Merrifield, June 25, 2018-July 10, 2022

**Consecutive games started**  
450 Whit Merrifield, April 18, 2019-July 10, 2022

**Consecutive successful stolen base attempts**  
33 Carlos Beltrán, Sept. 28, 1999-Aug. 10, 2001  
Whit Merrifield, April 11-Aug. 11, 2021

**Stolen bases without being caught, season**  
22 Alcides Escobar, 2013

### PLAYER BATTING

**Consecutive games with a hit**  
31 Whit Merrifield, Sept. 10, 2018-April 10, 2019  
30 George Brett, July 18-Aug. 18, 1980  
27 Jose Offerman, July 11-Aug. 7, 1998

**Consecutive games reaching safely**  
51 George Brett, July 18-Sept. 19, 1980  
43 Jose Offerman, July 11-Aug. 24, 1998  
42 Jay Bell, April 14-June 1, 1997

**Consecutive at-bats with a hit**  
10 Joe Randa, June 8-12, 1999 (1 BB)

**Consecutive plate appearances reaching base**  
11 Amos Otis, April 30-May 2, 1970 (8 H, 3 BB)  
Steve Braun, Aug. 7-17, 1978 (5 H, 6 BB)  
Joe Randa, June 8-12, 1999 (10 H, 1 BB)  
Adalberto Mondesi, Sept. 24-26, 2020 (9 H, 2 BB)

**Consecutive extra-base hits**  
11 Hal McRae, May 19-28, 1977 (6 2B, 1 3B, 4 HR)

**Consecutive at-bats without a hit**  
51 Bill Butler, July 6, 1969-May 24, 1970  
44 Joe Keough, April 16-May 16, 1969

## PLAYER CONSECUTIVE RECORDS

### PLAYER BATTING (CONT.)

#### Consecutive multi-hit games

8	Fred Patek, Aug. 21-29, 1971 Willie Wilson, July 12-22, 1985 Hal Morris, April 10-17, 1998
---	--

#### Consecutive series with a hit

131	Billy Butler, April 10, 2009-June 26, 2011
-----	--

#### Consecutive games with a run scored

14	Johnny Damon, Aug. 5-19, 2000
----	-------------------------------

#### Consecutive games with an extra-base hit

8	Danny Tartabull, June 25-July 3, 1991
---	---------------------------------------

#### Consecutive games with a home run

5	Mike Sweeney, June 25-29, 2002 Salvador Perez, Aug. 25-29, 2021
---	--

#### Consecutive at-bats with a home run

4	Bo Jackson, July 17, 1990 at NYY (last 3 AB)- Aug. 26, 1990 vs. SEA (first AB)
---	---

#### Consecutive plate appearances without a home run

829	Chris Getz, April 5, 2010-April 14, 2013
-----	--

#### Consecutive games with an RBI

13	Mike Sweeney, June 23-July 4, 1999
----	------------------------------------

#### Consecutive games with a walk

14	Jeff King, April 17-May 4, 1977
----	---------------------------------

#### Consecutive games without a walk, season

65	Tony Peña Jr, May 6-July 25, 2007 (244 PA)
----	--

#### Consecutive plate appearances with a walk

6	Terry Shumpert, Aug. 28-31, 1991
---	----------------------------------

#### Consecutive games without a strikeout (min. 1 AB/SF)

33	Gail Hopkins, Sept. 17, 1971-July 8, 1972
----	---

#### Consecutive plate appearances without a strikeout

123	George Brett, July 1-31, 1976
-----	-------------------------------

#### Consecutive games with a strikeout

22	Mark Teahen, June 16-July 14, 2007
----	------------------------------------

#### Consecutive plate appearances with a strikeout

9	Steve Balboni, Aug. 20-24, 1984 Bo Jackson, Sept. 16-19, 1988
---	--

#### Consecutive at-bats with a strikeout

11	Steve Balboni, Aug. 20-24, 1984
----	---------------------------------

#### Consecutive hits as a pinch hitter

5	Richie Scheinblum, May 30-June 7, 1972
---	--

### PLAYER PITCHING

#### Consecutive winning decisions, starter

11	Rich Gale, June 17-Aug. 23, 1980 (12 GS)
----	--

#### Consecutive winning decisions, reliever

12	Doug Bird, Sept. 1, 1975-July 28, 1977 (36 G)
----	---

#### Consecutive losing decisions

10	Tom Gordon, Aug. 22, 1991-May 24, 1992 (29 G/9 GS)
----	--

#### Consecutive wins, all appearances as a starter

9	Zack Greinke, Sept. 13, 2008-May 4, 2009
8	Rich Gale, July 15-Aug. 23, 1980 Bret Saberhagen, July 26-Aug. 31, 1989 David Cone, April 15-May 22, 1994

#### Consecutive losses, all appearances as a starter

8	Jeff Suppan, July 23-Sept. 1, 2002 Kyle Davies, April 23-July 18, 2011
---	---

#### Consecutive appearances with a decision

26	Dennis Leonard, Aug. 26, 1977-June 23, 1978 (14-12)
----	---

#### Consecutive appearances with a save

14	Jeff Montgomery, July 8-Sept. 9, 1994 Greg Holland, July 26-Aug. 22, 2014
----	--

#### Consecutive complete games

7	Dick Drago, July 15-Aug. 13, 1971 Dennis Leonard, Sept. 3-Oct. 2, 1977
---	---

#### Consecutive team games appeared in

6	Ted Abernathy, Sept. 13 (G1)-20, 1970
---	---------------------------------------

#### Consecutive hitless innings

16.0	Steve Busby, June 14-24, 1974 (3 games)
------	---

#### Consecutive shutouts

3	David Cone, May 11-22, 1994
---	-----------------------------

#### Consecutive scoreless innings, starter

38.0	Zack Greinke, Sept. 18, 2008-April 24, 2009
------	---

#### Consecutive scoreless innings, reliever

31.2	Wade Davis, June 27-Sept. 15, 2014
------	------------------------------------

#### Consecutive innings, no earned runs allowed

43.0	Zack Greinke, Sept. 18, 2008-April 24, 2009
------	---

#### Consecutive innings, no home runs allowed

133.1	Mark Gubicza, Sept. 21, 1988-June 7, 1989
-------	---

#### Consecutive innings, no home runs allowed in relief

125.2	Wade Davis, Sept. 4, 2013-July 28, 2015
-------	---

#### Consecutive innings, no walks issued

44.1	Doug Bird, May 28-July 1, 1976
------	--------------------------------

#### Consecutive home runs allowed

3	Dennis Leonard, June 19, 1979 at OAK Brad Rigby, April 9, 2000 vs. MIN Dan Murray, June 16, 2000 vs. OAK Chad Durbin, June 23, 2000 at OAK Zack Greinke, Aug. 27, 2004 at SEA Joel Peralta, Aug. 14, 2008 at CWS Sean O'Sullivan, May 28, 2011 at TEX
---	---

#### Consecutive strikeouts

8	Blake Stein, June 17, 2001 at MIL
---	-----------------------------------

#### Consecutive batters retired

33	Steve Busby, June 19, 1974 at MIL (last 24 BF)- June 24, 1974 vs. CWS (first 9 BF)
----	---

#### Longest perfect game bid

8.0 IP (24 BF)	Jorge López, Sept. 8, 2018 at MIN
7.0 IP (21 BF)	Bret Saberhagen, Aug. 26, 1991 vs. CWS

#### Consecutive batters faced without allowing a hit

54	Steve Busby, June 14-24, 1974 (3 games)
----	---

#### Consecutive relief appearances with a strikeout

32	Jeff Montgomery, June 18-Sept. 5, 1989
----	--

## PLAYER CONSECUTIVE RECORDS (CONT.)

### PLAYER FIELDING

#### Consecutive errorless games, pitcher

125 Al Fitzmorris, June 21, 1971-July 3, 1975

#### Consecutive errorless games, catcher

162 Salvador Perez, Sept. 4, 2017-April 18, 2021

#### Consecutive errorless games, first baseman

120 Eric Hosmer, Aug. 15, 2016-July 3, 2017

#### Consecutive errorless games, second baseman

77 Mark Grudzielanek, April 3-July 8, 2006

#### Consecutive errorless games, third baseman

75 Joe Randa, Sept. 8, 2002-June 19, 2003

#### Consecutive errorless games, shortstop

76 Adalberto Mondesi, Aug. 2, 2020-April 26, 2022

#### Consecutive errorless games, outfielder

240 David DeJesus, Sept. 16, 2008-July 22, 2010

#### Consecutive putouts by an outfielder, same game

5 Willie Wilson, May 14, 1982 vs. TEX  
Michael Tucker, Aug. 2, 2003 vs. TB

## INNING RECORDS

### TEAM BATTING

#### Plate appearances

16 Aug. 6, 1979 at TOR (7th)  
June 17, 2003 vs. MIN (6th)  
Sept. 9, 2004 at DET (GI) (3rd)

#### Runs

12 June 17, 2003 vs. MIN (6th)

#### Runs, Extra inning

7 July 12, 1972 at BAL (10th)

#### Hits

11 Aug. 2, 1986 at BOS (7th)  
Aug. 23, 2006 vs. CLE (1st)

#### Extra-base hits

5 April 23, 1993 vs. BAL (2nd)  
July 5, 1993 vs. BAL (8th)  
May 26, 2000 vs. ANA (6th)  
Aug. 22, 2001 vs. CWS (1st)  
Sept. 1, 2001 vs. TEX (6th)  
May 25, 2006 vs. DET (1st)  
Aug. 6, 2020 vs. CHC (3rd)

#### Home runs

4 May 26, 2000 vs. ANA (6th)  
June 29, 2001 at CLE (4th)  
May 8, 2018 at BAL (1st)

#### Stolen bases

4 June 10, 1980 at CLE (3rd)  
Sept. 17, 1980 vs. CAL (1st)  
May 12, 1996 at SEA (1st)  
May 26, 2002 vs. TEX (3rd)

#### Walks

6 Sept. 20, 1972 at CAL (1st)  
June 3, 1981 vs. SEA (5th)  
Aug. 23, 1988 at TEX (9th)  
June 26, 1999 vs. CLE (8th)  
June 10, 2005 at ARI (8th)

### TEAM PITCHING

#### Pitchers used

5 May 14, 1971 vs. OAK (9th)  
Sept. 13, 1972 vs. CWS (8th)

#### Runs allowed

12 April 11, 1987 vs. NYY (7th)

#### Hits allowed

11 April 11, 1987 vs. NYY (7th)

#### Home runs allowed

4 May 28, 2000 vs. ANA (5th)  
Aug. 14, 2008 at CWS (6th)  
July 11, 2010 at CWS (3rd)

### PLAYER BATTING

#### Runs

2 (35x) last Edward Olivares, Michael Massey,  
Sept. 25, 2022 vs. SEA (6th)

#### Hits

2 (102x) last Michael Massey, Sept. 25, 2022 vs. SEA (6th)

#### Extra-base hits

2 Frank White, April 19, 1977 vs. MIN (5th)  
Jermaine Dye, Aug. 30, 1997 vs. STL (4th)  
Salvador Perez, Aug. 15, 2015 vs. LAA (2nd)

#### Home runs

1 (6,639x) last Kyle Isbel, Oct. 5, 2022 at CLE (5th)

#### Stolen bases

3 Chris Stynes, May 12, 1996 (1st)

#### Walks

2 (18x) last Carlos Santana, June 4, 2021 vs. MIN (1st)

### PLAYER PITCHING

#### Runs allowed

11 Luke Hudson, Aug. 13, 2006 at CLE (1st)

#### Hits allowed

8 Chris George, July 24, 2004 at CLE (2nd)  
Luke Hudson, Aug. 13, 2006 at CLE (1st)  
Vin Mazzaro, May 16, 2011 vs. CLE (4th)  
Luke Hochevar, April 13, 2012 vs. CLE (1st)  
Vin Mazzaro, July 3, 2012 at TOR (4th)  
Jeremy Guthrie, Sept. 8, 2014 at DET (3rd)

#### Home runs allowed

4 Anthony Lerew, July 11, 2010 at CWS (3rd)

## RECORD ON DATE

MARCH/APRIL						
<b>28</b>	<b>29</b>	<b>30</b>	<b>31</b>	<b>1</b>	<b>2</b>	<b>3</b>
1-0	0-1	1-0	3-4	2-3	4-7	8-9
<b>4</b>	<b>5</b>	<b>6</b>	<b>7</b>	<b>8</b>	<b>9</b>	<b>10</b>
6-11	12-13	10-16	17-13	22-14	21-23	23-18
<b>11</b>	<b>12</b>	<b>13</b>	<b>14</b>	<b>15</b>	<b>16</b>	<b>17</b>
18-23	18-21	24-20	21-22	20-18	18-26	18-27
<b>18</b>	<b>19</b>	<b>20</b>	<b>21</b>	<b>22</b>	<b>23</b>	<b>24</b>
16-28	17-24	18-30	13-28	20-27	19-22	18-28
<b>25</b>	<b>26</b>	<b>27</b>	<b>28</b>	<b>29</b>	<b>30</b>	
22-17	21-26	16-25	23-20	18-26	21-25	

MAY						
<b>1</b>	<b>2</b>	<b>3</b>	<b>4</b>	<b>5</b>	<b>6</b>	<b>7</b>
24-26	19-26	18-29	21-25	26-21	13-30	21-24
<b>8</b>	<b>9</b>	<b>10</b>	<b>11</b>	<b>12</b>	<b>13</b>	<b>14</b>
20-28	21-27	18-28	18-24	26-19	28-22	27-27
<b>15</b>	<b>16</b>	<b>17</b>	<b>18</b>	<b>19</b>	<b>20</b>	<b>21</b>
27-20	20-27	24-21	22-26	22-25	16-31	19-27
<b>22</b>	<b>23</b>	<b>24</b>	<b>25</b>	<b>26</b>	<b>27</b>	<b>28</b>
18-32	19-25	23-17-1	26-25	26-21	22-27	21-25
<b>29</b>	<b>30</b>	<b>31</b>				
21-26	22-23	25-23-1				

JUNE						
<b>1</b>	<b>2</b>	<b>3</b>	<b>4</b>	<b>5</b>	<b>6</b>	<b>7</b>
25-22	18-26	24-21	25-25	21-31	20-26	25-24
<b>8</b>	<b>9</b>	<b>10</b>	<b>11</b>	<b>12</b>	<b>13</b>	<b>14</b>
19-29	23-23	24-24	25-18	23-22	30-20	22-23
<b>15</b>	<b>16</b>	<b>17</b>	<b>18</b>	<b>19</b>	<b>20</b>	<b>21</b>
31-18	24-25	25-20	29-24	21-23	18-31	14-26
<b>22</b>	<b>23</b>	<b>24</b>	<b>25</b>	<b>26</b>	<b>27</b>	<b>28</b>
19-28	25-22	22-27	23-23	22-24	27-23	22-26
<b>29</b>	<b>30</b>					
23-29	21-28					

JULY						
<b>1</b>	<b>2</b>	<b>3</b>	<b>4</b>	<b>5</b>	<b>6</b>	<b>7</b>
16-33	27-27	24-28	27-25	26-23	20-28	24-25
<b>8</b>	<b>9</b>	<b>10</b>	<b>11</b>	<b>12</b>	<b>13</b>	<b>14</b>
17-25	20-21	13-23	15-23	11-19	13-22	20-14
<b>15</b>	<b>16</b>	<b>17</b>	<b>18</b>	<b>19</b>	<b>20</b>	<b>21</b>
19-22	20-23	21-25	21-27	20-26	29-22	24-22
<b>22</b>	<b>23</b>	<b>24</b>	<b>25</b>	<b>26</b>	<b>27</b>	<b>28</b>
28-20	25-23	29-19	27-23	23-27	26-24	25-26
<b>29</b>	<b>30</b>	<b>31</b>				
19-31	21-28	26-25				

AUGUST						
<b>1</b>	<b>2</b>	<b>3</b>	<b>4</b>	<b>5</b>	<b>6</b>	<b>7</b>
24-24	20-27	25-24	27-25	23-26	30-22	26-25
<b>8</b>	<b>9</b>	<b>10</b>	<b>11</b>	<b>12</b>	<b>13</b>	<b>14</b>
21-32	34-17	29-22	26-21	24-26	25-24	20-29
<b>15</b>	<b>16</b>	<b>17</b>	<b>18</b>	<b>19</b>	<b>20</b>	<b>21</b>
25-24	29-23	28-23	24-22	23-29	21-26	24-25
<b>22</b>	<b>23</b>	<b>24</b>	<b>25</b>	<b>26</b>	<b>27</b>	<b>28</b>
26-23	17-30	23-28	27-22	28-24	22-26	26-22
<b>29</b>	<b>30</b>	<b>31</b>				
26-22	22-25	21-27				

SEPTEMBER						
<b>1</b>	<b>2</b>	<b>3</b>	<b>4</b>	<b>5</b>	<b>6</b>	<b>7</b>
23-30	20-27	30-19	24-30	20-29	18-32	26-20
<b>8</b>	<b>9</b>	<b>10</b>	<b>11</b>	<b>12</b>	<b>13</b>	<b>14</b>
23-26	18-30	23-24	30-20	24-19	29-19	29-22
<b>15</b>	<b>16</b>	<b>17</b>	<b>18</b>	<b>19</b>	<b>20</b>	<b>21</b>
25-24	20-28	27-22	22-27	21-31	25-26	28-24
<b>22</b>	<b>23</b>	<b>24</b>	<b>25</b>	<b>26</b>	<b>27</b>	<b>28</b>
26-25	19-26	28-22	20-29	27-22	21-31	15-34
<b>29</b>	<b>30</b>					
27-16	18-18					

OCTOBER/NOVEMBER*						
<b>1</b>	<b>2</b>	<b>3</b>	<b>4</b>	<b>5</b>	<b>6</b>	<b>7</b>
15-16	14-14	8-14	8-5	5-4	1-6	2-2
<b>8</b>	<b>9</b>	<b>10</b>	<b>11</b>	<b>12</b>	<b>13</b>	<b>14</b>
1-3	2-4	3-0	2-1	1-2	2-0	2-2
<b>15</b>	<b>16</b>	<b>17</b>	<b>18</b>	<b>19</b>	<b>20</b>	<b>21</b>
2-1	2-0	2-0	1-0	0-3	1-1	0-3
<b>22</b>	<b>23</b>	<b>24</b>	<b>25</b>	<b>26</b>	<b>27</b>	<b>28</b>
2-0	1-1	2-0	0-1	1-1	2-0	2-0
<b>29</b>	<b>30</b>	<b>31</b>	<b>1</b>			
0-1	0-1	1-0	1-0			

\*including postseason

BEST/WORST RECORDS BY DATE							
Most wins		Most losses		Best win percentage+		Worst win percentage+	
34	Aug. 9	34	Sept. 28	.667 (34-17)	Aug. 9	.302 (13-30)	May 6
31	June 15	33	July 1	.633 (31-18)	June 15	.306 (15-34)	Sept. 28
30	June 13	32	May 22	.628 (27-16)	Sept. 29	.317 (13-28)	April 21
	Aug. 6		Aug. 8	.615 (8-5)	Oct. 4	.327 (16-33)	July 1
	Sept. 3		Sept. 6	.612 (30-19)	Sept. 3	.340 (16-31)	May 20
	Sept. 11						

+min. 10 games

# MONTHLY RECORDS

YEAR	MARCH	APRIL	MAY	JUNE	JULY	AUG.	SEPT.	OCT.
1969	-	9-10	12-15	10-18	11-18	10-17	15-15	2-0
1970	-	7-12	12-15	7-19	12-19	13-16	14-15	0-1
1971	-	11-11	12-11	15-12	14-16	18-12	15-14	-
1972	-	6-8	7-16	18-9	15-16	14-14	15-13	1-2
1973	-	13-8	14-15	15-15	18-10	14-12	14-14	-
1974	-	8-11	17-11	12-14	14-14	18-13	8-20	0-2
1975	-	11-9	16-11	14-14	15-14	16-12	19-11	-
1976	-	5-7	<b>20-10</b>	<b>19-10</b>	17-12	17-14	12-16	0-3
1977	-	11-8	10-15	17-12	18-8	20-11	<b>25-5</b>	1-1
1978	-	14-5	11-4	13-17	<b>20-8</b>	13-16	20-10	1-0
1979	-	11-10	17-11	14-14	10-17	19-11	14-14	-
1980	-	10-8	17-10	17-12	18-9	<b>23-7</b>	8-18	<b>4-1</b>
1981	-	3-10	12-15	5-5	-	10-11	18-10	2-2
1982	-	11-8	14-13	16-11	15-12	21-11	11-16	2-1
1983	-	10-7	11-13	14-14	13-15	16-18	13-15	2-1
1984	-	8-11	12-15	13-14	17-15	17-12	17-11	-
1985	-	11-8	14-13	12-14	17-10	15-12	18-12	<b>4-2</b>
1986	-	9-10	14-14	14-15	9-17	14-14	13-15	3-1
1987	-	9-10	18-9	12-16	10-18	16-13	15-13	3-0
1988	-	12-10	11-17	17-10	12-15	18-10	14-13	0-2
1989	-	<b>16-8</b>	14-13	14-12	13-14	21-8	14-14	0-1
1990	-	6-12	14-14	11-16	17-12	17-12	10-18	0-2
1991	-	8-11	13-14	12-15	16-10	18-11	14-15	1-4
1992	-	3-17	14-14	15-12	13-14	14-14	12-16	1-3
1993	-	9-14	16-9	13-15	16-12	15-14	13-13	2-1
1994	-	9-11	16-13	15-13	18-10	6-4	-	-
1995	-	2-2	14-13	15-10	10-18	17-13	12-17	0-1
1996	-	9-18	15-12	10-17	14-13	14-15	13-11	-
1997	-	11-12	12-16	13-13	8-19	11-18	12-16	-
1998	1-0	11-15	9-17	15-13	12-15	16-13	8-16	-
1999	-	9-11	14-15	9-18	11-16	8-21	12-15	1-1
2000	-	12-13	14-12	11-15	10-17	15-14	14-14	1-0
2001	-	10-15	10-18	13-13	9-18	12-17	7-14	<b>4-2</b>
2002	-	8-16	13-14	10-17	13-16	11-18	7-19	-
2003	1-0	<b>16-7</b>	10-19	15-12	15-11	13-15	13-15	-
2004	-	7-14	10-17	12-15	7-20	10-19	11-17	1-2
2005	-	6-18	8-19	12-14	12-16	5-21	12-17	1-1
2006	-	5-17	8-21	13-14	11-16	12-18	12-14	1-0
2007	-	8-18	11-17	15-12	13-12	13-15	9-19	-
2008	1-0	11-15	10-19	16-11	12-14	7-20	18-8	-
2009	-	12-10	11-17	10-16	7-19	10-19	15-13	0-3
2010	-	9-14	12-17	13-14	10-15	12-16	10-17	1-2
2011	0-1	14-12	10-17	9-18	13-14	10-19	15-10	-
2012	-	6-15	15-13	14-13	7-19	17-11	12-17	1-2
2013	-	14-10	8-20	16-11	15-10	16-15	17-10	-
2014	0-1	14-11	12-17	17-10	12-13	19-10	15-11	-
2015	-	15-7	14-12	15-11	17-11	19-9	11-17	<b>4-0</b>
2016	-	12-11	17-11	13-14	7-19	20-9	12-15	0-2
2017	-	7-16	15-14	17-9	16-10	10-18	15-14	0-1
2018	0-2	7-19	13-15	5-21	8-16	10-18	15-13	-
2019	<b>2-1</b>	7-19	10-18	10-17	11-15	8-19	11-14	-
2020	-	0-0	0-0	0-0	3-5	11-16	12-13	-
2021	-	15-9	11-17	7-20	12-12	14-14	14-14	1-2
2022	-	7-12	9-20	11-15	13-15	13-16	10-16	2-3
<b>TOT</b>	<b>5-5</b>	<b>504-610</b>	<b>673-777</b>	<b>690-731</b>	<b>676-749</b>	<b>766-765</b>	<b>705-752</b>	<b>47-52</b>
<b>PCT</b>	<b>.500</b>	<b>.452</b>	<b>.464</b>	<b>.486</b>	<b>.474</b>	<b>.500</b>	<b>.484</b>	<b>.475</b>

Most wins in each month are in **BOLD**



## MONTHLY RECORDS (CONT.)

### TEAM GENERAL

#### Most wins

25 Sept. 1977

#### Most losses

21 Aug. 1999, Aug. 2005, May 2006, June 2018

#### Best record (min. 15 G)

25-5 (.833) Sept. 1977

#### Worst record (min. 15 G)

3-17 (.150) April 1992

### TEAM BATTING

#### Most runs

177 Aug. 1979

#### Fewest runs (min. 15 G)

50 April 1969

#### Most home runs

43 Aug. 1987, Aug. 1997

#### Most doubles

74 July 1990

#### Most triples

17 Sept. 1977, May 1979, Aug. 1979

#### Best batting average

.332 July 1980

#### Worst batting average

.193 June 2018

### PLAYER BATTING

#### Most hits, by month

April	43	Hal Morris, 1998
May	48	George Brett, 1976
June	45	George Brett, 1976
July	51	Johnny Damon, 2000
<b>Aug.</b>	<b>52</b>	<b>George Brett, 1980</b>
Sept.	45	Willie Wilson, 1981

#### Most home runs, by month

April	11	Jermaine Dye, 2000
May	9	Gary Gaetti, 1995
June	11	Mike Sweeney, 2001
<b>July</b>	<b>12</b>	<b>John Mayberry, 1975</b>
<b>Aug.</b>	<b>12</b>	<b>Chili Davis, 1997</b>
		<b>Salvador Perez, 2021</b>
Sept.	10	Jorge Soler, 2019
		Salvador Perez, 2021

#### Most RBI, by month

April	28	Jermaine Dye, 2000
May	30	John Mayberry, 1973
June	30	John Mayberry, 1972
<b>July</b>	<b>32</b>	<b>John Mayberry, 1975</b>
		<b>Jermaine Dye, 1999</b>
Aug.	31	Mike Sweeney, 2000
Sept.	30	Al Cowens, 1977
		Jeff King, 1997
		Kendrys Morales, 2016

#### Best batting average, by month (min. 50 PA)

April	.460 (29x63)	George Brett, 1983
May	.429 (27x63)	Paulo Orlando, 2016
June	.471 (32x68)	John Mayberry, 1972
<b>July</b>	<b>.494 (42x85)</b>	<b>George Brett, 1980</b>
Aug.	.430 (52x121)	George Brett, 1980
Sept.	.413 (43x104)	Amos Otis, 1978

### PLAYER PITCHING

#### Most innings pitched, by month

April	46.2	Mark Gubicza, 1989
May	63.1	Dennis Leonard, 1976
<b>June</b>	<b>67.0</b>	<b>Dick Drago, 1973</b>
July	58.2	Dennis Leonard, 1978
Aug.	58.0	Larry Gura, 1980
Sept.	59.1	Dennis Leonard, 1978

#### Best ERA, by month (min. 25.0 IP)

April	0.50 (2 ER/36.0 IP)	Zack Greinke, 2009
May	1.38 (4 ER/26.0 IP)	Steve Farr, 1986
June	1.18 (5 ER/38.0 IP)	Mark Gubicza, 1988
July	1.09 (4 ER/33.0 IP)	Luis Aquino, 1991
Aug.	0.60 (2 ER/30.0 IP)	Larry Gura, 1981
<b>Sept.</b>	<b>0.34 (1 ER/26.1 IP)</b>	<b>Tom Murphy, 1972</b>

#### Most strikeouts, by month

April	44	Zack Greinke, 2009
May	48	Kevin Appier, 1995
<b>June</b>	<b>55</b>	<b>Dennis Leonard, 1977</b>
July	48	Bob Johnson, 1970
Aug.	49	Zack Greinke, 2009
Sept.	49	Dennis Leonard, 1977

#### Most wins, by month

April	5	Zack Greinke, 2009
May	5 (5x) last	David Cone, 1994
June	6	Jason Vargas, 2017
July	5 (11x) last	José Lima, 2003
<b>Aug.</b>	<b>7</b>	<b>Bret Saberhagen, 1989</b>
Sept.	6	Dennis Leonard, 1978
		Bret Saberhagen, 1989

#### Most saves, by month

April	9	Mike MacDougal, 2003
May	10	Jeff Montgomery, 1993
<b>June</b>	<b>11</b>	<b>Jeff Montgomery, 1992</b>
<b>July</b>	<b>11</b>	<b>Greg Holland, 2013</b>
<b>Aug.</b>	<b>11</b>	<b>Dan Quisenberry, 1980</b>
		<b>Greg Holland, 2014</b>
<b>Sept.</b>	<b>11</b>	<b>Greg Holland, 2013</b>

Royals records for any month in **BOLD**

## DOUBLEHEADER RECORDS & HISTORY

### LET'S PLAY TWO!

The Royals have played twice on one day 241 times in their 54-year history, including 214 traditional doubleheaders and 27 day/night double dips. They are 74-54-113 in doubleheaders, which means they've swept 74 times, have been swept 54 times and have tied 113 times. The Royals are 68-48-98 in traditional doubleheaders and 6-6-15 in day/night doubleheaders. They went 1-0-3 in four doubleheaders in 2022, and enter the 2023 season having not been swept in their last nine double dips since May 25, 2019 vs. the Yankees.

Traditional doubleheaders are single-admission games played one after the other, in which Game 2 starts approximately 30 minutes after Game 1 ends. Day/night doubleheaders (also known as split doubleheaders) call for fans to exit the ballpark after Game 1 (played during the day) and pay for a separate ticket for Game 2 (played at night). The Royals first day/night doubleheader was on July 14, 1990 at Fenway Park, and they have hosted nine day/night double dips at Kauffman Stadium, the first on April 28, 2013 vs. Cleveland.

Of the Royals 241 doubleheaders, 81 were originally scheduled (and not caused by a postponement), but the Royals last originally-scheduled double dip came more than 37 years ago, on Sept. 15, 1985 at Oakland. The Royals have played doubleheaders made necessary by postponements due to rain, snow and cold temperatures. Beyond weather postponements, the Royals have been forced into playing a DH due to:

- + On Aug. 8, 1985, the Royals and Tigers played a doubleheader following a two-day player strike.
- + On June 4, 1999, an electrical explosion at Kauffman Stadium forced the Royals and Reds to play two games the following day.
- + One month later, on July 15, 1999, a crane accident during the construction of Miller Park in Milwaukee, which sat adjacent to County Stadium, prompted the Royals and Brewers to play a doubleheader the next day.
- + In the week following the Sept. 11, 2001 terrorist attacks, two of the Royals six postponed games were made up as part of a doubleheader in Detroit at the end of the season.
- + On Aug. 2, 2007, a bridge collapsed on I-35W in Minneapolis, forcing the Royals and Twins to play a doubleheader four weeks later.
- + On April 19, 2013, the Boston Marathon bombing resulted in a doubleheader between the Royals and Red Sox two days later.
- + On April 16, 2018, a piece of ice pierced a hole through the roof at Toronto's Rogers Center, forcing the Royals and Blue Jays to play a twin bill the following day.
- + On Aug. 19, 2020, the Royals and Reds played a doubleheader to make up a game that was postponed the previous day to allow for additional COVID testing within Cincinnati's organization following an outbreak.
- + The work stoppage that delayed the start of the 2022 season forced the Royals into two doubleheaders with the White Sox, including one on May 17 (rescheduled from April 4), and one on Aug. 9 (from April 6-7).

### ROYALS IN DOUBLEHEADERS

**W-L-T in all doubleheaders**  
74-54-113

**W-L-T in traditional doubleheaders**  
68-48-98

**W-L-T in split doubleheaders**  
6-6-15

**W-L-T in doubleheaders at home**  
45-24-50

**W-L-T in doubleheaders on the road**  
29-30-63

### TEAM GENERAL

**Players used**  
25 9/22/89 vs. SEA  
9/14/99 vs. ANA

**Pitchers used (duplicates not included)**  
9 9/4/08 vs. OAK (3, 6)  
5/21/17 at MIN (6, 3)  
5/14/21 at CWS (3, 6)

**Longest doubleheader, by innings**  
25 6/16/69 vs. OAK (13, 12)  
8/27/72 at NYY (9, 16)

**Longest doubleheader, by time**  
8 hr 11 min 6/23/91 vs. BAL  
3:44 (10), 4:27 (12)

### Longest doubleheader, by time (9 inn)

7 hr 7 min 7/1/17 vs. MIN (3:39, 3:28)

### Shortest doubleheader, by time

4 hr 14 min 9/9/74 at OAK (2:10, 2:04)

### TEAM BATTING

**Most runs**  
26 9/9/04 at DET (26, 0)

**Fewest runs**  
0 9/9/74 at OAK  
4/19/87 at NYY

**Most hits**  
33 7/14/89 at NYY (18, 15)  
9/9/04 at DET (26, 7)

**Fewest hits**  
6 9/9/74 at OAK (2, 4)

**Most home runs**  
7 7/14/89 at NYY (5, 2)  
5/21/17 at MIN (4, 3)

**Most strikeouts**  
24 5/17/22 vs. CWS (14, 10)

### TEAM PITCHING

**Most runs allowed**  
25 6/18/69 vs. OAK (16, 9)

\*day/night doubleheader

### Fewest runs allowed

1 7/5/71 vs. CWS (1, 0)  
8/4/71 vs. MIN (1, 0)

9/2/77 vs. MIL (1, 0)  
8/13/91 at NYY (0, 1)

### Most hits allowed

40 8/27/72 at NYY (14, 26)

**Fewest hits allowed**  
5 9/2/77 vs. MIL (4, 1)

**Most home runs allowed**  
6 5/26/02 vs. TEX (2, 4)

**Most strikeouts**  
23 4/17/18 at TOR (10, 13)

### PLAYER BATTING

**Most home runs**  
7 Gerald Perry, 7/14/90 at BOS (4, 3)\*  
George Brett, 8/10/90 vs. MIL (4, 3)  
Alex Gordon, 7/7/15 vs. TB (3, 4)\*

**Most Doubles**  
5 Hal McRae, 8/27/74 vs. CLE (3, 2)

**Most HR**  
3 Bill Pecota, 7/14/89 at NYY (2, 1)  
Salvador Perez, 5/21/17 at MIN (1, 2)

**Most RBI**  
7 Hal McRae, 8/27/74 vs. CLE (6, 1)

## DOUBLEHEADER RECORDS & HISTORY

ROYALS TO HR IN BOTH GAMES (17)		ROYALS TO EARN DECISION IN BOTH GAMES (14)	
PLAYER	DATE/OPP	PITCHER	DATE/OPP
Lou Piniella+	4/20/69 vs. OAK	Ted Abernathy	7/3/70 at MIL (W, S)
Bob Oliver+	6/16/69 vs. OAK	Ted Abernathy	8/7/70 vs. MIL (S, S)
Ed Kirkpatrick	7/10/70 vs. CWS	Tom Burgmeier	4/18/71 at MIL (W, L)
Bob Oliver	7/24/70 at CLE	Tom Burgmeier	9/6/71 vs. MIL (S, W)
Bob Oliver	8/12/70 at BOS	Tom Burgmeier	7/9/72 at CLE (S, S)
Amos Otis	5/31/71 at BOS	Ken Wright	7/18/72 vs. CLE (S, S)
Amos Otis	7/9/72 at CLE	Dan Quisenberry	8/10/79 vs. DET (W, S)
John Mayberry	8/27/72 at NYY	Dan Quisenberry	6/24/80 at MIN (L, S)
Amos Otis	7/31/77 at CWS	Dan Quisenberry	10/1/83 at OAK (S, S)
Steve Balboni	7/2/84 at CLE	Cory Bailey	5/26/02 vs. TEX (W, W)
Frank White	7/27/84 at MIL	Roberto Hernández	7/15/02 vs. TEX (S, S)
Bill Pecota	7/14/89 at NYY (2, 1)	Mike MacDougal	9/20/05 vs. DET (W, S)
Dean Palmer	9/11/98 vs. SEA	Greg Holland	4/21/13 at BOS (S, S)*
Eric Hosmer	8/16/13 at DET*	Greg Holland	8/16/13 at DET (S, S)*
Salvador Perez	5/21/17 at MIN (1, 2)		
Whit Merrifield	8/6/17 vs. SEA		
Vinnie Pasquantino+	8/9/22 vs. CWS		

\*day/night doubleheader

+rookie

ROYALS DOUBLEHEADERS BY OPPONENT					
OPPONENT	DH	W-L-T	OPPONENT	DH	W-L-T
Chicago White Sox	26	8-2-16	St. Louis Cardinals	1	0-0-1
Oakland Athletics	24	6-7-11	Washington Nationals#	1	0-1-0
Minnesota Twins	23	5-4-14	Colorado Rockies	1	1-0-0
Los Angeles Angels	22	10-8-4	Arizona Diamondbacks	-	-
Milwaukee Brewers@	22	11-2-9	Atlanta Braves	-	-
Cleveland Guardians	22	6-7-9	Chicago Cubs	-	-
Boston Red Sox	20	4-3-13	Houston Astros	-	-
Detroit Tigers	19	7-2-10	Los Angeles Dodgers	-	-
Texas Rangers*	16	9-2-5	Miami Marlins	-	-
New York Yankees	14	1-8-5	New York Mets	-	-
Baltimore Orioles	12	1-4-7	Philadelphia Phillies	-	-
Seattle Mariners	8	0-2-6	Pittsburgh Pirates	-	-
Toronto Blue Jays	6	3-1-2	San Diego Padres	-	-
Tampa Bay Rays	2	2-0-0	San Francisco Giants	-	-
Cincinnati Reds	2	0-1-1			

#1 game vs. Montreal Expos

@2 games vs. Seattle Pilots

\*4 games vs. Washington Senators



Salvador Perez is one of 14 different Royals to homer in both games of a doubleheader

## ROOKIE RECORDS

### PLAYER BATTING

<b>Games</b>	161	Kevin Seitzer, 1987
<b>At-bats</b>	663	Carlos Beltrán, 1999
<b>Plate appearances</b>	725	Kevin Seitzer, 1987
<b>Hits</b>	207	Kevin Seitzer, 1987
<b>Doubles</b>	36	Alex Gordon, 2007
<b>Triples</b>	10	Tom Poquette, 1976
<b>Home runs</b>	24	Bob Hamelin, 1994
<b>Extra-base hits</b>	<b>57</b>	<b>Bobby Witt Jr., 2022</b>
<b>RBI</b>	108	Carlos Beltrán, 1999
<b>Walks</b>	84	Mike Fiore, 1969
<b>Stolen bases</b>	46	Willie Wilson, 1978
<b>Batting average</b>	.323	Kevin Seitzer, 1987
<b>On-base percentage</b>	.399	Kevin Seitzer, 1987
<b>Slugging percentage</b>	.599	Bob Hamelin, 1994
<b>OPS</b>	.987	Bob Hamelin, 1994
<b>Longest hit streak</b>	15	David DeJesus, July 30-Aug. 15, 2004 David DeJesus, Sept. 19-Oct. 3, 2004 Mike Moustakas, Aug. 17-Sept. 1, 2011

### PLAYER PITCHING

<b>Games</b>	76	Kelvin Herrera, 2012
<b>Games started</b>	37	Steve Busby, 1973
<b>Innings</b>	238.1	Steve Busby, 1973
<b>Innings, as a reliever</b>	102.1	Doug Bird, 1973
<b>Wins</b>	17	Tom Gordon, 1989
<b>Losses</b>	16	Jim Rooker, 1969
<b>Win percentage</b>	.682 (15-7)	Dennis Leonard, 1975
<b>ERA</b>	2.76	Kevin Appier, 1990
<b>Saves</b>	27	Mike MacDougal, 2003
<b>Strikeouts</b>	206	Bob Johnson, 1970
<b>Opponents' average</b>	.210	Tom Gordon, 1989
<b>WHIP</b>	<b>1.17</b>	<b>Brady Singer, 2020</b>

Batter minimums based on 3.1 PA/team game  
Pitcher minimums based on 1.0 IP/team game

### ROOKIE ROYALTY

The Royals had 21 rookies appear in a game in 2022, which tied for 3rd most in franchise history behind 2004 (23) and 2002 (22). Royals rookies led the Majors in most offensive categories, including runs (288), hits (558), doubles (109), triples (22), home runs (76), extra-base hits (207), total bases (939), RBI (289), walks (209) and stolen bases (57). The 2022 Royals set rookie franchise records in doubles, triples, home runs, extra-base hits and RBI, and ranked 2nd in runs, hits and total bases, all trailing the club's inaugural 1969 season. More than 40% of Kansas City's hits in 2022 came from rookies, and its total of 558 rookie hits were the 2nd most by any team in the last 50 seasons, trailing only the 2006 Florida Marlins (582), a group that was led by Rookie of the Year **Hanley Ramírez** (185 hits), **Dan Uggla** (172) and **Josh Willingham** (139).

## SINGLE-SEASON BATTING LEADERS

Games played			Triples			On-base percentage		
T1	Al Cowens, 1977+	162	1	Willie Wilson, 1985*	21	1	George Brett, 1980*	.454
T1	Hal McRae, 1977+	162	2	George Brett, 1979*	20	2	George Brett, 1985	.436
T1	Carlos Beltrán, 2002+	162	T3	Willie Wilson, 1980+	15	3	Darrell Porter, 1979	.421
T1	Billy Butler, 2013+	162	T3	Willie Wilson, 1982*	15	T4	John Mayberry, 1973*	.417
T1	Alcides Escobar, 2014+	162	T3	Willie Wilson, 1987*	15	T4	Mike Sweeney, 2002	.417
T1	Alcides Escobar, 2016+	162	T6	George Brett, 1976*	14	6	John Mayberry, 1975	.416
T1	Alcides Escobar, 2017+	162	T6	Al Cowens, 1977	14	T7	Hal McRae, 1976*	.407
T1	Eric Hosmer, 2017+	162	T8	4 players	13	T7	Mike Sweeney, 2000	.407
T1	Whit Merrifield, 2019+	162				9	Jose Offerman, 1998	.403
T1	Jorge Soler, 2019+	162				10	George Brett, 1986	.401
T1	Whit Merrifield, 2021+	162						

At-bats			Home runs			Slugging percentage		
1	Willie Wilson, 1980*	705	T1	Jorge Soler, 2019*	48	1	George Brett, 1980*	.664
2	Whit Merrifield, 2019*	681	<b>T1</b>	<b>Salvador Perez, 2021*</b>	<b>48</b>	2	Bob Hamelin, 1994	.599
3	Whit Merrifield, 2021*	664	3	Mike Moustakas, 2017	38	3	Danny Tartabull, 1991*	.593
4	Carlos Beltrán, 1999	663	4	Steve Balboni, 1985	36	4	George Brett, 1985*	.585
5	Melky Cabrera, 2011	658	5	Gary Gaetti, 1995	35	5	Jorge Soler, 2019	.569
6	Johnny Damon, 2000	655	T6	John Mayberry, 1975	34	T6	George Brett, 1979	.563
T7	George Brett, 1976*	645	T6	Danny Tartabull, 1987	34	T6	George Brett, 1983*	.563
T7	George Brett, 1979	645	T6	Dean Palmer, 1998	34	T6	Mike Sweeney, 2002	.563
T9	Johnny Damon, 1998	642	9	Jermaine Dye, 2000	33	9	Jermaine Dye, 2000	.561
T9	Alex Gordon, 2012	642	10	Bo Jackson, 1989	32	10	John Mayberry, 1975	.547

Runs			RBI			OPS		
1	Johnny Damon, 2000*	136	1	Mike Sweeney, 2000	144	1	George Brett, 1980*	1.118
2	Willie Wilson, 1980*	133	2	Hal McRae, 1982*	133	2	George Brett, 1985*	1.022
3	George Brett, 1979	119	<b>3</b>	<b>Salvador Perez, 2021*</b>	<b>121</b>	3	Danny Tartabull, 1991	.990
4	Carlos Beltrán, 2002	114	T4	Dean Palmer, 1998	119	4	Bob Hamelin, 1994	.987
5	Willie Wilson, 1979	113	T4	Jermaine Dye, 1999	119	5	Mike Sweeney, 2002	.979
6	Carlos Beltrán, 1999	112	T6	George Brett, 1980	118	6	John Mayberry, 1975	.963
7	George Brett, 1985	108	T6	Jermaine Dye, 2000	118	7	Jermaine Dye, 2000	.951
8	Jermaine Dye, 2000	107	8	Jorge Soler, 2019	117	8	George Brett, 1983*	.947
9	Carlos Beltrán, 2001	106	T9	4 players	112	9	George Brett, 1979	.939
T10	4 players	105				10	Danny Tartabull, 1987	.931

Hits			Extra-base hits			Walks		
1	Willie Wilson, 1980*	230	1	Hal McRae, 1977*	86	1	John Mayberry, 1973*	122
2	George Brett, 1976*	215	2	George Brett, 1979*	85	2	Darrell Porter, 1979*	121
3	Johnny Damon, 2000	214	3	Jorge Soler, 2019	82	3	John Mayberry, 1975*	119
4	George Brett, 1979*	212	4	Hal McRae, 1982	81	T4	Paul Schaal, 1971	103
5	Kevin Seitzer, 1987+	207	5	Carlos Beltrán, 2002	80	T4	George Brett, 1985	103
T6	Mike Sweeney, 2000	206	6	Jermaine Dye, 1999	79	6	Kevin Seitzer, 1989	102
T6	Whit Merrifield, 2019*	206	7	Jermaine Dye, 2000	76	T7	Jeff King, 1997	89
8	Melky Cabrera, 2011	201	8	Mike Sweeney, 2001	75	T7	Jose Offerman, 1998	89
9	Joe Randa, 1999	197	T9	3 players	73	9	Carlos Santana, 2021	86
10	George Brett, 1975*	195				10	Chili Davis, 1997	85

Doubles			Batting average			Strikeouts		
1	Hal McRae, 1977*	54	1	George Brett, 1980	.390	1	Jorge Soler, 2019*	178
T2	Billy Butler, 2009	51	2	Mike Sweeney, 2002	.340	2	Bo Jackson, 1989*	172
T2	Alex Gordon, 2012*	51	3	George Brett, 1985	.335	<b>3</b>	<b>Salvador Perez, 2021</b>	<b>170</b>
4	Jeff Francoeur, 2011	47	T4	George Brett, 1976	.333	4	Steve Balboni, 1985*	166
T5	Hal McRae, 1982+	46	T4	Mike Sweeney, 2000	.333	<b>5</b>	<b>Hunter Dozier, 2021</b>	<b>154</b>
T5	Mike Sweeney, 2001	46	T6	Hal McRae, 1976	.332	T6	Alex Gordon, 2019	148
T7	5 players	45	T6	Willie Wilson, 1982	.332	<b>T6</b>	<b>Hunter Dozier, 2019</b>	<b>148</b>
			T8	George Brett, 1979	.329	8	Steve Balboni, 1986	146
			T8	George Brett, 1990	.329	9	Michael A. Taylor, 2021	144
			10	Johnny Damon, 2000	.327	10	Alex Gordon, 2013	141

min. 3.1 PA/team game

+ tied for AL lead

\* led AL

current Royals in **BOLD**

## SINGLE-SEASON BATTING LEADERS (CONT.)

Stolen bases			Total bases			Sacrifice flies		
1	Willie Wilson, 1979*	83	1	George Brett, 1979	363	T1	Darrell Porter, 1979	13
2	Willie Wilson, 1980	79	T2	Jermaine Dye, 2000	337	T1	Dean Palmer, 1998*	13
3	Tom Goodwin, 1996	66	<b>T2</b>	<b>Salvador Perez, 2021</b>	<b>337</b>	T1	Mike Sweeney, 2000	13
T4	Willie Wilson, 1983	59	4	Jorge Soler, 2019	335	T4	Amos Otis, 1974	12
T4	Willie Wilson, 1987	59	5	Hal McRae, 1982	332	T4	John Waberberry, 1976*	12
6	Fred Patek, 1977+	53	6	Hal McRae, 1977	330	T4	Jeff King, 1997	12
7	Amos Otis, 1971*	52	7	Johnny Damon, 2000	324	T4	Johnny Damon, 2000	12
8	Fred Patek, 1976	51	8	Mike Sweeney, 2000	323	T4	Whit Merrifield, 2021*	12
T9	Vince Coleman, 1994	50	9	George Brett, 1985	322	T9	3 players	11
T9	Tom Goodwin, 1995	50	10	Jermaine Dye, 1999	320			

Hit-by-pitch			Sacrifice hits		
1	David DeJesus, 2007*	23	1	Tom Goodwin, 1996*	21
2	Alex Gordon, 2019*	19	T2	Alcides Escobar, 2011	18
T3	Mike Macfarlane, 1994*	18	T2	Frank White, 1976	18
T3	Angel Berroa, 2003	18	4	David Howard, 1996	17
T5	Sal Fasano, 1998	16	T5	Chris Getz, 2011	14
T5	Mike Macfarlane, 1993	16	T5	Tom Goodwin, 1995*	14
T7	Mike Macfarlane, 1992+	15	T5	Brian McRae, 1993	14
T7	Mike Sweeney, 2000+	15	T8	6 players	13
T9	4 players	14			

min. 3.1 PA/team game  
+ tied for AL lead  
\* led AL  
current Royals in **BOLD**

## SINGLE-SEASON PITCHING LEADERS

Appearances			ERA			Win percentage		
1	Dan Quisenberry, 1985*	84	1	Roger Nelson, 1972	2.08	T1	Larry Gura, 1978	.800
2	Peter Moylan, 2017+	79	T2	Bret Saberhagen, 1989	2.16	T1	Danny Duffy, 2016	.800
T3	Jason Grimsley, 2003	76	<b>T2</b>	<b>Zack Greinke, 2009*</b>	<b>2.16</b>	3	Bret Saberhagen, 1989*	.793
T3	Kelvin Herrera, 2012	76	4	Kevin Appier, 1992	2.46	4	Bret Saberhagen, 1985	.769
5	Dan Quisenberry, 1980*	75	5	Kevin Appier, 1993	2.56	5	David Cone, 1994	.762
6	Jimmy Gobble, 2007	74	6	Charlie Leibrandt, 1985	2.69	6	Paul Splittorff, 1977	.727
T7	Jeff Montgomery, 1990	73	7	Mark Gubicza, 1988	2.70	7	Mark Gubicza, 1988	.714
T7	Scott Service, 1998	73	8	Mike Hedlund, 1971	2.71	8	Kevin Appier, 1993	.692
T7	Jason Grimsley, 2001	73	T9	Larry Gura, 1978	2.72	9	Al Fitzmorris, 1974	.684
T7	Aaron Crow, 2012	73	T9	Larry Gura, 1981	2.72	10	Dennis Leonard, 1975	.682

Starts			Wins			Saves		
1	Dennis Leonard, 1978+	40	1	Bret Saberhagen, 1989*	23	1	Greg Holland, 2013	47
T2	Steve Busby, 1974	38	2	Steve Busby, 1974	22	2	Greg Holland, 2014	46
T2	Dennis Leonard, 1980	38	3	Dennis Leonard, 1978	21	T3	Dan Quisenberry, 1983*	45
T2	Paul Splittorff, 1973	38	T4	Paul Splittorff, 1973	20	T3	Jeff Montgomery, 1993+	45
T2	Paul Splittorff, 1978	38	T4	Dennis Leonard, 1977*	20	5	Dan Quisenberry, 1984*	44
T6	Steve Busby, 1973	37	T4	Dennis Leonard, 1980	20	6	Joakim Soria, 2010	43
T6	Larry Gura, 1982	37	T4	Bret Saberhagen, 1985	20	7	Joakim Soria, 2008	42
T6	Dennis Leonard, 1977	37	T4	Mark Gubicza, 1988	20	8	Jeff Montgomery, 1992	39
T6	Paul Splittorff, 1977	37	9	Paul Splittorff, 1978	19	9	Dan Quisenberry, 1985*	37
T10	3 pitchers	36	T10	7 pitchers	18	10	Jeff Montgomery, 1998	36

Innings			Losses			Home runs allowed		
1	Dennis Leonard, 1978	294.2	T1	Paul Splittorff, 1974	19	1	Darrell May, 2004	38
2	Dennis Leonard, 1977	292.2	T1	Darrell May, 2004	19	2	Tim Belcher, 1998*	37
3	Steve Busby, 1974	292.1	T3	Larry Gura, 1983	18	T3	Jeff Suppan, 2000*	36
4	Larry Gura, 1980	283.1	T3	Mark Gubicza, 1987	18	T3	Paul Byrd, 2002	36
5	Dennis Leonard, 1980	280.1	T3	Danny Jackson, 1987	18	5	Ian Kennedy, 2017	34
6	Mark Gubicza, 1988	269.2	T6	Dick Drago, 1972	17	T6	Dennis Leonard, 1979	33
7	Bret Saberhagen, 1989*	262.1	T6	Dennis Leonard, 1978	17	T6	Brian Anderson, 2004	33
T8	Paul Splittorff, 1973	262.0	T6	Paul Splittorff, 1979	17	T6	Bruce Chen, 2012	33
T8	Paul Splittorff, 1978	262.0	<b>T6</b>	<b>Zack Greinke, 2005</b>	<b>17</b>	T6	Ian Kennedy, 2016	33
10	Bret Saberhagen, 1988	260.2	T10	8 pitchers	16	T10	2 pitchers	32

min. 1.0 IP/team game  
+ tied for AL lead  
\* led AL  
current Royals in **BOLD**

## SINGLE-SEASON PITCHING LEADERS (CONT.)

Complete games			K/9			Opponents' average		
1	Dennis Leonard, 1977	21	1	<b>Zack Greinke, 2009</b>	<b>9.50</b>	1	Roger Nelson, 1972	.196
T2	Steve Busby, 1974	20	2	Danny Duffy, 2016	9.42	2	David Cone, 1994	.209
T2	Dennis Leonard, 1978	20	3	Kevin Appier, 1996	8.82	3	Tom Gordon, 1989	.210
4	Steve Busby, 1975	18	4	Bob Johnson, 1970	8.66	4	Bruce Dal Canton, 1974	.211
T5	Dennis Leonard, 1976	16	5	Yordano Ventura, 2015	8.60	5	Kevin Appier, 1993	.212
T5	Larry Gura, 1980	16	6	<b>Brady Singer, 2020</b>	<b>8.53</b>	T6	Bret Saberhagen, 1989	.217
T7	Dick Drago, 1971	15	7	Ian Kennedy, 2016	8.46	T6	Kevin Appier, 1992	.217
T7	Bret Saberhagen, 1987	15	8	Tom Gordon, 1989	8.45	<b>8</b>	<b>Brady Singer, 2020</b>	<b>.220</b>
9	Paul Splittorff, 1978	13	T9	Kevin Appier, 1994	8.42	9	Kevin Appier, 1995	.221
T10	5 pitchers	12	T9	Jakob Junis, 2019	8.42	T10	2 pitchers	.223
Shutouts			Walks			WHIP		
1	Roger Nelson, 1972	6	1	Mark Gubicza, 1987	120	1	Roger Nelson, 1972*	0.87
T2	Dennis Leonard, 1977	5	2	David Cone, 1993	114	2	Bret Saberhagen, 1989*	0.96
T2	Dennis Leonard, 1979*	5	3	Danny Jackson, 1987	109	3	Larry Gura, 1981	1.01
T4	Bill Butler, 1969	4	4	Pat Rapp, 1998	107	4	Bret Saberhagen, 1985*	1.06
T4	Dick Drago, 1971	4	5	Steve Busby, 1973	105	T5	Bret Saberhagen, 1991	1.07
T4	Al Fitzmorris, 1974	4	6	Jim Rooker, 1970	102	T5	David Cone, 1994	1.07
T4	Dennis Leonard, 1978	4	7	Rich Gale, 1978	100	<b>T5</b>	<b>Zack Greinke, 2009*</b>	<b>1.07</b>
T4	Larry Gura, 1980	4	T8	Rich Gale, 1979	99	8	Larry Gura, 1978	1.10
T4	Bret Saberhagen, 1987	4	T8	Tom Gordon, 1990	99	T9	Dennis Leonard, 1977	1.11
T4	Mark Gubicza, 1988	4	10	Mac Suzuki, 2000	94	T9	Kevin Appier, 1993	1.11
T4	Bret Saberhagen, 1989	4						
Strikeouts			BB/9			Hit batters		
1	Dennis Leonard, 1977	244	1	Doug Bird, 1976*	1.41	1	Jakob Junis, 2018	15
<b>2</b>	<b>Zack Greinke, 2009</b>	<b>242</b>	2	Bret Saberhagen, 1985*	1.45	2	Jeremy Guthrie, 2014*	14
3	Kevin Appier, 1996	207	3	Bret Saberhagen, 1989	1.48	T3	Jim Colborn, 1977*	13
4	Bob Johnson, 1970	206	4	Paul Byrd, 2002	1.50	T3	Mike Boddicker, 1991*	13
5	Steve Busby, 1974	198	5	Roger Nelson, 1972	1.61	<b>T3</b>	<b>Zack Greinke, 2005</b>	<b>13</b>
T6	Kevin Appier, 1997	196	6	Dick Drago, 1971	1.72	T3	Luke Hochevar, 2012	13
T6	James Shields, 2013	196	7	James Shields, 2014	1.74	T3	Ian Kennedy, 2016	13
8	Bret Saberhagen, 1989	193	8	Mark Gubicza, 1994*	1.80	8	Jeff Suppan, 2001	12
9	David Cone, 1993	191	T9	Larry Gura, 1981	1.83	T9	8 pitchers	11
10	Danny Duffy, 2016	188	T9	Dennis Leonard, 1981	1.83			
						Wild pitches		
						1	Dan Reichert, 2000*	18
						2	Tom Gordon, 1993	17
						3	Bruce Dal Canton, 1974*	16
						T4	Al Fitzmorris, 1971	15
						T4	Mark Gubicza, 1986	15
						T6	6 pitchers	14

min. 1.0 IP/team game

+ tied for AL lead

\* led AL

current Royals in **BOLD**



## CAREER BATTING LEADERS

Games played			Triples			On-base percentage		
1	George Brett, 73-93	2707	1	George Brett, 73-93	137	1	Kevin Seitzer, 86-91	.380
2	Frank White, 73-90	2324	2	Willie Wilson, 76-90	133	2	Danny Tartabull, 87-91	.376
3	Amos Otis, 70-83	1891	3	Amos Otis, 70-83	65	3	Darrell Porter, 77-80	.375
4	Hal McRae, 73-87	1837	4	Hal McRae, 73-87	63	4	John Mayberry, 72-77	.374
5	Willie Wilson, 76-90	1787	5	Frank White, 73-90	58	5	Wally Joyner, 92-95	.371
6	Alex Gordon, 07-20	1753	6	Johnny Damon, 95-00	47	T6	Mike Sweeney, 95-07	.369
7	Mike Sweeney, 95-07	1282	T7	Carlos Beltrán, 98-04	45	T6	George Brett, 73-93	.369
<b>8</b>	<b>Salvador Perez, 11-22</b>	<b>1254</b>	T7	David DeJesus, 03-10	45	8	Willie Aikens, 80-83	.362
T9	Alcides Escobar, 11-18	1245	9	Al Cowens, 74-79	44	T9	David DeJesus, 03-10	.360
T9	Fred Patek, 71-79	1245	10	Alcides Escobar, 11-18	43	T9	Paul Schaal, 69-74	.360
At-bats			Home runs			Slugging percentage		
1	George Brett, 73-93	10349	1	George Brett, 73-93	317	1	Danny Tartabull, 87-91	.518
2	Frank White, 73-90	7859	<b>2</b>	<b>Salvador Perez, 11-22</b>	<b>223</b>	2	Mike Sweeney, 95-07	.492
3	Amos Otis, 70-83	7050	3	Mike Sweeney, 95-07	197	3	George Brett, 73-93	.487
4	Willie Wilson, 76-90	6799	4	Amos Otis, 70-83	193	4	Carlos Beltrán, 98-04	.483
5	Hal McRae, 73-87	6568	5	Alex Gordon, 07-20	190	5	Bo Jackson, 86-90	.480
6	Alex Gordon, 07-20	6391	6	Hal McRae, 73-87	169	6	Jermaine Dye, 97-01	.477
<b>7</b>	<b>Salvador Perez, 11-22</b>	<b>4752</b>	7	Frank White, 73-90	160	7	Willie Aikens, 80-83	.469
8	Alcides Escobar, 11-18	4672	8	John Mayberry, 72-77	143	<b>8</b>	<b>Salvador Perez, 11-22</b>	<b>.463</b>
9	Mike Sweeney, 95-07	4669	9	Mike Moustakas, 11-18	139	9	Steve Balboni, 84-88	.459
10	Billy Butler, 07-14	4317	T10	Billy Butler, 07-14	127	10	Hal McRae, 73-87	.458
			T10	Eric Hosmer, 11-17	127			
Runs			RBI			OPS		
1	George Brett, 73-93	1583	1	George Brett, 73-93	1596	1	Danny Tartabull, 87-91	.894
2	Amos Otis, 70-83	1074	2	Hal McRae, 73-87	1012	2	Mike Sweeney, 95-07	.861
3	Willie Wilson, 76-90	1060	3	Amos Otis, 70-83	992	3	George Brett, 73-93	.857
4	Frank White, 73-90	912	4	Frank White, 73-90	886	4	Carlos Beltrán, 98-04	.835
5	Hal McRae, 73-87	873	5	Mike Sweeney, 95-07	837	5	Willie Aikens, 80-83	.830
6	Alex Gordon, 07-20	867	6	Alex Gordon, 07-20	749	6	John Mayberry, 72-77	.822
7	Mike Sweeney, 95-07	700	<b>7</b>	<b>Salvador Perez, 11-22</b>	<b>732</b>	7	Jermaine Dye, 97-01	.820
8	Fred Patek, 71-79	571	8	Billy Butler, 07-14	628	8	Hal McRae, 73-87	.814
9	Eric Hosmer, 11-17	547	9	Eric Hosmer, 11-17	566	9	Darrell Porter, 77-80	.809
10	Carlos Beltrán, 98-04	546	10	John Mayberry, 72-77	552	10	Billy Butler, 07-14	.808
Hits			Extra-base hits			Walks		
1	George Brett, 73-93	3154	1	George Brett, 73-93	1119	1	George Brett, 73-93	1096
2	Frank White, 73-90	2006	2	Hal McRae, 73-87	681	2	Amos Otis, 70-83	739
3	Amos Otis, 70-83	1977	3	Frank White, 73-90	625	3	Alex Gordon, 07-20	684
4	Willie Wilson, 76-90	1968	4	Amos Otis, 70-83	623	4	Hal McRae, 73-87	616
5	Hal McRae, 73-87	1924	5	Alex Gordon, 07-20	573	5	John Mayberry, 72-77	561
6	Alex Gordon, 07-20	1643	6	Mike Sweeney, 95-07	499	6	Mike Sweeney, 95-07	484
7	Mike Sweeney, 95-07	1398	<b>7</b>	<b>Salvador Perez, 11-22</b>	<b>470</b>	7	Billy Butler, 07-14	427
<b>8</b>	<b>Salvador Perez, 11-22</b>	<b>1274</b>	8	Willie Wilson, 76-90	414	8	Fred Patek, 71-79	413
9	Billy Butler, 07-14	1273	9	Billy Butler, 07-14	407	9	Frank White, 73-90	412
10	Alcides Escobar, 11-18	1208	10	Eric Hosmer, 11-17	349	10	Kevin Seitzer, 86-91	369
Doubles			Batting average			Strikeouts		
1	George Brett, 73-93	665	1	George Brett, 73-93	.305	1	Alex Gordon, 07-20	1535
2	Hal McRae, 73-87	449	2	Mike Sweeney, 95-07	.299	2	Frank White, 73-90	1035
3	Frank White, 73-90	407	3	Billy Butler, 07-14	.295	3	Willie Wilson, 76-90	990
4	Amos Otis, 70-83	365	4	Kevin Seitzer, 86-91	.294	4	Amos Otis, 70-83	953
5	Alex Gordon, 07-20	357	T5	Wally Joyner, 92-95	.293	<b>5</b>	<b>Salvador Perez, 11-22</b>	<b>914</b>
6	Mike Sweeney, 95-07	297	T5	Hal McRae, 73-87	.293	6	George Brett, 73-93	908
7	Billy Butler, 07-14	276	7	Johnny Damon, 95-00	.292	7	Eric Hosmer, 11-17	714
8	Willie Wilson, 76-90	241	8	Danny Tartabull, 87-91	.290	T8	Billy Butler, 07-14	697
<b>9</b>	<b>Salvador Perez, 11-22</b>	<b>236</b>	T9	Willie Wilson, 76-90	.289	T8	Hal McRae, 73-87	697
10	Joe Randa, 95-04	223	T9	David DeJesus, 03-10	.289	10	Alcides Escobar, 11-18	687

min. 2,000 PA w/ Royals for rate stats  
current Royals in **BOLD**

## CAREER BATTING LEADERS (CONT.)

Stolen bases			Total bases			Sacrifice flies		
1	Willie Wilson, 76-90	612	1	George Brett, 73-93	5044	1	George Brett, 73-93	120
2	Amos Otis, 70-83	340	2	Amos Otis, 70-83	3051	2	Amos Otis, 70-83	99
3	Fred Patek, 71-79	336	3	Frank White, 73-90	3009	3	Hal McRae, 73-87	79
4	George Brett, 73-93	201	4	Hal McRae, 73-87	3006	4	Frank White, 73-90	65
5	Frank White, 73-90	178	5	Alex Gordon, 07-20	2622	5	Mike Sweeney, 95-07	54
6	Whit Merrifield, 16-22	174	6	Willie Wilson, 76-90	2595	6	Joe Randa, 95-04	53
7	Carlos Beltrán, 98-04	164	7	Mike Sweeney, 95-07	2296	7	Alex Gordon, 07-20	43
8	Alcides Escobar, 11-18	160	<b>8</b>	<b>Salvador Perez, 11-22</b>	<b>2201</b>	<b>8</b>	Billy Butler, 07-14	<b>40</b>
9	Johnny Damon, 95-00	156	9	Billy Butler, 07-14	1938	<b>T9</b>	<b>Salvador Perez, 11-22</b>	<b>38</b>
T10	Lorenzo Cain, 11-17	120	10	Eric Hosmer, 11-17	1751	T9	Whit Merrifield, 16-22	38
T10	U.L. Washington, 77-84	120						

Hit-by-pitch			Sacrifice hits		
1	Alex Gordon, 07-20	121	1	Frank White, 73-90	101
2	Mike Macfarlane, 87-98	78	2	Fred Patek, 71-79	89
3	Hal McRae, 73-87	74	3	Alcides Escobar, 11-18	79
4	David DeJesus, 03-10	71	4	Willie Wilson, 76-90	59
5	Mike Sweeney, 95-07	66	5	Amos Otis, 70-83	49
<b>6</b>	<b>Salvador Perez, 11-22</b>	<b>60</b>	T6	Angel Berroa, 01-07	38
7	Willie Wilson, 76-90	54	T6	U.L. Washington, 77-84	38
8	Angel Berroa, 01-07	49	8	David DeJesus, 03-10	35
9	Alcides Escobar, 11-18	41	9	Brian McRae, 90-94	33
10	Joe Randa, 95-04	38	10	Johnny Damon, 95-00	32

min. 2,000 PA w/ Royals for rate stats  
current Royals in **BOLD**

## CAREER PITCHING LEADERS

Appearances			ERA			Win percentage		
1	Jeff Montgomery, 88-99	686	1	Dan Quisenberry, 79-88	2.55	1	Al Fitzmorris, 69-76	.593
2	Dan Quisenberry, 79-88	573	2	Steve Farr, 85-90	3.05	2	Larry Gura, 76-85	.587
3	Kelvin Herrera, 11-18	442	3	Jeff Montgomery, 88-99	3.20	3	Steve Farr, 85-90	.586
4	Paul Splittorff, 70-84	429	4	Bret Saberhagen, 84-91	3.21	4	Bret Saberhagen, 84-91	.585
5	Joakim Soria, 07-17	427	5	Al Fitzmorris, 69-76	3.46	5	Doug Bird, 73-78	.576
6	Greg Holland, 10-21*	394	6	Marty Pattin, 74-80	3.48	6	Dennis Leonard, 74-86	.576
7	Mark Gubicza, 84-96	382	7	Kevin Appier, 89-04*	3.49	7	Steve Busby, 72-80	.565
8	Dennis Leonard, 74-86	312	8	Dick Drago, 69-73	3.52	8	Rich Gale, 78-81	.560
9	Larry Gura, 76-85	310	9	Doug Bird, 73-78	3.56	9	Kevin Appier, 89-04*	.556
10	Doug Bird, 73-78	292	10	Charlie Leibrandt, 84-89	3.60	10	Charlie Leibrandt, 84-89	.555

Starts			Wins			Saves		
1	Paul Splittorff, 70-84	392	1	Paul Splittorff, 70-84	166	1	Jeff Montgomery, 88-99	304
2	Mark Gubicza, 84-96	327	2	Dennis Leonard, 74-86	144	2	Dan Quisenberry, 79-88	238
3	Dennis Leonard, 74-86	302	3	Mark Gubicza, 84-96	132	3	Joakim Soria, 07-11#	162
4	Kevin Appier, 89-04*	275	4	Kevin Appier, 89-04*	115	4	Greg Holland, 10-21*	159
5	Bret Saberhagen, 84-91	226	5	Larry Gura, 76-85	111	5	Doug Bird, 73-78	58
6	Larry Gura, 76-85	219	6	Bret Saberhagen, 84-91	110	6	Kelvin Herrera, 11-18	57
7	Danny Duffy, 11-21	204	7	Tom Gordon, 88-95	79	7	Roberto Hernández, 01-02	54
<b>8</b>	<b>Zack Greinke, 04-22+</b>	<b>195</b>	8	Charlie Leibrandt, 84-89	76	8	Mike MacDougal, 01-06	50
9	Charlie Leibrandt, 84-89	187	T9	Steve Busby, 72-80	70	T9	Wade Davis, 13-21	49
10	Dick Drago, 69-73	160	T9	Al Fitzmorris, 69-76	70	T9	Steve Farr, 85-90	49

Innings			Losses			Home runs allowed		
1	Paul Splittorff, 70-84	2554.2	1	Paul Splittorff, 70-84	143	1	Dennis Leonard, 74-86	202
2	Mark Gubicza, 84-96	2218.2	2	Mark Gubicza, 84-96	135	2	Paul Splittorff, 70-84	192
3	Dennis Leonard, 74-86	2187.0	3	Dennis Leonard, 74-86	106	3	Larry Gura, 76-85	166
4	Kevin Appier, 89-04*	1843.2	4	Kevin Appier, 89-04*	92	4	Mark Gubicza, 84-96	153
5	Larry Gura, 76-85	1701.1	T5	Larry Gura, 76-85	78	5	Danny Duffy, 11-21	144
6	Bret Saberhagen, 84-91	1660.1	T5	Bret Saberhagen, 84-91	78	6	Kevin Appier, 89-04*	138
7	Charlie Leibrandt, 84-89	1257.0	<b>7</b>	<b>Zack Greinke, 04-22+</b>	<b>76</b>	<b>T7</b>	<b>Zack Greinke, 04-22+</b>	<b>126</b>
<b>8</b>	<b>Zack Greinke, 04-22+</b>	<b>1245.0</b>	8	Tom Gordon, 88-95	71	T7	Bret Saberhagen, 84-91	126
9	Danny Duffy, 11-21	1172.1	9	Dick Drago, 69-73	70	9	Jeff Suppan, 98-02	123
10	Tom Gordon, 88-95	1149.2	10	Danny Duffy, 11-21	68	10	Luke Hochevar, 07-16	116

min. 500.0 IP w/ Royals for rate stats  
current Royals in **BOLD**

\* Appier w/ KC from 89-99, 03-04  
\* Holland w/ KC from 10-15, 20-21

+ Greinke w/ KC from 04-10, 22  
# Soria w/ KC from 07-11, 16-17

## CAREER PITCHING LEADERS (CONT.)

Complete games			K/9			Opponent's average		
1	Dennis Leonard, 74-86	103	1	Ian Kennedy, 16-20	8.36	1	Jeff Montgomery, 88-99	.240
2	Paul Splittorff, 70-84	88	2	Jakob Junis, 17-21	8.17	2	Kevin Appier, 89-04 <sup>^</sup>	.242
3	Bret Saberhagen, 84-91	64	3	Danny Duffy, 11-21	8.05	3	Tom Gordon, 88-95	.243
4	Larry Gura, 76-85	61	4	Tom Gordon, 88-95	7.82	4	Steve Farr, 85-90	.246
T5	Steve Busby, 72-80	53	5	Yordano Ventura, 13-16	7.72	5	Bret Saberhagen, 84-91	.248
T5	Dick Drago, 69-73	53	6	Jeff Montgomery, 88-99	7.63	6	Yordano Ventura, 13-16	.250
7	Mark Gubicza, 84-96	42	7	Steve Farr, 85-90	7.56	7	Danny Duffy, 11-21	.250
8	Al Fitzmorris, 69-76	35	<b>8 Zack Greinke, 04-22+</b>	<b>7.26</b>	8	Ian Kennedy, 16-20	.251	
9	Charlie Leibrandt, 84-89	34	9	Kevin Appier, 89-04 <sup>^</sup>	7.12	9	Bud Black, 82-88	.252
10	Kevin Appier, 89-04 <sup>^</sup>	32	10	Gil Meche, 07-10	6.93	10	Steve Busby, 72-80	.253

Shutouts			Walks			WHIP		
1	Dennis Leonard, 74-86	23	1	Mark Gubicza, 84-96	783	1	Bret Saberhagen, 84-91	1.13
2	Paul Splittorff, 70-84	17	2	Paul Splittorff, 70-84	780	2	Dan Quisenberry, 79-88	1.15
3	Mark Gubicza, 84-96	16	3	Kevin Appier, 89-04 <sup>^</sup>	634	T3	Jeff Montgomery, 88-99	1.23
4t	Larry Gura, 76-85	14	4	Dennis Leonard, 74-86	622	T3	Marty Pattin, 74-80	1.23
4t	Bret Saberhagen, 84-91	14	5	Tom Gordon, 88-95	582	T5	Doug Bird, 73-78	1.25
6	Al Fitzmorris, 69-76	11	6	Larry Gura, 76-85	503	T5	Kevin Appier, 89-04 <sup>^</sup>	1.25
T7	Kevin Appier, 89-04 <sup>^</sup>	10	7	Steve Busby, 72-80	433	T5	Larry Gura, 76-85	1.25
T7	Dick Drago, 69-73	10	8	Danny Duffy, 11-21	432	T8	Bud Black, 82-88	1.26
T7	Charlie Leibrandt, 84-89	10	T9	Al Fitzmorris, 69-76	359	T8	Dennis Leonard, 74-86	1.26
T10	Steve Busby, 72-80	7	T9	Charlie Leibrandt, 84-89	359	<b>10 Zack Greinke, 04-22+</b>	<b>1.27</b>	
T10	Roger Nelson, 69-76	7						
T10	Jim Rooker, 69-72	7						

Strikeouts			BB/9			Hit batters		
1	Kevin Appier, 89-04 <sup>^</sup>	1458	1	Dan Quisenberry, 79-88	1.36	1	Mark Gubicza, 84-96	58
2	Mark Gubicza, 84-96	1366	2	Bret Saberhagen, 84-91	1.79	2	Dennis Leonard, 74-86	52
3	Dennis Leonard, 74-86	1323	<b>3 Zack Greinke, 04-22+</b>	<b>2.22</b>	T3	Danny Duffy, 11-21	45	
4	Bret Saberhagen, 84-91	1093	4	Jeremy Guthrie, 12-15	2.35	T3	Luke Hochevar, 07-16	45
5	Paul Splittorff, 70-84	1057	5	Marty Pattin, 74-80	2.37	<b>5 Zack Greinke, 04-22+</b>	<b>42</b>	
6	Danny Duffy, 11-21	1048	6	Doug Bird, 73-78	2.37	6	Larry Gura, 76-85	40
<b>7 Zack Greinke, 04-22+</b>	<b>1004</b>	7	7	Dick Drago, 69-73	2.46	7	Kevin Appier, 89-04 <sup>^</sup>	39
8	Tom Gordon, 88-95	999	8	Jakob Junis, 17-21	2.51	8	Jakob Junis, 17-21	37
9	Jeff Montgomery, 88-99	720	9	Dennis Leonard, 74-86	2.56	9	Paul Splittorff, 70-84	34
10	Luke Hochevar, 07-16	702	10	Charlie Leibrandt, 84-89	2.57	10	Jeremy Guthrie, 12-15	33

min. 500.0 IP w/ Royals for rate stats  
current Royals in **BOLD**

<sup>^</sup> Appier w/ KC from 89-99, 03-04

<sup>^</sup> Holland w/ KC from 10-15, 20-21

+ Greinke w/ KC from 04-10, 22

# Soria w/ KC from 07-11, 16-17

Wild pitches		
1	Mark Gubicza, 84-96	107
2	Dennis Leonard, 74-86	73
3	Kevin Appier, 89-04 <sup>^</sup>	72
4	Tom Gordon, 88-95	71
5	Al Fitzmorris, 69-76	56
6	Danny Duffy, 11-21	52
T7	Luke Hochevar, 07-16	41
T7	Bret Saberhagen, 84-91	41
T7	Paul Splittorff, 70-84	41
10	Charlie Leibrandt, 84-89	39

# AMERICAN LEAGUE LEADERS

## BATTING LEADERS

### Games (12)

161+	John Mayberry	1976
162+	Al Cowens	1977
162+	Hal McRae	1977
162+	Carlos Beltrán	2002
162+	Billy Butler	2013
162+	Alcides Escobar	2014
162+	Alcides Escobar	2016
162+	Alcides Escobar	2017
162+	Eric Hosmer	2017
162+	Whit Merrifield	2019
162+	Jorge Soler	2019
162+	Whit Merrifield	2021

### At-bats (6)

634	George Brett	1975
645	George Brett	1976
705	Willie Wilson	1980
681	Whit Merrifield	2019
248	Whit Merrifield	2020
664	Whit Merrifield	2021

### Batting average (4)

.333	George Brett	1976
.390	George Brett	1980
.332	Willie Wilson	1982
.329	George Brett	1990

### Hits (7)

195	George Brett	1975
215	George Brett	1976
212	George Brett	1979
230	Willie Wilson	1980
207+	Kevin Seitzer	1987
192	Whit Merrifield	2018
206	Whit Merrifield	2019

### Doubles (9)

36+	Amos Otis	1970
33	Lou Piniella	1972
40	Amos Otis	1976
54	Hal McRae	1977
45	George Brett	1978
46+	Hal McRae	1982
45+	George Brett	1990
51	Alex Gordon	2012
42+	Whit Merrifield	2021

### Triples (13)

11	Fred Patek	1971
13+	George Brett	1975
14	George Brett	1976
20	George Brett	1979
15+	Willie Wilson	1980
15	Willie Wilson	1982
21	Willie Wilson	1985
15	Willie Wilson	1987
11+	Willie Wilson	1988
13	Jose Offerman	1998
10+	Whit Merrifield	2019
10+	Adalberto Mondesi	2019
10+	<b>Hunter Dozier</b>	<b>2019</b>

+ tied American League lead  
current Royals in **BOLD**

### Home runs (2)

48	Jorge Soler	2019
48+	<b>Salvador Perez</b>	<b>2021</b>

### RBI (2)

133	Hal McRae	1982
121	<b>Salvador Perez</b>	<b>2021</b>

### Runs scored (2)

133	Willie Wilson	1980
136	Johnny Damon	2000

### Total bases (1)

298	George Brett	1976
-----	--------------	------

### On-base percentage (3)

.417	John Mayberry	1973
.407	Hal McRae	1976
.461	George Brett	1980

### Slugging percentage (4)

.644	George Brett	1980
.563	George Brett	1983
.585	George Brett	1985
.593	Danny Tartabull	1991

### OPS (4)

.868	Hal McRae	1976
1.118	George Brett	1980
.947	George Brett	1983
1.002	George Brett	1985

### Extra-base hits (2)

86	Hal McRae	1977
85	George Brett	1979

### Stolen bases (8)

52	Amos Otis	1971
53	Fred Patek	1977
83	Willie Wilson	1979
46	Johnny Damon	2000
34	Whit Merrifield	2017
45	Whit Merrifield	2018
24	Adalberto Mondesi	2020
40	Whit Merrifield	2021

### Walks (3)

122	John Mayberry	1973
119	John Mayberry	1975
121	Darrell Porter	1979

### Hit-by-pitch (5)

15+	Mike Macfarlane	1992
17	Mike Macfarlane	1993
15+	Mike Sweeney	2000
23	David DeJesus	2007
19	Alex Gordon	2019

### Strikeouts (3)

166	Steve Balboni	1985
172	Bo Jackson	1989
178+	Jorge Soler	2019

## PITCHING LEADERS

### Wins (3)

20+	Dennis Leonard	1977
23	Bret Saberhagen	1989
18+	Jason Vargas	2017

### ERA (3)

2.16	Bret Saberhagen	1989
2.56	Kevin Appier	1993
2.16	<b>Zack Greinke</b>	<b>2009</b>

### Complete games (2)

12	Bret Saberhagen	1989
7	Paul Byrd	2002

### Appearances (5)

75	Dan Quisenberry	1980
69	Dan Quisenberry	1983
84	Dan Quisenberry	1985
79	Peter Moylan	2017
32	<b>Scott Barlow</b>	<b>2020</b>

### Innings pitched (2)

201.2	Dennis Leonard	1981
262.1	Bret Saberhagen	1989

### Starts (10)

40+	Dennis Leonard	1978
38	Dennis Leonard	1980
26+	Dennis Leonard	1981
36+	Mark Gubicza	1989
33	Mark Gubicza	1995
34+	Gil Meche	2007
24+	Gil Meche	2008
34+	Bruce Chen	2012
34+	James Shields	2013
34+	James Shields	2014

### Saves (6)

33+	Dan Quisenberry	1980
35	Dan Quisenberry	1982
45	Dan Quisenberry	1983
44	Dan Quisenberry	1984
37	Dan Quisenberry	1985
45+	Jeff Montgomery	1993

### Home runs allowed (3)

30	Dennis Leonard	1980
37	Tim Belcher	1998
36	Jeff Suppan	2000

### Shutouts (1)

5+	Dennis Leonard	1979
----	----------------	------

### B/9 (4)

1.41	Doug Bird	1976
1.45	Bret Saberhagen	1985
1.80	Mark Gubicza	1994
2.01	Chris Haney	1996

### WHIP (4)

0.87	Roger Nelson	1972
1.13	Bud Black	1984
1.06	Bret Saberhagen	1985
0.96	Bret Saberhagen	1989

## FIELDING LEADERS

### Outfield assists (6)

15+	Amos Otis	1970
14	Willie Wilson	1981
17	Jermaine Dye	1999
20	Alex Gordon	2011
19	Jeff Francoeur	2012
17	Alex Gordon	2013

## YEAR-BY-YEAR BATTING LEADERS

YR	AVERAGE	HITS	HR	RBI				
1969	Lou Piniella	.282	Lou Piniella	139	Ed Kirkpatrick	14	Joe Foy	71
1970	Lou Piniella	.301	Amos Otis	176	Bob Oliver	27	Bob Oliver	99
1971	Amos Otis	.301	Amos Otis	167	Amos Otis	15	Amos Otis	79
1972	Lou Piniella	.312	Lou Piniella	179	John Mayberry	25	John Mayberry	100
1973	Amos Otis	.300	Amos Otis	175	Mayberry/Otis	26	John Mayberry	100
1974	Hal McRae	.310	Hal McRae	167	John Mayberry	22	Hal McRae	88
1975	George Brett	.308	George Brett	195	John Mayberry	34	John Mayberry	106
1976	George Brett	.333	George Brett	215	Amos Otis	18	John Mayberry	95
1977	Brett/Cowens	.312	Hal McRae	191	Cowens/Mayberry	23	Al Cowens	112
1978	Amos Otis	.298	Hal McRae	170	Amos Otis	22	Amos Otis	96
1979	George Brett	.329	George Brett	212	George Brett	23	Darrell Porter	112
1980	George Brett	.390	Willie Wilson	230	George Brett	24	George Brett	118
1981	George Brett	.314	Willie Wilson	133	Willie Aikens	17	Amos Otis	57
1982	Willie Wilson	.332	Willie Wilson	194	Hal McRae	27	Hal McRae	133
1983	Hal McRae	.311	Hal McRae	183	George Brett	25	George Brett	93
1984	Willie Wilson	.301	Willie Wilson	163	Steve Balboni	28	Steve Balboni	77
1985	George Brett	.335	George Brett	184	Steve Balboni	36	George Brett	112
1986	George Brett	.290	Willie Wilson	170	Steve Balboni	29	Steve Balboni	88
1987	Kevin Seitzer	.323	Kevin Seitzer	207	Danny Tartabull	34	Danny Tartabull	101
1988	George Brett	.306	George Brett	180	Danny Tartabull	26	George Brett	103
1989	Jim Eisenreich	.293	Kevin Seitzer	168	Bo Jackson	32	Bo Jackson	105
1990	George Brett	.329	George Brett	179	Bo Jackson	28	George Brett	87
1991	Danny Tartabull	.316	Brian McRae	164	Danny Tartabull	31	Danny Tartabull	100
1992	Brett/Jefferies	.285	Gregg Jefferies	172	Mike Macfarlane	17	Gregg Jefferies	75
1993	Wally Joyner	.292	Brian McRae	177	Mike Macfarlane	20	George Brett	75
1994	Wally Joyner	.311	Brian McRae	119	Bob Hamelin	24	Bob Hamelin	65
1995	Wally Joyner	.310	Wally Joyner	144	Gary Gaetti	35	Gary Gaetti	96
1996	Jose Offerman	.303	Jose Offerman	170	Craig Paquette	22	Craig Paquette	67
1997	Jay Bell	.291	Jay Bell	167	Chili Davis	30	Jeff King	112
1998	Jose Offerman	.315	Jose Offerman	191	Dean Palmer	34	Dean Palmer	119
1999	Mike Sweeney	.322	Joe Randa	197	Jermaine Dye	27	Jermaine Dye	119
2000	Mike Sweeney	.333	Johnny Damon	214	Jermaine Dye	33	Mike Sweeney	144
2001	Carlos Beltrán	.306	Carlos Beltrán	189	Mike Sweeney	29	Carlos Beltrán	101
2002	Mike Sweeney	.340	Carlos Beltrán	174	Carlos Beltrán	29	Carlos Beltrán	105
2003	Carlos Beltrán	.307	Raúl Ibañez	179	Carlos Beltrán	26	Carlos Beltrán	100
2004	Joe Randa	.287	Joe Randa	139	Mike Sweeney	22	Mike Sweeney	79
2005	Mike Sweeney	.300	Angel Berroa	164	Mike Sweeney	21	Emil Brown	86
2006	Mark Grudzielanek	.297	Mark Grudzielanek	163	Mark Teahen	18	Emil Brown	81
2007	Mark Teahen	.285	David DeJesus	157	John Buck	18	Emil Brown	62
2008	David DeJesus	.307	David DeJesus	159	José Guillén	20	José Guillén	97
2009	Billy Butler	.301	Billy Butler	183	Miguel Olivo	23	Billy Butler	93
2010	Billy Butler	.318	Billy Butler	189	Betancourt/Guillen	16	Betancourt/Butler	78
2011	Melky Cabrera	.305	Melky Cabrera	201	Alex Gordon	23	Billy Butler	95
2012	Billy Butler	.313	Billy Butler	192	Billy Butler	29	Billy Butler	107
2013	Eric Hosmer	.302	Eric Hosmer	188	Alex Gordon	20	Billy Butler	82
2014	Lorenzo Cain	.301	Alcides Escobar	165	Alex Gordon	19	Alex Gordon	74
2015	Lorenzo Cain	.307	Eric Hosmer	178	Morales/Moustakas	22	Kendrys Morales	106
2016	Cheslor Cuthbert	.274	Alcides Escobar	166	Kendrys Morales	30	Eric Hosmer	104
2017	Eric Hosmer	.318	Eric Hosmer	192	Mike Moustakas	38	Eric Hosmer	94
2018	Whit Merrifield	.304	Whit Merrifield	192	Salvador Perez	27	Salvador Perez	80
2019	Whit Merrifield	.302	Whit Merrifield	206	Jorge Soler	48	Jorge Soler	117
2020	Whit Merrifield	.282	Whit Merrifield	70	Salvador Perez	11	Maikel Franco	38
2021	Nicky Lopez	.300	Whit Merrifield	184	Salvador Perez	48	Salvador Perez	121
2022	Bobby Witt Jr.	.254	Bobby Witt Jr.	150	Salvador Perez	23	Bobby Witt Jr.	80

batting average leaders based on min. 3.1 PA/team game

## YEAR-BY-YEAR PITCHING LEADERS

YR	WINS	INNINGS	ERA	STRIKEOUTS				
1969	Wally Bunker	12	Wally Bunker	222.2	Wally Bunker	3.23	Bill Butler	156
1970	Jim Rooker	10	Dick Drago	240.0	Bob Johnson	3.07	Bob Johnson	206
1971	Dick Drago	17	Dick Drago	241.1	Mike Hedlund	2.71	Dick Drago	109
1972	Drago/Splittorff	12	Dick Drago	239.1	Roger Nelson	2.08	Paul Splittorff	140
1973	Paul Splittorff	20	Paul Splittorff	262.0	Paul Splittorff	3.98	Steve Busby	174
1974	Steve Busby	22	Steve Busby	292.1	Al Fitzmorris	2.79	Steve Busby	198
1975	Steve Busby	18	Steve Busby	260.1	Steve Busby	3.08	Steve Busby	160
1976	Dennis Leonard	17	Dennis Leonard	259.0	Al Fitzmorris	3.06	Dennis Leonard	150
1977	Dennis Leonard	20	Dennis Leonard	292.2	Dennis Leonard	3.04	Dennis Leonard	244
1978	Dennis Leonard	21	Dennis Leonard	294.2	Larry Gura	2.72	Dennis Leonard	183
1979	Paul Splittorff	15	Paul Splittorff	240.0	Dennis Leonard	4.08	Dennis Leonard	126
1980	Dennis Leonard	20	Larry Gura	283.1	Larry Gura	2.95	Dennis Leonard	155
1981	Dennis Leonard	13	Dennis Leonard	201.2	Larry Gura	2.72	Dennis Leonard	107
1982	Larry Gura	18	Larry Gura	248.0	Vida Blue	3.78	Vida Blue	103
1983	Paul Splittorff	13	Larry Gura	200.1	Larry Gura	4.90	Paul Splittorff	61
1984	Bud Black	17	Bud Black	257.0	Bud Black	3.12	Bud Black	140
1985	Bret Saberhagen	20	Charlie Leibbrandt	237.2	Charlie Leibbrandt	2.69	Bret Saberhagen	158
1986	Charlie Leibbrandt	14	Charlie Leibbrandt	231.1	Danny Jackson	3.20	Mark Gubicza	118
1987	Bret Saberhagen	18	Bret Saberhagen	257.0	Bret Saberhagen	3.36	Mark Gubicza	166
1988	Mark Gubicza	20	Mark Gubicza	269.2	Mark Gubicza	2.70	Mark Gubicza	183
1989	Bret Saberhagen	23	Bret Saberhagen	262.1	Bret Saberhagen	2.16	Bret Saberhagen	193
1990	Steve Farr	13	Tom Gordon	195.1	Kevin Appier	2.76	Tom Gordon	175
1991	Appier/Saberhagen	13	Kevin Appier	207.2	Bret Saberhagen	3.07	Tom Gordon	167
1992	Kevin Appier	15	Kevin Appier	208.1	Kevin Appier	2.46	Kevin Appier	150
1993	Kevin Appier	18	David Cone	254.0	Kevin Appier	2.56	David Cone	191
1994	David Cone	16	David Cone	171.2	David Cone	2.94	Kevin Appier	145
1995	Kevin Appier	15	Mark Gubicza	213.1	Mark Gubicza	3.75	Kevin Appier	185
1996	Tim Belcher	15	Tim Belcher	238.2	Kevin Appier	3.62	Kevin Appier	207
1997	Tim Belcher	13	Kevin Appier	235.2	Kevin Appier	3.40	Kevin Appier	196
1998	Tim Belcher	14	Tim Belcher	234.0	Tim Belcher	4.27	José Rosado	135
1999	Rosado/Suppan	10	Jeff Suppan	208.2	José Rosado	3.85	José Rosado	141
2000	Jeff Suppan	10	Jeff Suppan	217.0	Mac Suzuki	4.34	Mac Suzuki	135
2001	Jeff Suppan	10	Jeff Suppan	218.1	Jeff Suppan	4.37	Jeff Suppan	120
2002	Paul Byrd	17	Paul Byrd	228.1	Paul Byrd	3.90	Paul Byrd	129
2003	Darrell May	10	Darrell May	210.0	Darrell May	3.77	Darrell May	115
2004	Gobble/May	9	Darrell May	186.0	Darrell May	5.61	Darrell May	120
2005	R. Hernández	8	Zack Greinke	183.0	Zack Greinke	5.80	Zack Greinke	114
2006	Mark Redman	11	Mark Redman	167.0	Mark Redman	5.71	Jimmy Gobble	80
2007	Brian Bannister	12	Gil Meche	216.0	Gil Meche	3.67	Gil Meche	156
2008	Gil Meche	14	Gil Meche	210.1	Zack Greinke	3.47	Greinke/Meche	183
2009	Zack Greinke	16	Zack Greinke	229.1	Zack Greinke	2.16	Zack Greinke	242
2010	Bruce Chen	12	Zack Greinke	220.0	Zack Greinke	4.17	Zack Greinke	181
2011	Bruce Chen	12	Luke Hochevar	198.0	Luke Hochevar	4.68	Luke Hochevar	128
2012	Bruce Chen	11	Bruce Chen	191.2	Luis Mendoza	4.23	Luke Hochevar	144
2013	Jeremy Guthrie	15	James Shields	228.2	James Shields	3.15	James Shields	196
2014	Shields/Ventura	14	James Shields	227.0	Yordano Ventura	3.20	James Shields	180
2015	Ventura/Vólquez	13	Edinson Vólquez	200.1	Edinson Vólquez	3.55	Yordano Ventura	156
2016	Danny Duffy	12	Ian Kennedy	195.2	Danny Duffy	3.51	Danny Duffy	188
2017	Jason Vargas	18	Jason Hammel	180.1	Jason Vargas	4.16	Jason Hammel	145
2018	Junis/Keller	9	Jakob Junis	177.0	Jakob Junis	4.37	Jakob Junis	164
2019	Jakob Junis	9	Jakob Junis	175.1	Brad Keller	4.19	Jakob Junis	164
2020	Brad Keller	5	Brady Singer	64.1	Brady Singer	4.06	Brady Singer	61
2021	Keller/Minor	8	Mike Minor	158.2	-	-	Mike Minor	149
2022	Brady Singer	10	Brady Singer	153.1	-	-	Brady Singer	150

ERA leaders based on 1.0 IP/team game

no Royals pitcher qualified for the ERA title in 2021 or 2022

## NO-HITTERS BY ROYALS

### STEVE BUSBY, APRIL 27, 1973 at DETROIT

### ROYALS 3, TIGERS 0

In just his 10th Major League start, 23-year old **Steve Busby** recorded the first no-hitter in Royals history on April 27, 1973 at Detroit in a 3-0 win. Busby issued 6 walks, including 1 with 2 outs in the 2nd, 2 in the 4th, the last of which was erased on a double play, and 1 to begin the 5th, 7th and 9th.

Busby's was the first no-hitter at Tiger Stadium by an opposing pitcher since Hall of Famer **Bob Lemon** did it with Cleveland 25 years prior on June 30, 1948. Lemon, coincidentally, was Royals Manager when Busby made his Major League debut in 1972.

In his next start on May 4 in Milwaukee, Busby recorded 5.1 hitless innings before allowing a home run to **Dave May** in the 6th, ending his hitless streak at 14.0 innings.

TIGERS BATTERS	AB	R	H	RBI	BB	SO	HB
Jim Northrup RF	4	0	0	0	0	0	0
Aurelio Rodriguez 3B	3	0	0	0	0	1	0
Duke Sims PH	0	0	0	0	1	0	0
Rich Reese LF	3	0	0	0	1	0	0
Bill Freehan C	2	0	0	0	2	0	0
Gates Brown DH	3	0	0	0	0	0	0
Norm Cash 1B	1	0	0	0	2	1	0
Dick McAuliffe 2B	3	0	0	0	0	0	0
Mickey Stanley CF	3	0	0	0	0	1	0
Ed Brinkman SS	3	0	0	0	0	1	0
<b>TIGERS TOTALS</b>	<b>25</b>	<b>0</b>	<b>0</b>	<b>0</b>	<b>6</b>	<b>4</b>	<b>0</b>

### STEVE BUSBY, JUNE 19, 1974 at MILWAUKEE

### ROYALS 2, BREWERS 0

**Steve Busby** threw the second no-hitter in Royals history in a 2-0 win on June 19, 1974 at Milwaukee's County Stadium, becoming the first pitcher in Major League history to record no-hitters in each of his first two full seasons. Milwaukee's only baserunner was **George Scott**, who walked to begin the 2nd inning, after which Busby retired 24 straight batters.

In his following start on June 24 vs. the White Sox, he retired the first nine batters before **Pat Kelly** walked to begin the 4th, snapping a streak of 33 consecutive batters retired, which is an American League record.

Including the final 2.0 innings of his start on June 14, all 9.0 innings on June 19 and the first 5.0 innings of his start on June 24, **Busby** recorded a club-record 16.0 consecutive hitless innings, a streak that was snapped by Kelly's 1-out single in the 6th on June 24.

BREWERS BATTERS	AB	R	H	RBI	BB	SO	HB
Don Money 3B	4	0	0	0	0	0	0
Robin Yount SS	3	0	0	0	0	1	0
Dave May RF	3	0	0	0	0	0	0
George Scott 1B	2	0	0	0	1	0	0
John Briggs LF	3	0	0	0	0	1	0
Darrell Porter C	3	0	0	0	0	0	0
Bob Hansen DH	3	0	0	0	0	0	0
Bob Coluccio CF	3	0	0	0	0	1	0
Tim Johnson 2B	3	0	0	0	0	0	0
<b>BREWERS TOTALS</b>	<b>27</b>	<b>0</b>	<b>0</b>	<b>0</b>	<b>1</b>	<b>3</b>	<b>0</b>

### JIM COLBORN, MAY 14, 1977 vs. TEXAS

### ROYALS 6, RANGERS 0

**Jim Colborn** secured his place in Royals lore with the third no-hitter in franchise history on May 14, 1977 vs. the Rangers, a 6-0 win which marked the first no-hitter by a Royal at then-Royals Stadium.

Colborn plunked **Toby Harrah** in the 5th inning but left him stranded at second after he stole the bag, and later stranded a walk to **Jim Sundberg** to begin the 6th. Colborn, pitching in his first of two seasons with Kansas City, recorded 6 strikeouts, the most by a pitcher in any of the Royals 40 no-hitters.

Colborn went on to win 18 games for the Royals in 1977, but was traded to Seattle in June of 1978.

RANGERS BATTERS	AB	R	H	RBI	BB	SO	HB
C. Washington LF	4	0	0	0	0	0	0
Bert Campaneris SS	3	0	0	0	0	0	0
Mike Hargrove 1B	3	0	0	0	0	0	0
Willie Horton DH	3	0	0	0	0	1	0
Tom Grieve RF	3	0	0	0	0	1	0
Toby Harrah 3B	2	0	0	0	0	0	1
Bump Wills 2B	3	0	0	0	0	3	0
Jim Sundberg C	1	0	0	0	1	0	0
Bill Fahey PH	1	0	0	0	0	0	0
Juan Beniquez CF	2	0	0	0	0	1	0
Dave May PH	1	0	0	0	0	0	0
<b>RANGERS TOTALS</b>	<b>26</b>	<b>0</b>	<b>0</b>	<b>0</b>	<b>1</b>	<b>6</b>	<b>1</b>

### BRET SABERHAGEN, AUG. 26, 1991 vs. WHITE SOX

### ROYALS 7, WHITE SOX 0

**Bret Saberhagen** recorded the most recent no-hitter in Royals history on Aug. 26, 1991 in a 7-0 win over the White Sox at then-Royals Stadium. Chicago's only baserunners were a 1-out walk by **Ron Karkovice** in the 3rd inning and a walk by **Dan Pasqua** to begin the 8th.

Saberhagen became the third pitcher in Major League history to throw a no-hitter, win a Cy Young Award (1985, 89) and be named World Series MVP (1985), joining Hall of Famers **Sandy Koufax** and **Bob Gibson**.

WHITE SOX BATTERS	AB	R	H	RBI	BB	SO	HB
Tim Raines LF	4	0	0	0	0	2	0
Joey Cora 2B	4	0	0	0	0	1	0
Frank Thomas 1B	4	0	0	0	0	0	0
Robin Ventura 3B	3	0	0	0	0	0	0
Carlton Fisk DH	3	0	0	0	0	1	0
Dan Pasqua RF	2	0	0	0	1	0	0
Lance Johnson CF	3	0	0	0	0	0	0
Ron Karkovice C	2	0	0	0	1	1	0
Matt Merullo C	0	0	0	0	0	0	0
Ozzie Guillen SS	3	0	0	0	0	0	0
<b>WHITE SOX TOTALS</b>	<b>28</b>	<b>0</b>	<b>0</b>	<b>0</b>	<b>2</b>	<b>5</b>	<b>0</b>



## NO-HITTERS vs. ROYALS

### NOLAN RYAN, MAY 15, 1973 at KANSAS CITY

**Nolan Ryan** threw the first of two no-hitters against the Royals in a 3-0 win for the Angels on May 15, 1973. He struck out 12 Royals and allowed only three baserunners, including walks by **Steve Hovley** in the 1st, **Carl Taylor** in the 3rd and **Paul Schaal** in the 8th, but only Hovley got to second base on a steal.

It was the first of two no-hitters by Ryan in 1973 and the first of his Major League-record seven career no-hitters.

### ANGELS 3, ROYALS 0

ROYALS BATTERS	AB	R	H	RBI	BB	SO	HB
Fred Patek SS	4	0	0	0	0	2	0
Steve Hovley RF	3	0	0	0	1	1	0
Amos Otis CF	4	0	0	0	0	1	0
John Mayberry 1B	3	0	0	0	0	3	0
Cookie Rojas 2B	3	0	0	0	0	0	0
Ed Kirkpatrick DH-C	3	0	0	0	0	1	0
Lou Piniella LF	3	0	0	0	0	1	0
Paul Schaal 3B	2	0	0	0	1	2	0
Carl Taylor C	1	0	0	0	1	1	0
Gail Hopkins PH	1	0	0	0	0	0	0
Gene Garber P-P	0	0	0	0	0	0	0
<b>ROYALS TOTALS</b>	<b>27</b>	<b>0</b>	<b>0</b>	<b>0</b>	<b>3</b>	<b>12</b>	<b>0</b>

### JON LESTER, MAY 19, 2008 vs. KANSAS CITY

**Jon Lester** recorded the second and most recent no-hitter vs. the Royals on May 19, 2008 in a 7-0 Red Sox win at Fenway Park. Kansas City could muster only two baserunners, walks by **Billy Butler** in the 2nd and **Esteban Germán** in the 9th. Butler was erased by a force out off the bat of **Miguel Olivo**, who advanced to second base on an E1 pickoff attempt, and Germán advanced to second and third on a pair of groundouts.

Lester recorded 9 strikeouts and threw 130 pitches.

### RED SOX 7, ROYALS 0

ROYALS BATTERS	AB	R	H	RBI	BB	SO	HB
David DeJesus CF	4	0	0	0	0	0	0
Mark Grudzielanek 2B	3	0	0	0	0	2	0
Alberto Callaspo 2B	1	0	0	0	0	1	0
Alex Gordon 3B	3	0	0	0	0	0	0
José Guillén DH	3	0	0	0	0	1	0
Billy Butler 1B	2	0	0	0	1	2	0
Miguel Olivo C	3	0	0	0	0	2	0
Mark Teahen RF	3	0	0	0	0	0	0
Esteban Germán LF	2	0	0	0	1	1	0
Tony Peña SS	3	0	0	0	0	0	0
<b>ROYALS TOTALS</b>	<b>27</b>	<b>0</b>	<b>0</b>	<b>0</b>	<b>2</b>	<b>9</b>	<b>0</b>

### LONGEST TEAM DROUGHT SINCE LAST NO-HITTER

GAMES	TEAM	DATE/OPP	PITCHER
6,550	CLE	5/15/81 vs. TOR	Len Barker
5,045	TOR	9/2/90 at CLE	Dave Stieb
<b>4,889</b>	<b>KC</b>	<b>8/26/91 vs. CWS</b>	<b>Bret Saberhagen</b>

### FEWEST TIMES BEING NO-HIT (ACTIVE FRANCHISES)

NO.	TEAM*	LAST	PITCHER
<b>2</b>	<b>KC (1969)</b>	<b>5/19/08 at BOS</b>	<b>Jon Lester</b>
3	COL (1993)	6/18/14 at LAD	Clayton Kershaw
3	MIA (1993)	9/28/14 at WAS	Jordan Zimmermann

\*first year of franchise

### LONGEST TEAM DROUGHT SINCE LAST BEING NO-HIT

GAMES	TEAM	DATE/OPP	PITCHER
4,929	OAK	7/13/91 vs. BAL	Combined
3,696	WAS*	7/18/99 at NYY	David Cone (PG)
3,645	LAA	9/11/99 at MIN	Eric Milton
<b>2,284</b>	<b>KC</b>	<b>5/19/08 at BOS</b>	<b>Jon Lester</b>

\*Were known as Montreal Expos at the time

### LONGEST NO-HIT BIDS vs. ROYALS+

DATE/OPP	PITCHER	NO-HIT THROUGH
9/11/70 vs. OAK	Vida Blue	7.2 IP
7/27/72 at CWS	Stan Bahnsen	7.2 IP
7/31/72 at CAL	Nolan Ryan	7.0 IP
5/15/73 vs. CAL	Nolan Ryan	no-hitter
7/20/74 at NYY	Doc Medich	8.0 IP
5/2/76 vs. NYY	Rudy May	8.0 IP
9/1/87 vs. MIL	Ted Higuera	7.2 IP
5/4/89 at CLE	John Farrell	8.0 IP
4/14/92 vs. OAK	Ron Darling	7.0 IP
9/16/93 at SEA	Randy Johnson	7.1 IP
7/13/01 at PIT	Todd Ritchie	8.1 IP
7/3/04 at SD	Adam Eaton	7.0 IP
8/31/07 at MIN	Scott Baker	8.1 IP
5/19/08 at BOS	Jon Lester	no-hitter
8/2/09 at TB	James Shields	7.0 IP
9/7/11 at OAK	Guillermo Moscoso	7.2 IP
9/13/22 at MIN	Joe Ryan	7.0 IP

### LONGEST NO-HIT BIDS by ROYALS+

DATE/OPP	PITCHER	NO-HIT THROUGH
6/4/70 at NYY	Jim Rooker	8.0 IP
8/23/72 vs. BOS	Roger Nelson	7.2 IP
4/27/73 at DET	Steve Busby	no-hitter
6/19/74 at MIL	Steve Busby	no-hitter
5/14/77 vs. TEX	Jim Colborn	no-hitter
9/2/77 vs. MIL	Paul Spitttorff	7.2 IP
8/19/83 at BAL	Gaylord Perry	7.0 IP
6/22/85 vs. SEA	Bret Saberhagen	7.0 IP
10/1/86 vs. CAL	Danny Jackson	8.0 IP
4/10/87 vs. NYY	Bret Saberhagen	7.1 IP
8/26/91 vs. CWS	Bret Saberhagen	no-hitter
9/27/91 vs. CAL	Bret Saberhagen	7.1 IP
8/19/12 vs. CWS	Jeremy Guthrie	7.2 IP
8/1/16 at TB	Danny Duffy	7.0 IP
9/8/18 at MIN	Jorge López	8.0 IP
9/10/20 at CLE	Brady Singer	7.2 IP

+does not include combined no-hit bids

## LEADOFF HOME RUNS

### ROYALS LEADOFF HOME RUNS (108)

DATE/OPP	BATTER	PITCHER	DATE/OPP	BATTER	PITCHER
6/2/69 vs. WSA	Juan Rios	Frank Bertaina	6/20/03 at STL	Desi Relaford	Matt Morris
6/21/71 at CWS	Fred Patek	Tommy John	6/29/03 vs. STL	Desi Relaford	Brett Tomko
7/24/71 at CLE	Fred Patek	Alan Foster	9/4/03 vs. ARI	Aaron Guiel	Randy Johnson
8/13/71 at BOS	Fred Patek	Jim Lonborg	9/7/03 at ANA	Aaron Guiel	John Lackey
4/15/73 at CWS	Fred Patek	Stan Bahnsen	9/23/03 vs. DET	Angel Berroa	Mike Maroth
7/3/73 vs. MIN	Fred Patek	Bert Blyleven	7/16/04 vs. MIN	David DeJesus	Brad Radke
5/14/75 at DET	Vada Pinson	Joe Coleman	8/25/04 at ANA	David DeJesus	Ramón Ortiz
8/7/75 vs. MIN	Freddie Patek	Vic Albury	9/22/04 at TB	David DeJesus	Doug Waechter
9/18/75 at MIN	Amos Otis	Eddie Bane	4/23/05 vs. CWS	David DeJesus	José Contreras
6/6/76 vs. MIL	Jim Wohlford	Jim Colborn	7/16/05 at DET	David DeJesus	Jason Johnson
6/20/77 vs. SEA	Tom Poquette	Gary Wheelock	7/18/05 at CLE	David DeJesus	Cliff Lee
7/23/77 at DET	George Brett	Dave Rozema	9/23/05 vs. CLE	Chip Ambres	CC Sabathia
7/30/77 at CWS	George Brett	Francisco Barrios	9/24/05 vs. CLE	Aaron Guiel	Kevin Millwood
4/24/79 vs. CWS	Frank White	Lerrin LaGrow	5/30/06 at OAK	David DeJesus	Brad Halsey
5/1/79 vs. TEX	Frank White	Jon Matlack	8/17/06 at CWS	David DeJesus	Mark Buehrle
8/10/79 vs. DET	Frank White	Pat Underwood	7/2/08 at BAL	David DeJesus	Daniel Cabrera
8/25/79 vs. BOS	Willie Wilson	Mike Torrez	6/19/09 vs. STL	David DeJesus	Brad Thompson
5/14/80 at NYY	Willie Wilson	Ron Guidry	4/28/10 vs. SEA	David DeJesus	R. Rowland-Smith
8/12/81 at BAL	Willie Wilson	Scott McGregor	5/30/11 vs. LAA	Alex Gordon	Ervin Santana
5/1/82 vs. TOR	César Gerónimo	Mark Bomback	6/21/11 vs. ARI	Alex Gordon	Joe Saunders
5/14/83 vs. DET	Willie Wilson	Dave Rucker	8/29/11 at DET	Alex Gordon	Max Scherzer
10/2/83 at OAK	Butch Davis	Ed Farmer	9/9/11 at SEA	Alex Gordon	Blake Beavan
4/3/84 vs. NYY	Onix Concepción	Ron Guidry	9/20/11 vs. DET	Alex Gordon	Brad Penny
5/3/84 at MIL	Darryl Motley	Don Sutton	6/12/12 vs. MIL	Alex Gordon	Zack Greinke
5/16/85 at CLE	Willie Wilson	Keith Creel	8/2/12 vs. CLE	Alex Gordon	Corey Kluber
9/5/85 vs. MIL	Omar Moreno	Moose Haas	8/9/12 at BAL	Alex Gordon	Wei-Yin Chen
5/9/86 at BAL	Willie Wilson	Ken Dixon	8/11/12 at BAL	Alex Gordon	Chris Tillman
5/30/86 vs. TEX	Willie Wilson	Bobby Witt	6/26/13 vs. ATL	Alex Gordon	Mike Minor
7/12/86 vs. DET	Willie Wilson	Eric King	8/25/13 vs. WAS	Alex Gordon	Dan Haren
7/26/86 at DET	Lonnie Smith	Mark Thurmond	9/3/13 vs. SEA	Alex Gordon	Erasmus Ramirez
9/25/86 at MIN	Willie Wilson	Frank Viola	9/11/13 at CLE	Alex Gordon	Scott Kazmir
5/26/87 at CWS	Willie Wilson	Bill Long	6/25/14 vs. LAD	Lorenzo Cain	Dan Haren
5/15/88 at TEX	Willie Wilson	Charlie Hough	5/9/15 at DET	Alcides Escobar	Anibal Sánchez
8/9/89 vs. BOS	Kurt Stillwell	Mike Boddicker	5/29/15 at CHC	Alcides Escobar	Jake Arrieta
8/17/89 at SEA	Kurt Stillwell	Mike Dunne	9/14/15 at CLE	Alex Gordon	Carlos Carrasco
6/21/90 at MIN	Kevin Seitzer	Mark Guthrie	7/4/17 at SEA	Whit Merrifield	Félix Hernández
6/8/92 vs. MIN	Keith Miller	Kevin Tapani	7/25/17 at DET	Whit Merrifield	Michael Fulmer
7/31/92 vs. OAK	Gregg Jefferies	Ron Darling	8/24/17 vs. COL	Whit Merrifield	Germán Márquez
8/9/92 at OAK	Gregg Jefferies	Dave Stewart	7/2/18 vs. CLE	Whit Merrifield	Corey Kluber
4/29/95 vs. NYY	Jon Nunnally	Melido Perez	8/26/18 vs. CLE	Whit Merrifield	Shane Bieber
7/17/95 at BOS	Keith Lockhart	Jeff Suppan	9/10/18 vs. CWS	Whit Merrifield	Lucas Giolito
9/9/95 at SEA	Johnny Damon	Andy Benes	8/9/19 at DET	Whit Merrifield	Edwin Jackson
8/9/96 at CAL	Jose Offerman	Mark Langston	8/11/19 at DET	Whit Merrifield	Daniel Norris
9/1/97 at CIN	Johnny Damon	Mike Remlinger	9/12/20 vs. PIT	Whit Merrifield	Trevor Williams
6/14/98 vs. DET	Johnny Damon	Seth Greisinger	6/29/21 at BOS	Whit Merrifield	Nick Pietvetta
7/4/98 vs. CLE	Johnny Damon	Charles Nagy	8/28/21 at SEA	Whit Merrifield	Tyler Anderson
9/12/98 vs. SEA	Johnny Damon	Jamie Moyer	5/23/22 at ARI	Whit Merrifield	Zach Davies
9/16/98 at CWS	Johnny Damon	Jim Abbott	7/6/22 at HOU	Whit Merrifield	Cristian Javier
9/27/98 vs. CWS	Johnny Damon	James Baldwin	8/4/22 vs. BOS	MJ Melendez	Nick Pietvetta
7/17/99 at MIL	Johnny Damon	Hideo Nomo	8/6/22 vs. BOS	MJ Melendez	Nathan Eovaldi
5/2/00 vs. OAK	Johnny Damon	Ron Mahay	8/28/22 vs. SD	Michael A. Taylor	Sean Manaea
5/26/00 vs. ANA	Johnny Damon	Seth Etherton	9/21/22 vs. MIN	MJ Melendez	Bailey Ober
9/27/01 vs. DET	Carlos Febles	Nate Cornejo	9/28/22 at DET	MJ Melendez	Will Vest
5/14/02 vs. MIN	Chuck Knoblauch	Matt Kinney			
8/25/02 vs. MIN	Chuck Knoblauch	Kyle Lohse			

# GRAND SLAMS

## ROYALS GRAND SLAMS (139)

DATE/OPP	BATTER	PITCHER	DATE/OPP	BATTER	PITCHER
7/4/69 vs. SEA (1)	Bob Oliver	Jim Bouton	5/5/94 at TOR	Brent Mayne	Juan Guzman
8/13/70 at BOS	Ed Kirkpatrick	John Curtis	5/18/94 at SEA	Terry Shumpert	Dave Fleming
4/19/71 at MIN	Bob Oliver	Steve Barber	5/31/94 at BOS	Mike Macfarlane	Joe Hesketh
6/4/72 at BOS (1)	Paul Schaal	Ray Culp	6/13/94 vs. CAL	Hubie Brooks	Bob Patterson
7/12/72 at BAL	Cookie Rojas	Mickey Scott	5/29/95 vs. TEX	Gary Gaetti	Terry Burrows
9/20/72 at CAL	John Mayberry	Rudy May	8/18/95 at TOR	Wally Joyner	Giovanni Carrara
5/23/73 at MIN	Lou Piniella	Jim Kaat	8/10/96 at CAL	Johnny Damon	Jim Abbott
7/9/73 at MIL	Kurt Bevacqua	Jerry Bell	4/25/97 at OAK	Chili Davis	Richie Lewis
5/28/74 vs. BAL	Cookie Rojas	Bob Reynolds	5/24/97 vs. SEA	Craig Paquette	Jamie Moyer
8/21/74 at CLE	Vada Pinson	Tom Buskey	6/18/97 vs. HOU	Jeff King	Donne Wall
9/26/74 vs. CAL	Hal McRae	Chuck Dobson	6/27/97 vs. MIL	Jay Bell	Bryce Florie
6/25/75 at CAL	Frank White	Luis Quintana	8/30/97 vs. STL	Jermaine Dye	Mark Petkovsek
4/18/78 at TOR	Amos Otis	Dave Lemanczyk	9/27/97 at CWS	Jeff King	Jeff Darwin
8/6/78 vs. TOR	Al Cowens	Balor Moore	5/14/98 at TB	Johnny Damon	Dennis Springer
9/28/80 at MIN	George Brett	Pete Redfern	5/22/98 at TEX	Shane Mack	Xavier Hernandez
6/3/81 vs. SEA	Jerry Grote	Ken Clay	5/1/99 vs. NYY	Larry Sutton	Tony Fossas
8/12/81 at BAL (1)	Frank White	Jeff Schneider	5/14/99 at SEA	Mike Sweeney	Jeff Fassero
4/9/82 vs. DET	Amos Otis	Jack Morris	4/26/00 vs. TB	Jermaine Dye	Ryan Rupe
7/6/82 vs. BOS	Hal McRae	John Tudor	7/3/00 vs. CWS	Jorge Fabregas	Kevin Beirne
9/30/82 vs. OAK	Willie Aikens	Bob Owchinko	7/19/00 at CLE	Dave McCarty	Chuck Finley
5/19/84 vs. TEX	Pat Sheridan	Charlie Hough	9/1/00 at TB	Jermaine Dye	Ryan Rupe
8/3/84 at DET	Frank White	Milt Wilcox	9/3/00 at TB	Mark Quinn	Dave Eiland
8/16/84 at TEX	Don Slaught	Mike Mason	9/15/00 at TEX	Johnny Damon	Jeff Zimmerman
9/21/84 vs. OAK	George Brett	Dave Leiper	5/16/01 vs. TB	Joe Randa	Esteban Yan
9/24/84 vs. CAL (2)	Darryl Motley	Frank LaCorte	8/22/01 vs. CWS	Carlos Beltrán	Bob Howry
4/30/85 vs. CLE	Steve Balboni	José Román	10/7/01 at DET	Carlos Beltrán	Adam Bernero
7/10/85 at NYY	Frank White	Dennis Rasmussen	4/9/02 at BOS	Chuck Knoblauch	Tim Wakefield
9/20/85 vs. MIN	Steve Balboni	Bert Blyleven	5/31/02 at TEX	Carlos Beltrán	Francisco Cordero
5/15/86 vs. CLE	Frank White	Rich Yett	7/14/02 vs. ANA	Raúl Ibañez	Ramón Ortiz
7/11/86 vs. DET (2)	Jim Sundberg	Frank Tanana	7/21/02 vs. CLE	Carlos Beltrán	Sean DePaula
8/10/86 at NYY	Darryl Motley	Dennis Rasmussen	4/9/03 at DET	Dee Brown	Will Ledezma
4/14/87 vs. DET	Bo Jackson	Nate Snell	6/7/03 at COL (1)	Mike Sweeney	Shawn Chacon
8/22/87 at MIL	Jamie Quirk	Mark Knudson	4/20/04 at CLE	Matt Stairs	J. Robertson
8/25/87 vs. TEX	Frank White	Dwayne Henry	7/16/04 vs. MIN	Dee Brown	Brad Radke
8/30/87 at CWS	Kevin Seitzer	Scott Nielsen	7/22/04 at DET	Mike Sweeney	Gary Knotts
10/2/87 vs. MIN	Danny Tartabull	Frank Viola	8/13/04 at OAK	Abraham Núñez	Mark Mulder
5/15/88 at TEX	Danny Tartabull	Charlie Hough	8/13/04 at OAK	John Buck	Santiago Casilla
8/11/88 vs. BAL	Danny Tartabull	Jay Tibbs	8/22/04 vs. TEX	Calvin Pickering	Scott Erickson
9/20/88 at SEA	Danny Tartabull	Terry Taylor	8/26/04 at SEA	Abraham Núñez	Jamie Moyer
8/19/89 at SEA	Jim Eisenreich	Randy Johnson	4/30/05 at CLE	Ken Harvey	Cliff Lee
9/27/89 at CAL	Bo Jackson	Willie Fraser	7/14/05 at DET	Matt Stairs	Franklyn Germán
5/8/90 at TEX	Gerald Perry	Nolan Ryan	8/17/05 at SEA	Paul Phillips	Matt Thornton
5/14/90 vs. BOS	Rey Palacios	Jeff Reardon	9/22/05 vs. CLE	Mark Teahen	Cliff Lee
8/4/90 at BAL	Mike Macfarlane	Pete Harnisch	9/15/06 vs. SEA	Ryan Shealy	Francisco Cruzeta
5/25/91 at MIN	Kurt Stillwell	Larry Casian	6/7/08 at NYY	José Guillén	Andy Pettitte
6/19/91 at TEX	Kirk Gibson	Joe Bitker	6/15/08 at ARI	David DeJesus	Micah Owings
7/11/91 at DET	Mike Macfarlane	Mark Leiter	4/14/09 vs. CLE	John Buck	Vinnie Chulk
7/14/91 at DET	Brian McRae	Dan Gakeler	6/10/09 at CLE	Alberto Callaspo	Carl Pavano
7/23/91 vs. MIL	Todd Benzinger	Julio Machado	5/28/10 at BOS	Y. Betancourt	Tim Wakefield
8/14/91 at NYY	Danny Tartabull	Steve Farr	7/17/10 vs. OAK	Y. Betancourt	Trevor Cahill
9/29/91 vs. CAL	Tim Spehr	Jim Abbott	8/21/10 vs. CWS (1)	Y. Betancourt	Sergio Santos
5/20/92 at CWS	Gregg Jefferies	Alex Fernandez	9/15/10 vs. OAK	Wilson Betemit	Trevor Cahill
7/23/93 at DET	Wally Joyner	Bob MacDonald	7/29/11 at CLE	Melky Cabrera	Carlos Carrasco
7/29/93 vs. TEX	Greg Gagne	Bob Patterson	7/2/12 at TOR	Mike Moustakas	David Pauley
9/5/93 at BOS	Gary Gaetti	Roger Clemens	4/7/13 at PHI	Billy Butler	Cole Hamels

## GRAND SLAMS (CONT.)

### ROYALS GRAND SLAMS (CONT.)

DATE/OPP	BATTER	PITCHER	DATE/OPP	BATTER	PITCHER
4/25/13 at DET	Alex Gordon	Darin Downs	8/14/17 at OAK	Cam Gallagher	Jharel Cotton
7/2/13 vs. CLE	Alex Gordon	Corey Kluber	9/12/17 vs. CWS	Brandon Moss	Dylan Covey
7/4/13 vs. CLE	Lorenzo Cain	Ubaldo Jiménez	4/22/18 at DET	Abraham Almonte	Alex Wilson
9/22/13 vs. TEX	Justin Maxwell	Joakim Soria	5/10/18 at BAL	Salvador Perez	Chris Tillman
5/11/14 at SEA	Mike Moustakas	Roenis Elias	9/14/18 vs. MIN	Salvador Perez	T. Hildenberger
6/27/14 vs. LAA	Omar Infante	Matt Shoemaker	9/28/18 vs. CLE	Brian Goodwin	Adam Plutko
8/5/14 at ARI	Nori Aoki	Bo Schultz	5/7/19 at HOU	Ryan O'Hearn	Collin McHugh
7/1/15 vs. TB (1)	Paulo Orlando	Brad Boxberger	5/7/19 at HOU	Whit Merrifield	Framber Valdez
9/12/15 at BAL	Mike Moustakas	T.J. McFarland	6/25/19 at CLE	Hunter Dozier	Brad Hand
7/18/16 vs. CLE	Jarrod Dyson	Jeff Manship	6/1/21 vs. PIT	A. Benintendi	Wil Crowe
8/7/16 vs. TOR	Kendrys Morales	Brett Cecil	8/25/21 at HOU	Whit Merrifield	Cristian Javier
8/18/16 vs. MIN	Alex Gordon	Tyler Duffey	8/26/21 at SEA	Salvador Perez	Joe Smith
6/10/17 at SD	Lorenzo Cain	Jose Valdez	8/27/21 at SEA	Salvador Perez	Logan Gilbert
6/21/17 vs. BOS	Salvador Perez	Robby Scott	9/3/22 at DET	Kyle Isbel	Jason Foley
7/26/17 at DET	Eric Hosmer	Warwick Saupold			

## PINCH-HIT HOME RUNS

### ROYALS PINCH-HIT HOME RUNS (86)

DATE/OPP	BATTER (RBI)	INN	SCORE	DATE/OPP	BATTER (RBI)	INN	SCORE
5/6/69 at DET	Hawk Taylor (3)	t9	down 6-4	5/4/95 at MIN	Phil Hiatt (2)	t7	up 4-0
7/10/69 at MIN	C. Harrison (2)	t7	down 6-1	5/30/95 vs. TEX	Wally Joyner (3)	b6	down 3-2
9/8/69 at OAK	Bob Oliver (2)	t5	down 3-1	6/4/95 vs. MIL	Jon Nunnally (1)	b7	tied 3-3
7/4/70 at MIL	Lou Piniella (3)	t9	down 6-5	7/2/95 vs. CWS	Bob Hamelin (2)	b9	down 5-3
6/5/71 at NYY	Gail Hopkins (3)	t7	up 8-6	8/17/95 at BAL	Gary Gaetti (1)	t10	tied 2-2
6/23/71 at CWS	Bob Oliver (1)	t6	down 12-2	9/23/95 vs. CLE	Joe Vitiello (1)	b9	down 7-2
7/27/71 at DET	C. Harrison (2)	t7	down 4-1	4/28/96 at BOS	Bob Hamelin (2)	t9	tied 7-7
8/7/71 vs. MIL	Ed Kirkpatrick (2)	b6	down 6-0	9/12/96 vs. SEA	Rod Myers (1)	b8	down 6-4
6/1/72 at MIN	R. Scheinblum (2)	t8	tied 3-3	5/15/97 vs. DET	Johnny Damon (1)	b9	down 9-7
7/9/73 at MIL	Kurt Bevacqua (4)	t5	up 4-1	5/27/97 vs. OAK	Scott Cooper (1)	b9	down 3-2
4/15/75 vs. OAK	Al Cowens (2)	b8	down 3-1	8/28/97 at BAL	Larry Sutton (3)	t9	up 2-1
5/1/75 vs. CAL	Tony Solaita (2)	b7	down 9-7	5/22/98 at TEX	Shane Mack (4)	t7	down 7-4
9/1/75 at CWS (2)	H. Killebrew (2)	t8	tied 1-1	5/27/00 vs. ANA	Dave McCarty (2)	b9	down 5-3
9/20/75 vs. OAK	Jamie Quirk (1)	b9	down 16-3	8/18/01 at DET	Raúl Ibañez (2)	t8	down 4-3
9/1/77 vs. BAL (2)	John Mayberry (3)	b2	up 7-4	9/8/01 at TEX	Luis Alicea (1)	t8	up 6-3
6/25/77 at OAK	Jose Zdeb (2)	t7	tied 2-2	9/28/01 vs. CWS	Gregg Zaun (1)	b7	tied 2-2
7/6/77 vs. MIL	Amos Otis (2)	b7	down 7-5	9/8/02 vs. SEA	Brent Mayne (2)	b9	down 8-5
9/24/78 at MIN	Tom Poquette (1)	t9	down 6-3	9/24/02 vs. DET	Aaron Guiel (3)	b8	up 14-2
9/1/79 vs. MIN (1)	Amos Otis (1)	b5	down 5-4	5/18/03 vs. TOR	Carlos Beltrán (1)	b9	down 4-2
9/28/80 at MIN	George Brett (4)	t6	down 4-3	9/26/03 vs. CWS	Mike Difelice (1)	b9	down 11-1
8/27/82 at CWS	Willie Aikens (2)	t9	up 5-1	9/27/03 vs. CWS	Mendy López (2)	b6	down 15-1
8/7/84 vs. MIL	Dane Iorg (2)	b8	down 5-4	4/5/04 vs. CWS	Mendy López (3)	b9	down 7-4
9/18/84 at CAL	B. Biancalana (2)	t9	up 8-0	6/26/05 at COL	Matt Stairs (2)	t9	down 9-2
6/28/85 vs. CAL	Hal McRae (2)	b8	down 3-1	6/27/06 at CIN	Matt Stairs (2)	t9	tied 7-7
7/30/86 vs. TOR	Jim Sundberg (1)	b9	down 7-1	4/27/07 at SEA	Ross Gload (3)	t8	down 5-1
9/17/86 at CAL	Hal McRae (1)	t8	down 1-0	9/24/07 at BAL	M. Grudzielanek (1)	t8	down 2-1
7/8/87 at CLE	Steve Balboni (3)	t7	tied 5-5	6/30/08 at BAL	Miguel Olivo (1)	t9	down 5-4
8/13/87 vs. DET	Jim Eisenreich (1)	b8	down 4-0	8/17/09 at CWS	Mike Jacobs (3)	t8	down 7-4
9/10/87 at OAK	Steve Balboni (2)	t7	down 1-0	8/21/09 vs. MIN	Brayan Peña (1)	b9	down 4-3
4/26/89 vs. NYY	Jim Eisenreich (2)	b8	tied 3-3	6/3/10 vs. LAA	W. Bloomquist (2)	b9	down 5-2
9/12/89 vs. TEX	Pat Tabler (2)	b9	down 5-4	8/8/10 at SEA	Alex Gordon (1)	t9	down 3-1
9/30/90 at CAL	Bo Jackson (1)	t9	tied 1-1	7/2/11 at COL	W. Betemit (3)	t4	down 7-1
5/18/91 vs. MIL	C. Martínez (1)	b8	up 5-4	6/17/12 at STL	Billy Butler (1)	t9	down 2-1
6/6/91 vs. TEX	C. Martínez (1)	b9	down 3-2	7/17/12 vs. SEA	Lorenzo Cain (2)	b7	down 9-4
8/1/91 at MIL	Brent Mayne (2)	t8	down 4-2	7/22/12 vs. MIN	Y. Betancourt (1)	b9	down 7-4
8/17/91 at BOS	W. Cromartie (2)	t9	down 3-2	8/3/13 at NYM	Justin Maxwell (1)	t12	tied 3-3
9/4/91 at CWS	Kurt Stillwell (1)	t8	down 4-0	7/25/14 vs. CLE	Billy Butler (2)	b8	tied 4-4
6/13/94 vs. CAL	Hubie Brooks (4)	b8	up 8-6	8/18/14 at MIN	Erik Kratz (1)	t7	up 3-0

## PINCH-HIT HOME RUNS (CONT.)

### ROYALS PINCH-HIT HOME RUNS (CONT.)

DATE/OPP	BATTER (RBI)	INN	SCORE
8/2/18 at CWS	Whit Merrifield (3)	t8	down 2-0
8/15/18 vs. TOR	Ryan O'Hearn (1)	b9	down 6-4
7/23/19 at ATL	Lucas Duda (1)	t8	tied 2-2
9/3/19 vs. DET	Ryan O'Hearn (1)	b9	tied 5-5
9/21/19 at MIN	C. Cuthbert (2)	t9	tied 5-5

DATE/OPP	BATTER (RBI)	INN	SCORE
8/11/20 at CIN	Ryan McBroom (2)	t8	down 5-3
8/26/20 at STL	Ryan McBroom (1)	t8	tied 2-2
8/29/20 at CWS	Ryan McBroom (1)	t7	down 3-2
7/20/21 at MIL	Ryan O'Hearn (2)	t7	tied 2-2
5/13/22 at COL	Ryan O'Hearn (2)	t8	up 12-9

## POSTSEASON HOME RUNS

### ROYALS POSTSEASON HOME RUNS (57)

SERIES/OPP	BATTER (RBI)	INN	SCORE
1976 ALCS G5 at NYY	John Mayberry (2)	t1	tied 0-0
1976 ALCS G5 at NYY	George Brett (3)	t8	down 6-3
1977 ALCS G1 at NYY	Hal McRae (2)	t1	tied 0-0
1977 ALCS G1 at NYY	John Mayberry (2)	t3	ahead 0-4
1977 ALCS G1 at NYY	Al Cowens (1)	t8	ahead 2-6
1978 ALCS G2 vs. NYY	Freddie Patek (2)	b7	ahead 2-6
1978 ALCS G3 at NYY	George Brett (1)+	t1	tied 0-0
1978 ALCS G3 at NYY	George Brett (1)	t3	tied 1-1
1978 ALCS G3 at NYY	George Brett (1)	t5	down 3-2
1980 ALCS G1 vs. NYY	George Brett (1)	b7	ahead 2-4
1980 ALCS G3 at NYY	Frank White (1)	t5	tied 0-0
1980 ALCS G3 at NYY	George Brett (3)	t7	down 2-1
1980 WS G1 at PHI	Amos Otis (2)	t2	tied 0-0
1980 WS G1at at PHI	Willie Aikens (2)	t3	ahead 0-2
1980 WS G1 at PHI	Willie Aikens (2)	t8	down 7-4
1980 WS G3 vs. PHI	George Brett (1)	b1	tied 0-0
1980 WS G3 vs. PHI	Amos Otis (1)	b7	tied 2-2
1980 WS G4 vs. PHI	Willie Aikens (2)	b1	ahead 0-1
1980 WS G4 vs. PHI	Willie Aikens (1)	b2	ahead 1-4
1980 WS G5 vs. PHI	Amos Otis (1)	b6	down 2-1
1985 ALCS G2 at TOR	Willie Wilson (2)	t3	tied 0-0
1985 ALCS G2 at TOR	Pat Sheridan (1)^	t9	down 4-3
1985 ALCS G3 vs. TOR	George Brett (1)	b1	tied 0-0
1985 ALCS G3 vs. TOR	Jim Sundberg (1)	b5	down 5-2
1985 ALCS G3 vs. TOR	George Brett (2)	b6	down 5-3
1985 ALCS G6 at TOR	George Brett (1)	t5	tied 2-2
1985 ALCS G7 at TOR	Pat Sheridan (1)	t4	ahead 0-1
1985 WS G3 at STL	Frank White (2)	t5	ahead 0-2
1985 WS G7 vs. STL	Darryl Motley (2)	b2	tied 0-0

\*inside-the-park HR    +leadoff HR    ^pinch-hit HR

SERIES/OPP	BATTER (RBI)	INN	SCORE
2014 ALDS G1 at LAA	Mike Moustakas (1)	t11	tied 2-2
2014 ALDS G2 at LAA	Eric Hosmer (2)	t11	tied 1-1
2014 ALDS G3 vs. LAA	Eric Hosmer (2)	b3	ahead 1-3
2014 ALDS G3 vs. LAA	Mike Moustakas (1)	b4	ahead 2-5
2014 ALCS G1 at BAL	Alcides Escobar (1)	t3	tied 0-0
2014 ALCS G1 at BAL	Alex Gordon (1)	t10	tied 5-5
2014 ALCS G1 at BAL	Mike Moustakas (2)	t10	ahead 5-6
2014 ALCS G2 at BAL	Mike Moustakas (1)	t4	tied 3-3
2014 WS G1 vs. SF	Salvador Perez (1)	b7	down 7-0
2014 WS G2 vs. SF	Omar Infante (2)	b6	ahead 2-5
2014 WS G6 vs. SF	Mike Moustakas (1)	b7	ahead 0-9
2015 ALDS G1 vs. HOU	K. Morales (1)	b2	down 3-0
2015 ALDS G1 vs. HOU	K. Morales (1)	b4	down 3-1
2015 ALDS G2 vs. HOU	Salvador Perez (1)	b2	down 3-0
2015 ALDS G3 at HOU	Lorenzo Cain (1)	t4	tied 0-0
2015 ALDS G3 at HOU	Alex Gordon (1)	t9	down 4-1
2015 ALDS G4 at HOU	Salvador Perez (2)	t2	tied 0-0
2015 ALDS G4 at HOU	Eric Hosmer (2)	t9	ahead 6-7
2015 ALDS G5 vs. HOU	K. Morales (3)	b8	ahead 2-4
2015 ALCS G1 vs. TOR	Salvador Perez (1)	b4	ahead 0-2
2015 ALCS G3 at TOR	K. Morales (2)	t9	down 11-6
2015 ALCS G4 at TOR	Ben Zobrist (2)	t1	tied 0-0
2015 ALCS G4 at TOR	Alex Rios (1)	t2	ahead 0-4
2015 ALCS G5 at TOR	Salvador Perez (1)	t8	down 6-0
2015 ALCS G6 vs. TOR	Ben Zobrist (1)	b1	tied 0-0
2015 ALCS G6 vs. TOR	Mike Moustakas (1)	b2	ahead 0-1
2015 WS G1 vs. NYM	A. Escobar (1)+	b1	tied 0-0
2015 WS G1 vs. NYM	Alex Gordon (1)	b9	down 4-3

# INSIDE-THE-PARK HOME RUNS

## ROYALS INSIDE-THE-PARK HOME RUNS (101)

DATE/OPP	BATTER (RBI)	INN	SCORE
4/23/69 vs. SEP	Jerry Adair (1)	b7	down 3-0
6/11/69 at NYY	Lou Piniella (2)	t8	tied 2-2
9/28/69 at CWS	Ed Kirkpatrick (2)	t1	tied 0-0
5/5/70 at BAL	Pat Kelly (1)	t5	down 4-2
7/18/71 vs. DET (1)	Fred Patek (1)	b6	up 7-0
7/29/73 vs. CAL (1)	Fran Healy (2)	b4	up 3-0
9/19/73 vs. CWS	Paul Schaal (1)	b2	tied 0-0
7/13/74 vs. DET	Cookie Rojas (2)	b3	down 2-0
8/9/74 vs. MIL	Jim Wohlford (1)	b6	up 12-3
6/9/75 vs. DET	Amos Otis (2)	b8	up 3-2
6/13/75 vs. BOS (2)	Amos Otis (1)	b8	tied 5-5
7/5/75 vs. CWS	Frank White (1)	b8	tied 4-4
8/7/75 vs. MIN	Fred Patek (1)	b1	tied 0-0
9/14/75 vs. CAL	Frank White (1)	b2	up 4-0
6/6/76 vs. MIL	Jim Wohlford (1)	b1	tied 0-0
6/15/76 at DET	Tom Poquette (1)	t7	up 16-2
8/10/76 vs. NYY	Al Cowens (1)	b7	down 1-0
10/3/76 vs. MIN	George Brett (1)	b9	down 5-2
5/5/77 vs. CWS	Amos Otis (1)	b1	down 1-0
4/12/78 vs. BAL	Darrell Porter (1)	b6	up 3-1
4/15/78 vs. CLE	Clint Hurdle (1)	b6	down 5-3
5/12/78 vs. NYY	Amos Otis (2)	b9	down 3-2
7/9/78 vs. BAL	John Wathan (1)	b3	up 7-0
4/7/79 vs. TOR	Amos Otis (2)	b1	tied 0-0
5/13/79 at CWS	Willie Wilson (2)	t7	up 10-3
6/9/79 vs. NYY	Willie Wilson (1)	b13	tied 8-8
6/15/79 at MIL	Willie Wilson (3)	t9	tied 11-11
8/10/79 vs. DET (2)	Frank White (1)	b1	tied 0-0
8/25/79 vs. BOS	Willie Wilson (1)	b1	tied 0-0
9/16/79 vs. SEA	Willie Wilson (1)	b3	tied 0-0
5/14/80 at NYY	Willie Wilson (1)	t1	tied 0-0
5/31/80 vs. CWS	John Wathan (3)	b6	down 3-2
6/19/80 vs. CLE	Willie Wilson (1)	b7	down 5-3
7/25/80 vs. NYY	Clint Hurdle (2)	b2	tied 0-0
7/31/80 vs. BOS	Hal McRae (3)	b6	up 5-0
8/15/80 vs. TOR	George Brett (3)	b1	tied 0-0
5/11/82 vs. MIL	Willie Wilson (3)	b8	up 14-3
6/4/82 at NYY	Hal McRae (2)	t1	up 1-0
6/13/82 vs. SEA	George Brett (1)	b4	down 2-0
7/4/82 vs. CAL	Amos Otis (1)	b2	tied 0-0
7/21/82 at TOR	Willie Wilson (2)	t8	up 7-5
9/3/82 vs. NYY	Willie Wilson (1)	b3	down 2-0
4/9/83 vs. MIL	Jerry Martin (1)	b2	tied 2-2
4/11/83 vs. BOS	U.L. Washington (1)	b5	tied 2-2
5/14/83 vs. DET	Willie Wilson (1)	b1	tied 0-0
8/9/83 vs. MIL	Willie Wilson (1)	b7	up 6-2
9/23/83 vs. MIN	John Wathan (1)	t7	up 2-1
6/1/84 at MIN	Willie Wilson (3)	t3	tied 0-0
5/12/85 vs. NYY	Pat Sheridan (1)	b6	down 5-3
9/5/85 vs. MIL	Omar Moreno (1)	b1	tied 0-0

DATE/OPP	BATTER (RBI)	INN	SCORE
10/2/85 vs. CAL	George Brett (3)	b1	tied 0-0
10/4/85 vs. OAK	George Brett (1)	b7	up 3-2
6/26/86 vs. OAK	Jorge Orta (2)	b1	up 2-0
7/2/86 at SEA	Jorge Orta (1)	t6	down 3-1
10/3/87 vs. MIN	D. Tartabull (1)	b2	down 1-0
4/7/88 vs. TOR	Kurt Stillwell (2)	b6	up 4-3
5/4/88 vs. NYY	George Brett (2)	b3	up 1-0
5/25/88 vs. MIN	D. Tartabull (1)	b6	down 3-0
9/11/88 vs. OAK	Brad Wellman (1)	b6	down 6-5
5/13/89 vs. TEX	Kevin Seitzer (1)	b1	tied 0-0
5/31/90 vs. OAK	Bo Jackson (2)	b6	down 5-1
6/28/90 at SEA	D. Tartabull (2)	t6	up 1-0
9/16/90 vs. CLE	Bill Pecota (2)	b3	tied 4-4
9/24/90 vs. OAK	Kurt Stillwell (3)	b7	up 6-3
4/30/91 vs. DET	Brian McRae (1)	b4	down 4-2
5/18/91 vs. MIL	Brian McRae (2)	b7	down 3-1
5/20/91 vs. SEA	Bill Pecota (1)	b4	down 5-4
7/5/91 vs. OAK	Gary Thurman (1)	b8	down 9-2
8/22/91 vs. TEX	Brent Mayne (2)	b4	down 2-0
8/27/91 vs. CWS	Harvey Pulliam (2)	b4	tied 0-0
9/27/91 vs. CAL	Brent Mayne (2)	b4	up 1-0
8/4/92 vs. CAL (2)	David Howard (3)	b7	up 1-0
8/6/92 vs. CAL	Brian McRae (3)	b4	down 1-0
9/6/92 vs. CWS	George Brett (2)	b7	down 2-1
9/22/92 vs. SEA	Brian McRae (2)	b2	tied 0-0
6/24/93 vs. CAL	Wally Joyner (1)	b8	up 4-1
7/17/93 at TOR	Brian McRae (2)	t9	tied 3-3
6/19/94 vs. SEA	Greg Gagne (3)	b7	up 9-8
8/16/96 at TEX	Michael Tucker (1)	t9	down 5-2
5/27/97 vs. OAK	Craig Paquette (2)	b4	tied 0-0
7/19/97 at SEA	Tom Goodwin (1)	t8	down 6-0
4/14/99 at CLE	Carlos Febres (2)	t2	up 1-0
8/25/99 vs. BAL	Johnny Damon (1)	b3	tied 0-0
8/4/02 at MIN	Carlos Beltrán (1)	t1	tied 0-0
4/29/03 at BOS	Carlos Beltrán (1)	t3	tied 0-0
8/1/03 vs. TB	Angel Berroa (1)	b1	down 4-3
8/3/03 vs. TB	Aaron Guiel (1)	b3	up 1-0
9/17/04 at CLE	A. Núñez (1)	t7	up 4-3
5/15/05 vs. TB	Angel Berroa (1)	b3	tied 0-0
8/14/05 vs. DET (1)	David DeJesus (1)	b3	down 1-5
8/20/06 vs. OAK	Grudzielanek (2)	b9	down 6-2
5/27/08 vs. MIN	Mark Teahan (3)	b9	down 3-0
7/10/08 vs. CWS	Mark Teahan (2)	b8	up 2-1
9/20/08 vs. CWS	David DeJesus (1)	b3	up 2-0
4/23/10 vs. MIN	David DeJesus (1)	b6	down 5-1
9/8/14 at DET	Lorenzo Cain (1)	t7	down 8-3
7/8/15 vs. TBR	Jarrod Dyson (2)	b6	up 7-3
7/22/18 vs. MIN	Drew Butera (3)	b7	tied 2-2
4/2/19 vs. MIN	A. Mondesi (1)	b8	tied 3-3
7/16/19 vs. CWS	Whit Merrifield (2)	b4	up 4-0
8/9/19 at DET	Whit Merrifield (1)	t1	tied 0-0

# WALK-OFF WINS

## ROYALS WALK-OFF WINS (372)

DATE/OPP	PLAY, BATTER	FINAL	DATE/OPP	PLAY, BATTER	FINAL
4/8/69 vs. MIN	1B, Joe Keough	4-3 (12)	9/15/75 vs. CWS	1B, John Mayberry	3-2
4/9/69 vs. MIN	1B, Lou Piniella	4-3 (17)	5/2/76 vs. NYY	FC, John Mayberry	2-1 (11)
4/23/69 vs. SEP	1B, Chuck Harrison	4-3	5/15/76 vs. CWS	HR, John Mayberry	2-1 (12)
4/30/69 vs. CWS	PB, Pat Kelly*	3-2	5/17/76 vs. TEX	2B, Tom Poquette	8-7 (12)
5/1/69 vs. CWS	1B, Joe Foy	5-4 (12)	6/4/76 vs. MIL	2B, Hal McRae	4-3 (10)
6/16/69 vs. OAK (2)	HBP, Jackie Hernández	3-2 (12)	6/27/76 vs. CAL	1B, John Mayberry	5-4 (11)
6/27/69 vs. MIN	1B, Hawk Taylor	9-8	7/17/76 vs. BOS	HR, George Brett	2-1
6/30/69 vs. CAL	HR, Lou Piniella	2-1	8/17/76 vs. CLE	SB, Dave Nelson*	4-3 (10)
9/1/69 vs. DET (2)	1B, Luis Alcaraz	3-2	9/9/76 vs. CAL	1B, George Brett	6-5 (10)
4/30/70 vs. DET	2B, Bob Oliver	3-2 (10)	9/18/76 vs. CWS	1B, Jim Wohlford	6-5
5/2/70 vs. CLE	1B, Jackie Hernández	4-3 (17)	4/11/77 vs. NYY	1B, John Mayberry	5-4 (13)
5/24/70 vs. MIL	1B, Hawk Taylor	6-5 (10)	5/13/77 vs. TEX	1B, Dave Nelson	3-2
6/15/70 vs. BOS	1B, Amos Otis	7-6	6/4/77 vs. BAL (2)	SF, Joe Zdeb	14-13 (10)
8/21/70 vs. BOS	1B, Bob Oliver	2-1 (12)	6/7/77 vs. BOS	1B, Joe Zdeb	5-4
9/13/70 vs. OAK (1)	3B, Lou Piniella	8-7 (11)	6/19/77 vs. MIN	2B, John Mayberry	8-7
9/13/70 vs. OAK (2)	1B, Ed Kirkpatrick	8-7 (12)	7/6/77 vs. MIL	1B, George Brett	8-7
4/30/71 vs. BAL	1B, Fred Patek	5-4	7/10/77 vs. OAK	1B, Cookie Rojas	5-4
6/9/71 vs. WSA	1B, Chuck Harrison	5-4	7/27/77 vs. CLE	1B, George Brett	5-4 (11)
7/18/71 vs. DET (2)	1B, Gail Hopkins	4-3 (10)	7/28/77 vs. CLE	1B, Joe Lahoud	5-4 (11)
8/24/71 vs. BOS	1B, Gail Hopkins	5-4 (13)	8/7/77 vs. CWS	1B, John Wathan	3-2
4/15/72 vs. CWS	1B, John Mayberry	2-1 (11)	8/22/77 vs. BAL	1B, Hal McRae	8-7
4/16/72 vs. CWS (2)	1B, Steve Hovley	4-3 (10)	9/15/77 vs. OAK (1)	1B, Pete LaCock	7-6 (11)
7/1/72 vs. TEX	1B, Gail Hopkins	3-2 (11)	9/15/77 vs. OAK (2)	HR, Al Cowens	5-4 (10)
8/5/72 vs. CAL	1B, Fred Patek	2-1	5/12/78 vs. NYY	HR, Amos Otis	4-3
8/8/72 vs. OAK	1B, Fred Patek	4-3	5/14/78 vs. NYY	2B, Amos Otis	10-9
8/15/72 vs. NYY	1B, Lou Piniella	7-6	7/4/78 vs. CAL	1B, Clint Hurdle	4-3
4/17/73 vs. OAK	1B, Hal McRae	5-4 (14)	7/20/78 vs. TEX	1B, Steve Braun	2-1
5/28/73 vs. BOS	1B, Cookie Rojas	5-4	7/22/78 vs. BOS	1B, U L Washington	6-5 (10)
6/3/73 vs. CLE	1B, Amos Otis	5-4	8/28/78 vs. CWS	SF, Willie Wilson	3-2
6/20/73 vs. OAK	SF, Kurt Bevacqua	5-4 (12)	9/15/78 vs. CAL	1B, Pete LaCock	3-2
6/23/73 vs. TEX	1B, Paul Schaal	8-7	4/25/79 vs. CWS	1B, Al Cowens	7-6
7/3/73 vs. MIN	HR, Paul Schaal	7-6	4/26/79 vs. CLE	WP, George Brett*	5-4
7/22/73 vs. MIL	HR, Amos Otis	7-5	5/28/79 vs. BAL	HR, George Brett	5-4 (16)
7/27/73 vs. CWS	1B, Carl Taylor	2-1 (10)	6/9/79 vs. NYY	HR, Willie Wilson	9-8 (13)
7/29/73 vs. CAL (2)	1B, Gail Hopkins	7-6 (11)	6/12/79 vs. BOS	SF, Al Cowens	7-6 (10)
8/7/73 vs. BOS	2B, Lou Piniella	7-6 (11)	6/26/79 vs. OAK	1B, George Scott	7-6 (10)
8/22/73 vs. NYY	1B, Fred Patek	8-7 (10)	6/28/79 vs. OAK	1B, Al Cowens	7-6
9/1/73 vs. OAK	1B, Carl Taylor	10-9	7/7/79 vs. CWS	1B, Fred Patek	4-3
9/22/73 vs. TEX	HR, Rick Reichardt	5-3 (14)	8/10/79 vs. DET (1)	1B, Amos Otis	7-6
5/25/74 vs. CWS	2B, Fran Healy	4-3 (14)	8/27/79 vs. MIL	1B, Darrell Porter	10-9 (10)
5/28/74 vs. BAL	HR, Cookie Rojas	9-5 (11)	9/10/79 vs. MIN (1)	HR, Hal McRae	6-5 (14)
6/12/74 vs. MIL	1B, Al Cowens	4-3 (13)	9/15/79 vs. SEA	HR, George Brett	5-4 (11)
6/26/74 vs. CWS	1B, Hal McRae	2-1 (12)	5/17/80 vs. CAL	1B, Darrell Porter	2-1 (10)
6/30/74 vs. OAK	1B, Buck Martinez	8-7	5/19/80 vs. OAK	1B, Darrell Porter	6-5 (11)
7/14/74 vs. DET	BB, Hal McRae	2-1 (14)	6/3/80 vs. NYY	1B, Clint Hurdle	6-5 (10)
9/19/74 vs. OAK	1B, Amos Otis	4-3 (10)	6/17/80 vs. TEX	SF, Jamie Quirk	3-2
9/27/74 vs. TEX	1B, George Brett	5-4 (12)	7/2/80 vs. MIN	1B, John Wathan	4-3 (10)
4/12/75 vs. MIN	1B, Hal McRae	2-1 (10)	7/29/80 vs. BOS	E6, Amos Otis*	9-8
4/15/75 vs. OAK	2B, George Brett	4-3	8/12/80 vs. BAL	BB, Amos Otis	4-3
5/1/75 vs. CAL	1B, Buck Martinez	11-10 (13)	8/31/80 vs. TEX	1B, Frank White	4-3
5/24/75 vs. BAL	2B, Hal McRae	5-4	9/30/80 vs. SEA	HR, George Brett	7-5 (14)
5/26/75 vs. NYY	1B, Frank White	6-5 (11)	5/12/81 vs. TEX	1B, Willie Wilson	3-2
6/12/75 vs. CLE	PB, Amos Otis*	2-1 (10)	5/23/81 vs. MIN	1B, Willie Wilson	1-0 (15)
7/4/75 vs. CWS	1B, Jim Wohlford	3-2	9/2/81 vs. MIL	FC, George Brett	5-4
8/4/75 vs. MIN	1B, Fred Patek	6-5 (10)	4/14/82 vs. BAL	1B, Amos Otis	4-3

\*no RBI

+SB of home



## WALK-OFF WINS (CONT.)

DATE/OPP	PLAY, BATTER	FINAL	DATE/OPP	PLAY, BATTER	FINAL
5/10/82 vs. MIL	HR, Amos Otis	3-2	4/8/89 vs. BOS	1B, Jim Eisenreich	2-1 (10)
6/2/82 vs. CWS	1B, Amos Otis	7-6 (11)	4/29/89 vs. MIL	1B, Danny Tartabull	4-3 (10)
6/11/82 vs. SEA	1B, Jerry Martin	3-2 (12)	5/14/89 vs. TEX	1B, Kurt Stillwell	3-2 (10)
7/23/82 vs. MIL	1B, Frank White	4-3	6/12/89 vs. OAK	1B, Jim Eisenreich	2-1 (11)
8/2/82 vs. DET	2B, Don Slaught	6-5 (10)	7/8/89 vs. CWS	HR, Bo Jackson	4-3 (11)
8/3/82 vs. DET	3B, Frank White	6-5	7/9/89 vs. CWS	1B, Willie Wilson	5-4
8/21/82 vs. CWS	HR, Willie Aikens	4-3	9/12/89 vs. TEX	HR, Pat Tabler	6-5
9/15/82 vs. SEA	1B, Steve Hammond	5-4 (11)	5/6/90 vs. CWS	1B, Mike Macfarlane	7-6 (10)
4/29/83 vs. CLE	1B, U.L. Washington	6-5 (11)	5/14/90 vs. BOS	HR, Rey Palacios	9-5 (10)
6/18/83 vs. SEA	1B, César Gerónimo	6-5	8/14/90 vs. TEX	HR, Jim Eisenreich	1-0
6/22/83 vs. OAK	1B, Pat Sheridan	7-6 (12)	8/24/90 vs. SEA	1B, Brian McRae	4-3
7/9/83 vs. NYY	SB/E2, Willie Wilson*	3-2 (12)	6/6/91 vs. TEX	SAC/E1, Kurt Stillwell	4-3 (18)
8/25/83 vs. TEX (2)	1B, Pat Sheridan	5-4	6/20/91 vs. BAL	1B, Brian McRae	3-2 (10)
9/19/83 vs. CAL (2)	1B, Pat Sheridan	7-6	7/16/91 vs. TOR	SB/E2, Kevin Seitzer*	2-1 (10)
4/25/84 vs. BAL	HR, Greg Pryor	3-2	7/17/91 vs. BAL	1B, Bill Pecota	9-8 (15)
7/25/84 vs. TOR	1B, Darryl Motley	5-4 (13)	8/11/91 vs. CLE	1B, George Brett	3-2 (13)
8/9/84 vs. MIL	1B, Willie Wilson	5-4	8/28/91 vs. CWS	1B, Warren Cromartie	7-6
8/26/84 vs. CWS	HR, Greg Pryor	6-5 (16)	9/13/91 vs. SEA	BB, Kurt Stillwell	3-2 (12)
9/9/84 vs. SEA	SF, Don Slaught	6-5	5/17/92 vs. DET	1B, Gregg Jefferies	2-1
9/25/84 vs. CAL	1B, Steve Balboni	6-5 (12)	5/31/92 vs. SEA	1B, Brian McRae	7-6
5/12/85 vs. NYY	1B, Jim Sundberg	6-5	6/6/92 vs. TEX	2B, Wally Joyynn	4-3
6/28/85 vs. CAL	1B, Greg Pryor	5-4 (14)	7/17/92 vs. CLE	1B, Brent Mayne	4-3
8/2/85 vs. BOS	1B, Lonnie Smith	4-3 (10)	7/31/92 vs. OAK	1B, Gregg Jefferies	6-5 (10)
8/10/85 vs. TOR	HR, Jim Sundberg	4-3 (10)	8/15/92 vs. BAL	SF, George Brett	5-4
8/19/85 vs. DET	FC, Dave Leeper	2-1 (10)	9/7/92 vs. TOR	1B, Curt Wilkerson	5-4 (12)
9/4/85 vs. CWS	E7, Pat Sheridan*	6-5 (10)	10/3/92 vs. MIN	1B, Kevin Koslofski	7-6 (11)
9/6/85 vs. MIL (1)	2B, John Wathan	4-3 (11)	4/21/93 vs. TOR	1B, Kevin McReynolds	6-5
9/8/85 vs. MIL	HR, Steve Balboni	13-11 (11)	4/27/93 vs. DET	1B, Josè Lind	4-3 (10)
9/21/85 vs. MIN	1B, Frank White	6-5 (10)	6/6/93 vs. MIL	2B, Chris Gwynn	8-7
10/5/85 vs. OAK	1B, Willie Wilson	5-4 (10)	6/13/93 vs. CWS	1B, Kevin McReynolds	5-4 (10)
5/13/86 vs. DET	HR, Hal McRae	4-2 (11)	7/2/93 vs. TOR	1B/E5, Gary Gaetti*	3-2
5/24/86 vs. CWS	2B, Jim Sundberg	7-6	7/8/93 vs. DET	2B, Mike Macfarlane	6-5 (11)
5/25/86 vs. CWS	SF, Jim Sundberg	2-1 (17)	8/29/93 vs. BOS	HR, George Gagne	5-4 (12)
5/28/86 vs. MIL	1B, Hal McRae	4-3	9/26/93 vs. CAL	HR, George Brett	9-8 (10)
6/25/86 vs. OAK	1B, Jorge Orta	5-4	9/27/93 vs. CLE	HBP, Gary Gaetti	6-5
7/20/86 vs. CLE	HR, Frank White	3-2	9/29/93 vs. CLE	1B, Kevin Koslofski	3-2
8/19/86 vs. TEX	HR, Frank White	9-8 (11)	4/13/94 vs. BOS	HR, Bob Hamelin	2-1
9/3/86 vs. CWS	1B, Kevin Seitzer	2-1 (10)	6/15/94 vs. CAL	SF, Josè Lind	4-3
9/11/86 vs. SEA	3B, Willie Wilson	7-6 (10)	7/1/94 vs. TOR	1B, Brian McRae	4-3 (12)
4/29/87 vs. BAL	E5, Kevin Seitzer*	5-4	7/25/94 vs. CWS	HR, Bob Hamelin	6-4 (12)
5/15/87 vs. MIL	FO/E6, Willie Wilson*	4-3	7/30/94 vs. MIN	1B, Brent Mayne	5-4 (11)
7/1/87 vs. MIN	2B, Jim Eisenreich	4-3	5/13/95 vs. CAL	HR, Gary Gaetti	4-2
7/3/87 vs. TOR (2)	1B, Frank White	5-4	5/18/95 vs. SEA	HR, Jon Nunnally	3-2 (14)
7/5/87 vs. TOR	1B, George Brett	4-3 (10)	5/30/95 vs. TEX	FO/E2, Gary Gaetti*	7-6
8/27/87 vs. TEX	HR, George Brett	3-2 (10)	6/3/95 vs. MIL	HR, Gary Gaetti	2-1
9/17/87 vs. CAL	1B, Danny Tartabull	7-6	6/11/95 vs. TOR	2B, Jon Nunnally	3-2 (10)
4/23/88 vs. BAL	1B, Kurt Stillwell	4-3	7/5/95 vs. BOS	SF, Edgar Caceres	3-2
6/4/88 vs. SEA	1B, Willie Wilson	4-3	7/26/95 vs. NYY	1B, Greg Gagne	6-5
7/21/88 vs. NYY	1B, Kurt Stillwell	6-5	7/29/95 vs. DET	HR, Jon Nunnally	5-4 (16)
8/9/88 vs. BAL	2B, Pat Tabler	5-4	8/31/95 vs. MIL	PO/E1, Greg Gagne*	7-6
8/11/88 vs. BAL	SF, Kevin Seitzer	6-5 (12)	9/5/95 vs. TOR	HR, Bob Hamelin	9-8 (10)
9/6/88 vs. CAL	1B, Frank White	3-2	4/5/96 vs. BOS	1B, Pat Lennon	5-4 (12)
9/29/88 vs. CWS	1B, Ed Hearn	7-6 (10)	5/27/96 vs. DET	1B, Bip Roberts	5-4 (13)
4/5/89 vs. TOR	1B, Pat Tabler	2-1	6/15/96 vs. BAL	SF, Mike Macfarlane	7-6 (16)
4/7/89 vs. BOS	1B, Bob Boone	9-8	8/2/96 vs. NYY	2B, Keith Lockhart	4-3 (10)

\*no RBI

+SB of home

## WALK-OFF WINS (CONT.)

DATE/OPP	PLAY, BATTER	FINAL	DATE/OPP	PLAY, BATTER	FINAL
8/27/96 vs. TEX	1B, Michael Tucker	4-3 (10)	6/12/04 vs. NYM	1B, Angel Berroa	4-3
8/28/96 vs. TEX	1B, Jose Offerman	4-3 (12)	7/18/04 vs. MIN	1B, Dee Brown	4-3 (10)
4/7/97 vs. BAL	SF, Jeff King	6-5	8/31/04 vs. DET	SF, Aaron Guiel	9-8
4/29/97 vs. TOR	HR, Chili Davis	6-5 (10)	4/19/05 vs. CLE	HR, Alberto Castillo	6-5
5/15/97 vs. DET	HR, Mike Sweeney	10-9	7/27/05 vs. CWS	1B, Emil Brown	6-5 (13)
5/25/97 vs. SEA	HR, Chili Davis	4-3 (11)	8/24/05 vs. BOS	SF, Chip Ambres	4-3 (11)
7/14/97 vs. MIL	1B, Scott Cooper	2-1 (14)	8/31/05 vs. MIN	1B, Emil Brown	1-0
7/31/97 vs. BOS	1B, Chili Davis	3-2 (10)	9/14/05 vs. CWS	2B, Angel Berroa	10-9
9/4/97 vs. OAK	1B, Félix Martínez	7-6 (12)	9/20/05 vs. DET (1)	2B, Mike Sweeney	5-4
9/21/97 vs. CLE	1B, Rod Myers	1-0	9/21/05 vs. DET	1B, Denny Hocking	4-3
4/10/98 vs. MIN	1B, Terry Pendleton	5-4	9/25/05 vs. CLE	2B, Paul Phillips	5-4
6/27/98 vs. CHC	1B, Johnny Damon	4-3 (10)	8/9/06 vs. BOS	1B, Mike Sweeney	5-4
8/13/98 vs. TB	HR, Dean Palmer	6-4 (10)	7/2/07 vs. SEA	SF, Emil Brown	3-2 (11)
4/21/99 vs. MIN	SF, Carlos Beltrán	3-2 (10)	7/7/07 vs. TB	1B, Mark Grudzielanek	8-7
7/25/99 vs. OAK	HR, Jermaine Dye	13-11 (10)	7/12/08 vs. SEA	HR, David DeJesus	5-4
8/13/99 vs. TB	1B, Joe Randa	2-1	8/10/08 vs. MIN	1B, Tony Peña	5-4 (12)
4/10/00 vs. MIN	HR, Johnny Damon	6-5	9/4/08 vs. OAK (1)	1B, Joey Gathright	5-4 (10)
4/11/00 vs. BAL	HR, Brian Johnson	7-5 (12)	5/5/09 vs. CWS	1B, John Buck	8-7 (11)
4/12/00 vs. BAL	HR, Rey Sánchez	7-6	5/19/09 vs. CLE	SF, Willie Bloomquist	6-5
4/13/00 vs. BAL	1B, Carlos Beltrán	6-5	4/7/10 vs. DET	2B/E4, Rick Ankiel*	3-2 (11)
4/25/00 vs. TB	E1, Mark Quinn*	7-6	7/19/10 vs. TOR	1B, Alberto Callaspo	5-4 (10)
4/26/00 vs. TB	1B, Mark Quinn	7-6	7/30/10 vs. BAL	HR, Alex Gordon	7-5
5/2/00 vs. OAK	1B, Carlos Febles	8-7 (10)	8/21/10 vs. CWS (1)	1B, Yuniesky Betancourt	6-5 (11)
5/27/00 vs. ANA	SF, Joe Randa	6-5 (10)	8/22/10 vs. CWS	1B, Jason Kendall	3-2 (10)
6/9/00 vs. PIT	1B, Jeff Reboulet	6-5 (10)	8/31/10 vs. TEX	BB/WP, Y. Betancourt*	10-9
6/10/00 vs. PIT	1B, Mike Sweeney	2-1 (12)	4/1/11 vs. LAA	HR, Kila Ka'aihue	2-1
6/14/00 vs. SEA	BB, Scott Pose	5-4	4/3/11 vs. LAA	HR, Matt Treanor	12-9 (13)
9/6/00 vs. NYY	1B, Johnny Damon	3-2	4/5/11 vs. CWS	1B, Melky Cabrera	7-6 (12)
9/26/00 vs. DET	1B, Luis Ordez	7-6	4/21/11 vs. CLE	1B, Melky Cabrera	3-2
4/21/01 vs. TOR	1B, Joe Randa	5-4 (13)	5/3/11 vs. BAL	SF, Jeff Francoeur	6-5 (10)
5/5/01 vs. MIN	HR, Dee Brown	12-10 (12)	5/7/11 vs. OAK	SF, Mike Aviles	4-3
5/16/01 vs. TB	HR, Joe Randa	9-5	5/19/11 vs. TEX	1B, Jeff Francoeur	2-1 (10)
6/14/01 vs. STL	HR, Mike Sweeney	3-2 (13)	6/1/11 vs. SEA	HR, Billy Butler	2-0
6/27/01 vs. DET	1B, Endy Chávez	5-4	6/6/11 vs. TOR	1B, Eric Hosmer	3-2 (11)
7/22/01 vs. OAK	1B, Rey Sánchez	5-4	7/20/11 vs. CWS	WP, Billy Butler*	2-1 (11)
8/30/01 vs. ANA	1B, Gregg Zaun	2-1	7/23/11 vs. TBR	2B, Eric Hosmer	5-4 (10)
9/1/01 vs. TEX	1B, Luis Alicea	8-7 (11)	9/16/11 vs. CWS	2B, Eric Hosmer	7-6
5/26/02 vs. TEX (1)	HR, Joe Randa	7-5	6/13/12 vs. MIL	BB, Mike Moustakas	4-3 (11)
6/9/02 vs. STL	HR, Raúl Ibañez	3-2	6/14/12 vs. MIL	1B, Brayan Peña	4-3
7/16/02 vs. TEX	HR, Brent Mayne	6-5 (11)	7/18/12 vs. SEA	HR, Billy Butler	8-7
7/18/02 vs. CWS	HR, Michael Tucker	5-3	8/2/12 vs. CLE	1B, Alcides Escobar	7-6 (11)
7/21/02 vs. CLE	HBP, Raúl Ibañez	13-12 (10)	8/5/12 vs. TEX	E5, Jeff Francoeur*	7-6 (10)
8/9/02 vs. TB	2B, Michael Tucker	5-4 (12)	9/15/12 vs. LAA	HR, Salvador Perez	3-2
9/21/02 vs. CLE	1B, Michael Tucker	3-2	9/20/12 vs. CWS	1B, Eric Hosmer	4-3
4/18/03 vs. DET	HR, Ken Harvey	4-3 (11)	4/14/13 vs. TOR	1B, Alex Gordon	3-2
4/20/03 vs. DET	SAC/E3, Joe Randa*	4-3	5/5/13 vs. CWS	1B, Alex Gordon	6-5 (10)
5/5/03 vs. BOS	E6, Brent Mayne*	7-6	6/12/13 vs. DET	1B, Eric Hosmer	3-2 (10)
6/15/03 vs. SF	1B, Mike Sweeney	5-4	6/26/13 vs. ATL	1B, Alex Gordon	4-3 (10)
6/16/03 vs. MIN	1B, Raúl Ibañez	9-8	7/24/13 vs. BAL	2B, Alcides Escobar	4-3
7/20/03 vs. SEA	HR, Carlos Beltrán	7-5 (10)	9/5/13 vs. SEA	HR, Mike Moustakas	7-6 (13)
8/28/03 vs. TEX	1B, Mike Sweeney	6-5 (11)	9/22/13 vs. TEX	HR, Justin Maxwell	4-0 (10)
4/5/04 vs. CWS	HR, Carlos Beltrán	9-7	6/29/14 vs. LAA	1B, Omar Infante	5-4
4/10/04 vs. CLE	1B, Aaron Guiel	7-6 (10)	7/24/14 vs. CLE	1B, Nori Aoki	2-1 (14)
5/12/04 vs. TOR	2B, Mike Sweeney	4-3	8/26/14 vs. MIN	HR, Alex Gordon	2-1
5/28/04 vs. MIN	1B, Tony Graffanino	2-1	9/15/14 vs. CWS	1B, Lorenzo Cain	4-3

\*no RBI

+SB of home

## WALK-OFF WINS (CONT.)

DATE/OPP	PLAY, BATTER	FINAL	DATE/OPP	PLAY, BATTER	FINAL
7/3/15 vs. MIN	FC, Jarrod Dyson	3-2 (10)	7/21/17 vs. CWS	SF, Whit Merrifield	7-6 (10)
7/5/15 vs. MIN	2B, Eric Hosmer	3-2	7/23/17 vs. CWS	2B, Brandon Moss	5-4
7/7/15 vs. TBR (1)	HR, Paulo Orlando	9-5	8/23/17 vs. COL	HR, Eric Hosmer	6-4
7/25/15 vs. HOU	1B, Alcides Escobar	2-1 (10)	5/29/18 vs. MIN	HR, Alcides Escobar	2-1 (14)
8/16/15 vs. LAA	1B, Kendrys Morales	4-3 (10)	8/24/18 vs. CLE	HR, Hunter Dozier	5-4
9/23/15 vs. SEA	1B, Lorenzo Cain	4-3 (10)	9/1/18 vs. BAL	HR, Whit Merrifield	5-4
4/10/16 vs. MIN	WP, Lorenzo Cain*	4-3 (10)	9/10/18 vs. CWS	FC/SAC, Alcides Escobar*	4-3 (10)
5/3/16 vs. WSN	1B, Lorenzo Cain	7-6	9/14/18 vs. MIN	HR, Salvador Perez	8-4
5/15/16 vs. ATL	HR, Kendrys Morales	4-2 (13)	9/27/18 vs. CLE	1B, Salvador Perez	2-1 (10)
5/28/16 vs. CWS	1B, Brett Eibner	8-7	4/14/19 vs. CLE	1B, Hunter Dozier	9-8
6/19/16 vs. DET	1B, Cheslor Cuthbert	2-1 (13)	5/26/19 vs. NYY	1B, Whit Merrifield	8-7 (10)
7/7/16 vs. SEA	2B, Salvador Perez	4-3	9/3/19 vs. DET	HR, Ryan O'Hearn	6-5
8/10/16 vs. CWS	1B, Lorenzo Cain	3-2 (14)	9/29/19 vs. MIN	SF, Brett Phillips	5-4
8/19/16 vs. MIN	1B, Eric Hosmer	5-4 (11)	4/17/21 vs. TOR (2)	HR, Salvador Perez	3-2 (7)
9/27/16 vs. MIN	SF, Billy Burns	4-3 (11)	4/21/21 vs. TBR	1B, Salvador Perez	9-8
4/16/17 vs. LAA	1B, Alcides Escobar	1-0	5/23/21 vs. DET	HR, Carlos Santana	3-2
6/6/17 vs. HOU	HR, Mike Moustakas	9-7	7/6/21 vs. CIN	1B, Salvador Perez	7-6
6/23/17 vs. TOR	2B, Whit Merrifield	5-4	7/28/21 vs. CWS	1B, Michael A. Taylor	3-2 (10)
7/16/17 vs. TEX	E9, Lorenzo Cain*	4-3	4/9/22 vs. CLE	1B, Adalberto Mondesi	1-0 (10)
7/19/17 vs. DET	SF, Alex Gordon	4-3	7/8/22 vs. CLE	1B, Michael A. Taylor	4-3
			8/6/22 vs. BOS	HR, Nick Pratto	5-4
			9/7/22 vs. CLE	SF, Salvador Perez	2-1

\*no RBI

+SB of home

### WALK OFFS BY THE NUMBERS

Most walk-off wins, season	Most walk-off wins, by play	Most walk-off wins, vs. opponent
13 1973, 1977, 2000	199 Single	48 Chicago White Sox
12 1979, 2011	77 Home run	32 Minnesota Twins
10 1985, 1993, 1995	31 Double	31 Texas Rangers*
9 1969, 1975, 1976, 1980	26 Sacrifice fly	29 Cleveland Guardians
1982, 1986, 1989, 2016	9 Error	28 Detroit Tigers
8 1974, 1992, 1997, 2001	5 Walk	27 Oakland Athletics
2005, 2017	4 Fielder's choice	26 Los Angeles Angels
7 1970, 1978, 1987, 1988	3 Hit-by-pitch	25 Baltimore Orioles
1991, 2002, 2003, 2004	3 Triple	23 Boston Red Sox
2012, 2013	3 Wild pitch	22 Milwaukee Brewers
6 1972, 1983, 1984, 1996	2 Passed ball	21 Seattle Mariners*
2010, 2015, 2018	2 Sacrifice/error	20 Toronto Blue Jays
5 1994, 2021	2 Stolen base/error	16 New York Yankees
4 1971, 1990, 2014	1 Stolen base	10 Tampa Bay Rays
2019, 2022	1 Fielder's choice/sacrifice	2 Atlanta Braves
3 1981, 1998, 1999, 2008	1 Walk/wild pitch	2 Houston Astros
2 2007, 2009	1 Pickoff attempt/error	2 Pittsburgh Pirates
1 2006	1 Double/error	2 St. Louis Cardinals
0 2020	1 Single/error	1 Chicago Cubs
	<b>Most walk-off wins, by batter*</b>	1 Cincinnati Reds
	16 George Brett	1 Colorado Rockies
	13 Amos Otis	1 San Francisco Giants
	11 Willie Wilson	1 Washington Nationals
	10 Hal McRae	1 New York Mets
	9 Frank White	0 Arizona Diamondbacks
	8 Eric Hosmer	0 Philadelphia Phillies
	8 Mike Sweeney	0 Miami Marlins
	<b>8 Salvador Perez</b>	0 Los Angeles Dodgers
	7 John Mayberry	0 San Diego Padres
	<b>Most walk-off home runs</b>	
	6 George Brett	
	<b>3 Salvador Perez</b>	*1 vs. Seattle Pilots
	3 Bob Hamelin	*1 vs. Washington Senators
	3 Amos Otis	+batter when walk-off run scored

## TEAM & STADIUM FIRSTS & LASTS

### ROYALS FIRSTS

#### Game

April 8, 1969 vs. MIN at Municipal Stadium (4-3 win in 12 inn)

#### Batter

Lou Piniella double off Tom Hall, April 8, 1969 vs. MIN

#### Hit

Lou Piniella double off T. Hall (1st inn), April 8, 1969 vs. MIN

#### Run

Lou Piniella (1st inn), April 8, 1969 vs. MIN

#### RBI

Jerry Adair RBI single (1st inn), April 8, 1969 vs. MIN

#### Triple

Lou Piniella (7th inn), April 19, 1969 vs. OAK

#### Home run

Mike Fiore off J. Odom (1st inn), April 13, 1969 at OAK (G1)

#### Grand Slam

Bob Oliver off Jim Bouton, July 4, 1969 vs. SEA

#### Game-winning hit

Joe Keough, PH RBI single (12th inn), April 8, 1969 vs. MIN

#### Stolen base

Joe Foy (4th inn), April 9, 1969 vs. MIN

#### Winning pitcher

Moe Drabowski, April 8, 1969 vs. MIN

#### Save

Dave Wickersham, April 12, 1969 at OAK

### MUNICIPAL STADIUM LASTS (1972)

#### Game

Oct. 4, 1972 vs. TEX (4-0 win)

#### Batter

Ted Ford, line out off Roger Nelson, Oct. 4, 1972 at KC

#### Hit

Ed Kirkpatrick single (8th inn), Oct. 4, 1972

#### Run

Amos Otis (5th inn), Oct. 4, 1972 vs. TEX

#### RBI

Lou Piniella, 2-run single off Pete Broberg (5th inn), Oct. 4, 1972 vs. TEX

#### Home run

Gene Tenace, 2-run HR off Monty Montgomery (4th inn), Sept. 30, 1972 vs. OAK

#### Royals home run

John Mayberry, 3-run HR off Vida Blue (5th inn), Sept. 29, 1972 vs. OAK

#### Winning pitcher

Roger Nelson, Oct. 4, 1972 vs. TEX

#### Save

Ted Abernathy, Aug. 19, 1972 vs. MIL

### KAUFFMAN STADIUM FIRSTS (1973)

#### Game

April 10, 1973 vs. TEX (12-1 win)

#### Batter

D. Nelson groundout off Paul Splittorff, April 10, 1973 vs. TEX

#### Hit

Amos Otis single off Broberg (1st inn), April 10, 1973 vs. TEX

#### Run

Fred Patek (1st inn), April 10, 1973 vs. TEX

#### RBI

John Mayberry 2-run single (1st inn), April 10, 1973 vs. TEX

#### Double

Amos Otis (2nd inn), April 10, 1973 vs. TEX

#### Triple

Jeff Burroughs (TEX, 2nd inn), April 10, 1973 vs. TEX

#### Home run

J. Mayberry off B. Gogolewski (5th inn), April 10, 1973 vs. TEX

#### Grand Slam

D. May (MIL) off Dal Canton (9th inn), April 26, 1973 vs. MIL

#### Stolen base

Fred Patek (1st inn), April 10, 1973 vs. TEX

#### Winning pitcher

Paul Splittorff, April 10, 1973 vs. TEX

#### Save

Bruce Dal Canton, April 13, 1973 vs. CWS

# ATTENDANCE RECORDS

## KAUFFMAN STADIUM

<b>Single season</b>	2015	2,708,549
<b>Single game (regular season)</b>	41,860	July 26, 1980 vs. NYY
<b>Single game, day (regular season)</b>	41,788	April 11, 2005 vs. SEA
<b>Single game, night (regular season)</b>	41,860	July 26, 1980 vs. NYY
<b>Lowest attended game</b>	6,180	Sept. 22, 1975 vs. TEX
<b>Opening Day</b>	41,788	April 11, 2005 vs. SEA
<b>2-game series (regular season)</b>	79,042	July 24-25, 1978 vs. NYY

<b>3-game series (regular season)</b>	121,956	July 25-27, 1980 vs. NYY
<b>4-game series (regular season)</b>	161,109	July 21-24, 1988 vs. NYY
<b>All-Star Game</b>	40,933	July 10, 2012
<b>Wild Card Game</b>	40,502	Sept. 30, 2014 vs. OAK
<b>Division Series Game</b>	40,657	Oct. 5, 2014 vs. LAA G3
<b>Championship Series Game</b>	42,633	Oct. 9, 1980 vs. NYY G2
<b>World Series Game</b>	42,380	Oct. 17, 1980 vs. PHI G3

<b>OTHER</b>	73,303	July 4, 1986 at CLE
<b>Municipal Stadium single-game high</b>	36,623	Aug. 3, 1971 vs. OAK
<b>Municipal Stadium single-game low</b>	3,454	July 3, 1969 vs. MIN

<b>TOP 5 HOME DATES</b>	42,039	Aug. 8, 1983 vs. MIL (DH)
<b>Regular season</b>	41,860	July 26, 1980 vs. NYY
	41,788	April 11, 2005 vs. SEA
	41,575	April 5, 2004 vs. CWS
	41,451	June 30, 1979 vs. CAL

YEAR	DATES	HOME ATT	AVERAGE
1969	73	902,414*	12,362
1970	72	693,047*	9,626
1971	72	910,784*	12,650
1972	69	707,656*	10,256
1973	74	1,345,341	18,180
1974	78	1,173,292	15,042
1975	77	1,151,836	14,959
1976	78	1,680,265	21,542
1977	76	1,852,603	24,376
1978	80	2,255,493	28,194
1979	79	2,261,845	28,631
1980	81	2,288,714	28,256
1981	47	1,279,403	27,221
1982	80	2,284,464	28,556
1983	79	1,963,875	24,859
1984	77	1,810,018	23,507
1985	80	2,162,717	27,034
1986	78	2,320,794	29,754
1987	80	2,392,471	29,906
1988	80	2,350,181	29,377
1989	80	2,477,700	30,971
1990	78	2,244,956	28,781
1991	80	2,161,537	27,019
1992	79	1,867,689	23,642
1993	80	1,934,578	24,182
1994	57	1,400,494	24,570
1995	70	1,233,530	17,622

YEAR	DATES	HOME ATT	AVERAGE
1996	80	1,435,997	17,950
1997	77	1,517,638	19,710
1998	79	1,494,875	18,922
1999	78	1,506,068	19,309
2000	81	1,564,847	19,319
2001	81	1,536,371	18,968
2002	77	1,323,036	17,182
2003	78	1,779,895	22,819
2004	79	1,661,478	21,031
2005	79	1,371,181	17,357
2006	80	1,372,638	17,158
2007	81	1,616,867	19,961
2008	79	1,578,922	19,986
2009	80	1,797,891	22,474
2010	80	1,615,327	20,192
2011	81	1,724,450	21,290
2012	80	1,739,859	21,748
2013	81	1,750,754	21,614
2014	81	1,956,482	24,154
2015	81	2,708,549	33,439
2016	81	2,557,712	31,577
2017	80	2,220,370	27,755
2018	81	1,665,107	20,557
2019	80	1,479,659^	18,496
2020	-	-	-
2021	81	1,159,613+	14,316
2022	80	1,277,776	15,972
<b>TOTALS</b>	<b>4,110</b>	<b>90,521,059</b>	<b>22,025</b>

\*Royals played at Municipal Stadium from 1969-72

No tickets sold in 2020 due to pandemic

+ Limited tickets sold through May 30, 2021 due to pandemic

^ Includes 25,454 for June 13, 2019 home game in Omaha

Kauffman Stadium capacity for 2023 is 37,903



## ROYALS OPPONENTS

- 276 Year-by-year vs. American League Opponents
- 277 Year-by-year vs. National League Opponents
- 278 American League Opponents (alphabetical order)
- 292 National League Opponents (alphabetical order)
- 307 Interleague Play



### DID YOU KNOW?

#### ROYALS BEST WIN PCT vs. OPPONENT\*

OPPONENT	WIN PCT
1. Milwaukee Brewers	.551
2. Seattle Mariners	.511
3. Detroit Tigers	.507

\*min. 40 games

## YEAR-BY-YEAR vs. AMERICAN LEAGUE OPPONENTS

YEAR	BAL	BOS	CWS	CLE	DET	HOU	LAA	MIN	NYN	OAK	SEA	TB	TEX	TOR
1969	1-11	2-10	10-8	5-7	4-8	-	9-9	8-10	5-7	8-10	-	-	7-5	-
1970	0-12	5-7	11-7	4-8	6-6	-	8-10	5-13	1-11	7-11	-	-	6-6	-
1971	5-6	11-1	9-9	10-2	4-8	-	10-8	9-9	5-7	5-13	-	-	9-3	-
1972	6-6	6-6	9-8	6-6	5-7	-	6-9	9-9	7-5	7-11	-	-	8-6	-
1973	4-8	4-8	12-6	10-2	8-4	-	8-10	9-9	6-6	8-10	-	-	11-7	-
1974	4-8	8-4	7-11	4-8	5-7	-	10-8	8-10	4-8	8-10	-	-	8-10	-
1975	5-7	5-7	9-9	6-6	6-6	-	14-4	11-7	7-5	7-11	-	-	14-4	-
1976	6-6	9-3	10-8	6-6	8-4	-	10-8	10-8	7-5	9-9	-	-	7-11	-
1977	7-4	5-5	7-8	7-3	8-3	-	9-6	10-5	5-5	9-6	11-4	-	8-7	8-2
1978	8-2	6-4	7-8	6-5	6-4	-	6-9	7-8	6-5	10-5	12-3	-	7-8	5-5
1979	6-6	4-8	8-5	6-6	7-5	-	6-7	7-6	5-7	9-4	7-6	-	6-7	9-3
1980	6-6	7-5	8-5	7-5	10-2	-	8-5	5-8	8-4	6-7	7-6	-	10-3	9-3
1981	3-5	3-3	0-2	4-4	2-3	-	6-0	9-4	2-10	3-3	6-7	-	3-4	5-3
1982	8-4	6-6	10-3	10-2	6-6	-	6-7	7-6	5-7	7-6	7-6	-	7-6	4-8
1983	4-8	7-5	4-9	5-7	5-7	-	7-6	6-7	6-6	7-6	8-5	-	8-5	6-6
1984	7-5	9-3	8-5	6-6	5-7	-	7-6	6-7	5-7	5-8	9-4	-	6-7	5-7
1985	6-6	7-5	8-5	10-2	7-5	-	9-4	7-6	5-7	8-5	3-10	-	6-7	7-5
1986	6-6	6-6	6-7	4-8	7-5	-	5-8	6-7	4-8	8-5	5-8	-	8-5	5-7
1987	3-9	6-6	7-6	6-6	7-5	-	8-5	8-5	5-7	5-8	9-4	-	7-6	8-4
1988	12-0	6-6	6-7	6-6	4-8	-	8-5	7-6	6-6	8-5	7-5	-	7-6	4-8
1989	6-6	8-4	7-6	4-8	6-6	-	9-4	7-6	6-6	7-6	9-4	-	8-5	7-5
1990	3-8	8-4	4-9	6-6	7-5	-	6-7	8-5	8-4	4-9	7-6	-	5-8	5-7
1991	8-4	5-7	6-7	8-4	4-8	-	4-9	6-7	7-5	6-7	7-6	-	7-6	5-7
1992	4-8	5-7	6-7	7-5	5-7	-	5-8	6-7	5-7	4-9	7-6	-	6-7	5-7
1993	5-7	7-5	7-6	5-7	7-5	-	7-6	7-6	6-6	6-7	7-6	-	7-6	8-4
1994	1-4	2-4	7-3	4-1	8-4	-	4-6	6-4	4-2	7-3	6-4	-	4-3	6-6
1995	5-4	2-3	5-8	1-11	4-3	-	7-5	6-7	3-7	5-8	7-5	-	8-6	7-5
1996	3-9	9-3	6-7	6-7	6-6	-	8-4	6-7	4-8	5-7	7-5	-	6-6	5-8
1997	4-7	8-3	1-11	3-8	5-6	2-1	5-6	7-5	3-8	3-8	5-6	-	6-5	5-6
1998	6-5	3-8	4-8	4-8	6-6	1-2	5-6	7-5	0-10	7-4	4-6	8-3	3-8	6-5
1999	4-6	2-8	6-6	5-7	4-7	0-3	5-7	5-8	5-4	6-6	7-5	2-8	4-6	3-7
2000	7-3	6-4	7-5	7-5	7-5	1-2	6-6	7-5	2-8	4-8	4-8	5-5	3-7	4-6
2001	2-5	3-3	5-14	8-11	8-11	0-3	4-5	6-13	0-6	3-6	3-6	4-2	4-5	4-3
2002	0-7	2-4	8-11	10-9	10-9	-	3-6	5-14	1-5	1-8	3-6	4-2	7-2	3-4
2003	4-3	1-5	8-11	13-6	14-5	-	3-6	11-8	2-4	2-7	4-5	4-3	7-2	1-5
2004	3-6	2-4	6-13	8-11	11-8	-	0-7	7-12	1-5	2-7	2-5	3-6	4-5	3-3
2005	2-4	2-4	5-13	6-13	9-10	1-2	2-7	6-13	3-3	2-4	2-7	3-5	2-8	3-6
2006	1-5	5-4	8-11	8-10	4-14	2-1	3-7	7-12	2-7	4-5	3-5	1-5	3-3	3-4
2007	0-7	3-3	6-12	7-11	7-11	-	5-2	9-9	1-9	6-4	3-6	4-3	5-4	3-4
2008	3-5	1-6	6-12	8-10	11-7	-	2-3	6-12	5-5	6-3	7-2	3-5	2-7	2-5
2009	4-4	3-5	9-9	8-10	9-9	2-1	1-9	6-12	2-4	2-6	5-4	1-9	3-3	4-3
2010	4-2	3-4	8-10	8-10	8-10	2-1	3-7	5-13	3-5	3-6	5-4	4-4	2-7	3-3
2011	4-5	3-5	11-7	6-12	7-11	-	7-3	8-10	3-3	4-5	5-3	2-5	2-6	4-3
2012	4-5	3-4	12-6	10-8	5-13	2-1	4-5	7-11	3-4	5-4	1-7	4-2	4-5	2-6
2013	4-3	5-2	10-9	9-10	10-9	4-2	2-5	15-4	2-5	1-5	4-3	6-1	3-3	2-4
2014	4-3	1-6	13-6	9-10	6-13	3-3	3-3	11-8	4-3	5-2	2-5	4-2	5-1	4-3
2015	4-3	3-4	12-7	10-9	10-9	2-4	6-1	12-7	2-4	5-1	4-2	6-1	3-4	3-4
2016	2-4	4-2	14-5	5-14	12-7	4-3	1-5	15-4	2-5	1-6	3-4	5-2	1-6	2-4
2017	3-3	4-2	9-10	7-12	11-8	4-3	6-1	8-11	2-5	3-3	5-2	4-3	1-6	4-2
2018	4-2	1-5	8-11	7-12	11-8	1-5	1-6	10-9	2-5	2-5	1-5	0-7	2-5	2-5
2019	3-3	1-5	10-9	7-12	9-10	1-5	2-4	5-14	2-5	2-5	2-5	3-4	2-4	1-6
2020	-	-	1-9	5-5	6-4	-	-	10-9	-	-	-	-	-	-
2021	3-4	2-5	10-9	5-14	11-8	4-3	2-4	5-5	2-4	2-5	4-3	2-4	2-4	3-4
2022	3-4	4-3	10-9	7-12	9-10	2-5	3-3	7-12	1-6	3-3	2-4	3-4	2-4	2-5
YEAR	BAL	BOS	CWS	CLE	DET	HOU	LAA	MIN	NYN	OAK	SEA	TB	TEX	TOR
<b>TOTALS</b>	<b>224-283</b>	<b>243-253</b>	<b>411-432</b>	<b>359-413</b>	<b>390-379</b>	<b>38-50</b>	<b>294-307</b>	<b>413-444</b>	<b>202-310</b>	<b>272-335</b>	<b>238-228</b>	<b>85-95</b>	<b>286-291</b>	<b>199-220</b>

Houston Astros franchise played in the National League from 1962-2012



## YEAR-BY-YEAR vs. NATIONAL LEAGUE OPPONENTS

YR	AZ	ATL	CHC	CIN	COL	LAD	MIA	MIL	NYM	PHI	PIT	SD	SF	STL	WAS
1969	-	-	-	-	-	-	-	10-8	-	-	-	-	-	-	-
1970	-	-	-	-	-	-	-	12-6	-	-	-	-	-	-	-
1971	-	-	-	-	-	-	-	8-10	-	-	-	-	-	-	-
1972	-	-	-	-	-	-	-	7-5	-	-	-	-	-	-	-
1973	-	-	-	-	-	-	-	8-4	-	-	-	-	-	-	-
1974	-	-	-	-	-	-	-	11-1	-	-	-	-	-	-	-
1975	-	-	-	-	-	-	-	7-5	-	-	-	-	-	-	-
1976	-	-	-	-	-	-	-	8-4	-	-	-	-	-	-	-
1977	-	-	-	-	-	-	-	8-2	-	-	-	-	-	-	-
1978	-	-	-	-	-	-	-	6-4	-	-	-	-	-	-	-
1979	-	-	-	-	-	-	-	5-7	-	-	-	-	-	-	-
1980	-	-	-	-	-	-	-	6-6	-	-	-	-	-	-	-
1981	-	-	-	-	-	-	-	4-5	-	-	-	-	-	-	-
1982	-	-	-	-	-	-	-	7-5	-	-	-	-	-	-	-
1983	-	-	-	-	-	-	-	6-6	-	-	-	-	-	-	-
1984	-	-	-	-	-	-	-	6-6	-	-	-	-	-	-	-
1985	-	-	-	-	-	-	-	8-4	-	-	-	-	-	-	-
1986	-	-	-	-	-	-	-	6-6	-	-	-	-	-	-	-
1987	-	-	-	-	-	-	-	4-8	-	-	-	-	-	-	-
1988	-	-	-	-	-	-	-	3-9	-	-	-	-	-	-	-
1989	-	-	-	-	-	-	-	8-4	-	-	-	-	-	-	-
1990	-	-	-	-	-	-	-	4-8	-	-	-	-	-	-	-
1991	-	-	-	-	-	-	-	9-3	-	-	-	-	-	-	-
1992	-	-	-	-	-	-	-	7-5	-	-	-	-	-	-	-
1993	-	-	-	-	-	-	-	5-7	-	-	-	-	-	-	-
1994	-	-	-	-	-	-	-	5-7	-	-	-	-	-	-	-
1995	-	-	-	-	-	-	-	10-2	-	-	-	-	-	-	-
1996	-	-	-	-	-	-	-	4-9	-	-	-	-	-	-	-
1997	-	-	0-3	1-2	-	-	-	6-6	-	-	2-1	0-3	-	1-2	-
1998	-	-	2-1	2-0	-	-	-	1-2	-	-	1-1	-	-	2-1	-
1999	-	-	2-1	0-3	-	-	-	1-2	-	-	1-2	-	-	2-1	-
2000	-	-	1-2	-	-	-	-	1-2	-	-	4-2	-	-	1-2	-
2001	1-2	-	1-2	-	-	-	-	2-1	-	-	1-2	-	-	3-0	-
2002	-	-	-	-	-	-	1-2	-	1-2	-	-	2-1	-	1-5	0-3
2003	1-2	-	-	-	2-1	1-2	-	-	-	-	-	-	2-1	3-3	-
2004	-	2-1	-	-	-	-	-	-	2-1	1-2	-	0-3	-	0-3	1-2
2005	2-1	-	-	-	0-3	3-0	-	-	-	-	-	-	2-1	1-2	-
2006	-	-	-	1-2	-	-	-	2-1	-	-	3-0	-	-	2-4	-
2007	-	-	-	-	2-1	-	2-1	1-2	-	2-1	-	-	-	3-3	-
2008	2-1	-	-	-	3-0	-	2-1	-	-	-	-	-	2-1	4-2	-
2009	1-2	-	-	3-0	-	-	-	-	-	-	1-2	-	-	1-5	-
2010	-	0-3	-	2-1	1-2	-	-	-	-	-	-	-	-	2-1	1-2
2011	0-3	-	2-1	-	1-2	-	-	-	-	-	-	0-3	-	2-4	-
2012	1-2	-	-	-	-	-	-	3-0	-	-	0-3	-	-	2-4	-
2013	-	2-2	-	-	-	-	1-2	-	2-1	2-1	-	-	-	1-3	1-2
2014	3-0	-	-	-	3-1	1-2	-	-	-	-	-	2-1	3-0	3-1	-
2015	-	-	1-2	4-0	-	-	-	4-0	-	-	2-1	-	-	2-4	-
2016	-	2-1	-	-	-	-	2-1	-	1-3	1-2	-	-	-	3-1	1-2
2017	2-1	-	-	-	2-1	0-3	-	-	-	-	-	2-1	3-1	0-4	-
2018	-	-	1-2	2-2	-	-	-	1-3	-	-	0-3	-	-	2-4	-
2019	-	3-1	-	-	-	-	2-1	-	1-2	1-2	-	-	-	1-3	1-2
2020	-	-	1-3	2-2	-	-	-	0-3	-	-	3-0	-	-	3-3	-
2021	-	-	3-0	1-2	-	-	-	4-0	-	-	3-1	-	-	1-5	-
2022	1-3	-	-	-	2-1	1-2	-	-	-	-	-	1-2	1-2	1-3	-
<b>YR</b>	<b>AZ</b>	<b>ATL</b>	<b>CHC</b>	<b>CIN</b>	<b>COL</b>	<b>LAD</b>	<b>MIA</b>	<b>MIL</b>	<b>NYM</b>	<b>PHI</b>	<b>PIT</b>	<b>SD</b>	<b>SF</b>	<b>STL</b>	<b>WAS</b>
<b>TOT</b>	<b>14-17</b>		<b>14-17</b>		<b>16-12</b>		<b>10-8</b>		<b>7-9</b>		<b>21-18</b>		<b>13-6</b>		<b>5-13</b>
		<b>9-8</b>		<b>18-14</b>		<b>6-9</b>		<b>218-178</b>		<b>7-8</b>		<b>7-11</b>		<b>47-73</b>	

Milwaukee Brewers franchise played in the American League from 1969-97

# ROYALS vs. ORIOLIS



**BALTIMORE ORIOLIS**  
**2022:** 83-79  
 4th, AL East

## SERIES INFORMATION

ROYALS RECORD	W-L	DATE	SITE	TIME
<b>All-Time</b>	224-283	5/2	KC	6:40 CT
<b>in Kansas City</b>	128-128	5/3	KC	6:40 CT
<b>at Municipal Stadium (1969-72)</b>	7-17	5/4	KC	1:10 CT
<b>at Kauffman Stadium (1973-present)</b>	121-111	6/9	BAL	6:05 CT
<b>in Baltimore</b>	96-155	6/10	BAL	3:05 CT
<b>at Memorial Stadium (1954-91)</b>	54-80	6/11	BAL	12:35 CT
<b>at Camden Yards (1992-present)</b>	42-75			
<b>Royals season series vs. Orioles</b>	15-28-10			

**2022:** The Royals played their first of four doubleheaders in 2022 on May 8 in Baltimore, after the game on May 6 was rained out and rescheduled as part of a traditional twin bill, before the next day's game on May 7 was also rained out and made up on May 9...that doubleheader marked the first time the Royals played 18.0 innings on 1 day in nearly three years, since May 25, 2019 vs. the Yankees, which was their most recent double dip that featured two 9.0-inning games...the teams settled for a series split from June 9-12 in Kansas City, despite the Royals recording double-digit hits in all 4 games, a streak that started 1 game prior on June 8 vs. Toronto to mark their longest such run since another 5-game double-digit hit streak from July 14-18, 2019...the Royals suffered their second straight season series loss to the Orioles (3-4) despite being outscored just 36-35 (-1)...rookie **Bobby Witt Jr.** led the club (min. 5 AB) with a .423 clip (11-for-26) vs. Baltimore, which was his best average vs. any opponent in 2022.

## 2022 KC vs. BAL

DATE	SITE	SCORE
5/8 (1)	BAL	W 6-4
5/8 (2)	BAL	L 4-2
5/9	BAL	L 6-1
6/9	KC	W 7-5
6/10	KC	W 8-1
6/11	KC	L 6-4
6/12	KC	L 10-7

**HISTORY:** The Royals are 224-283 all-time against the O's, including 15-28-10 in season series...they have lost back-to-back season sets vs. Baltimore, but from 2013-19, Kansas City won four season series, lost one and split two...after going 70-111 (.387) vs. the Orioles from 1992-2012, the Royals have gone 30-29 (.508) against them in the last nine seasons in which they've met since 2013...Kansas City put together a 15-game win streak vs. the O's from July 26, 1987-April 11, 1989 to mark their longest win streak vs. any team in club history...the teams faced off in the 2014 AL Championship Series when the Royals swept the Orioles in 4 games—and **Lorenzo Cain** was named ALCS MVP—en route to making the club's third World Series appearance.

## LAST TRADE BETWEEN ROYALS AND ORIOLIS

DATE	ROYALS ACQUIRED	ORIOLIS ACQUIRED
1/3/23	Cash	IF Ryan O'Hearn

## SERIES HIGHS & SWEEPS

KANSAS CITY		BALTIMORE	
<b>Longest win streak</b>	15, July 26, 1987-April 11, 1989	<b>Longest win streak</b>	23, May 10, 1969-Aug. 2, 1970
<b>Widest win margin</b>	13 (15-2), Aug. 16, 1992 at KC	<b>Widest win margin</b>	13 (13-0), 2x, last April 28, 2002 at KC
<b>Most runs</b>	15 (3x), last May 8, 2018 at BAL	<b>Most runs</b>	15, May 9, 2003 at KC
<b>2-game sweeps</b>	6	<b>2-game sweeps</b>	10
<b>3-game sweeps</b>	11	<b>3-game sweeps</b>	23
<b>4-game sweeps</b>	2	<b>4-game sweeps</b>	2
<b>Last KC 2-game sweep at KC</b>	July 17-18, 1991	<b>Last BAL 2-game sweep at KC</b>	May 16-17, 2012
<b>Last KC 2-game sweep at BAL</b>	May 13-14, 1985	<b>Last BAL 2-game sweep at BAL</b>	April 2-3, 1997
<b>Last KC 3-game sweep at KC</b>	Aug. 31-Sept. 2, 2018	<b>Last BAL 3-game sweep at KC</b>	May 28-30, 2007
<b>Last KC 3-game sweep at BAL</b>	Aug. 28-30, 1998	<b>Last BAL 3-game sweep at BAL</b>	July 31-Aug. 2, 2017
<b>Last KC 4-game sweep at KC</b>	July 29-Aug. 1, 1982	<b>Last BAL 4-game sweep at KC</b>	July 16-19, 1987
<b>Last KC 4-game sweep at BAL</b>	--	<b>Last BAL 4-game sweep at BAL</b>	May 2-5, 2002
<b>Most wins in KC</b>	6 (2x), last 1988 (6-0)	<b>Most wins in KC</b>	6 (2x), last 1970 (6-0)
<b>Most wins in BAL</b>	6, 1988 (6-0)	<b>Most wins in BAL</b>	6, 1970 (6-0)

## YEAR-BY-YEAR RESULTS

YEAR	W-L	YEAR	W-L	YEAR	W-L	YEAR	W-L	YEAR	W-L	YEAR	W-L		
1969	1-11	1977	7-4	1985	6-6	1993	5-7	2001	2-5	2009	4-4	2017	3-3
1970	0-12	1978	8-2	1986	6-6	1994	1-4	2002	0-7	2010	4-2	2018	4-2
1971	5-6	1979	6-6	1987	3-9	1995	5-4	2003	4-3	2011	4-5	2019	3-3
1972	6-6	1980	6-6	1988	12-0	1996	3-9	2004	3-6	2012	4-5	2020	-
1973	4-8	1981	3-5	1989	6-6	1997	4-7	2005	2-4	2013	4-3	2021	3-4
1974	4-8	1982	8-4	1990	3-8	1998	6-5	2006	1-5	2014	4-3	2022	3-4
1975	5-7	1983	4-8	1991	8-4	1999	4-6	2007	0-7	2015	4-3		224-283
1976	6-6	1984	7-5	1992	4-8	2000	7-3	2008	3-5	2016	2-4		

## NOTABLE PLAYERS TO PLAY FOR BOTH TEAMS

PLAYER	w/KC	w/BAL	PLAYER	w/KC	w/BAL
Dick Drago	1969-73	1977	Lonnie Smith	1985-87	1993-94
Bob Oliver	1969-72	1974	Jeff Conine	1990-92, 1998	1999-2003, 2006
Lou Piniella	1969-73	1964	Bob Melvin	1992	1989-91

# ROYALS vs. RED SOX



**BOSTON RED SOX**  
2022: 78-84  
5th, AL East

SERIES INFORMATION			2023 KC vs. BOS		
ROYALS RECORD	W-L		DATE	SITE	TIME
All-Time	243-253		8/7	BOS	6:10 CT
in Kansas City	134-113		8/8	BOS	6:10 CT
at Municipal Stadium (1969-72)	14-10		8/9	BOS	6:10 CT
at Kauffman Stadium (1973-present)	120-103		8/10	BOS	6:10 CT
in Boston	109-140		9/1	KC	7:10 CT
at Fenway Park (1912-present)	109-140		9/2	KC	6:10 CT
Royals season series vs. Red Sox	19-25-9		9/3	KC	1:10 CT

**2022:** The Royals went 4-3 vs. the Red Sox in 2022 to clinch their first season series over Boston since 2017 (4-2), and the .571 win percentage was their highest vs. any opponent in 2022 (min. 5 games), as the Red Sox were one of just three teams that Kansas City posted a winning record against (also 10-9 vs. the White Sox and 2-1 vs. Colorado)...the Royals exploded for a 9-0 win on Sept. 17, marking their first shutout victory at Fenway Park in 25 years, since a 2-0 win on May 5, 1997...after playing 89 straight games in Boston without having a starting pitcher record 6.0 scoreless innings, the Royals did it on back-to-back days from Sept. 16-17, with **Jonathan Heasley** and **Brady Singer** turning the trick...Kansas City yielded just 9 singles over the first 2 games of the series in Boston, becoming the first visiting team to hold the Red Sox without an extra-base hit in consecutive games at Fenway Park since the Royals did it from April 22-23, 1989...among teams that played at least 5 games vs. Boston in 2022, the Royals ranked 2nd in batting avg. (.290), slugging pct. (.469) and OPS (.816), behind Toronto (.312 AVG, .484 SLG, .855 OPS).

**HISTORY:** The Royals are 243-253 all-time against the Red Sox, including 19-25-9 in season sets...despite winning the season series in 2022 (4-3), the Royals lost 14 of their previous 19 season series vs. Boston dating back to 2002, a stretch in which they went 49-79...since the Royals inception in 1969, Kansas City owns a .267 batting average all-time against Boston, which is the 3rd-best mark among all Major League teams during that time (min. 25 games), trailing only the Minnesota Twins (.269) and Texas Rangers (.269).

## LAST TRADE BETWEEN ROYALS AND RED SOX

DATE	ROYALS ACQUIRED	RED SOX ACQUIRED
1/24/23	LHP Josh Taylor	IF Adalberto Mondesi, PTB/NL

## SERIES HIGHS & SWEEPS

KANSAS CITY		BOSTON	
<b>Longest win streak</b>	12, Aug. 23, 1970-Aug. 25, 1971	<b>Longest win streak</b>	8, May 2, 2018-Aug. 5, 2019
<b>Widest win margin</b>	11 (13-2), Aug. 2, 1986 at BOS	<b>Widest win margin</b>	14 (15-1), 2x, last July 1, 2021 at BOS
<b>Most runs</b>	13 (10x), last Aug. 7, 2022 at KC	<b>Most runs</b>	22, April 12, 1994 at KC
<b>2-game sweeps</b>	4	<b>2-game sweeps</b>	4
<b>3-game sweeps</b>	13	<b>3-game sweeps</b>	8
<b>4-game sweeps</b>	--	<b>4-game sweeps</b>	3
<b>Last KC 2-game sweep at KC</b>	May 13-14, 1997	<b>Last BOS 2-game sweep at KC</b>	--
<b>Last KC 2-game sweep at BOS</b>	May 5-6, 1997	<b>Last BOS 2-game sweep at BOS</b>	May 8-9, 1978
<b>Last KC 3-game sweep at KC</b>	Aug. 8-10, 2006	<b>Last BOS 3-game sweep at KC</b>	June 4-6, 2019
<b>Last KC 3-game sweep at BOS</b>	April 26-28, 1996	<b>Last BOS 3-game sweep at BOS</b>	July 18-20, 2014
<b>Last KC 4-game sweep at KC</b>	--	<b>Last BOS 4-game sweep at KC</b>	--
<b>Last KC 4-game sweep at BOS</b>	--	<b>Last BOS 4-game sweep at BOS</b>	June 28-July 1, 2021
<b>Most wins in KC</b>	5 (4x), last 1997 (5-1)	<b>Most wins in KC</b>	5 (2x), last 1999 (5-1)
<b>Most wins in BOS</b>	6 (2x), last 1993 (6-0)	<b>Most wins in BOS</b>	6 (3x), last 1979 (6-0)

## YEAR-BY-YEAR RESULTS

YEAR	W-L	YEAR	W-L	YEAR	W-L	YEAR	W-L	YEAR	W-L	YEAR	W-L	YEAR	W-L
1969	2-10	1977	5-5	1985	7-5	1993	7-5	2001	3-3	2009	3-5	2017	4-2
1970	5-7	1978	6-4	1986	6-6	1994	2-4	2002	2-4	2010	3-4	2018	1-5
1971	11-1	1979	4-8	1987	6-6	1995	2-3	2003	1-5	2011	3-5	2019	1-5
1972	6-6	1980	7-5	1988	6-6	1996	9-3	2004	2-4	2012	3-4	2020	-
1973	4-8	1981	3-3	1989	8-4	1997	8-3	2005	2-4	2013	5-2	2021	2-5
1974	8-4	1982	6-6	1990	8-4	1998	3-8	2006	5-4	2014	1-6	2022	4-3
1975	5-7	1983	7-5	1991	5-7	1999	2-8	2007	3-3	2015	3-4	243-253	
1976	9-3	1984	9-3	1992	5-7	2000	6-4	2008	1-6	2016	4-2		

## NOTABLE PLAYERS TO PLAY FOR BOTH TEAMS

PLAYER	w/KC	w/BOS	PLAYER	w/KC	w/BOS
Bret Saberhagen	1984-1991	1997-2001	Johnny Damon	1995-2000	2002-05
David Cone	1986, 1993-1994	2001	Eric Hosmer	2011-17	2022
Tom Gordon	1988-1995	1996-1999	Andrew Benintendi	2021-22	2016-20

# ROYALS vs. WHITE SOX



**CHICAGO WHITE SOX**  
 2022: 81-81  
 2nd, AL Central

SERIES INFORMATION		2023 KC vs. CWS		
ROYALS RECORD	W-L	DATE	SITE	TIME
<b>All-Time</b>	411-432	5/8	KC	6:40 CT
<b>in Kansas City</b>	224-196	5/9	KC	6:40 CT
<b>at Municipal Stadium (1969-72)</b>	22-11	5/10	KC	6:40 CT
<b>at Kauffman Stadium (1973-present)</b>	202-185	5/11	KC	1:10 CT
<b>in Chicago</b>	187-236	5/19	CWS	7:10 CT
<b>at Comiskey Park (1910-90)</b>	70-92	5/20	CWS	1:10 CT
<b>at Guaranteed Rate Field (1991-present)</b>	117-144	5/21	CWS	1:10 CT
<b>Royals season series vs. White Sox</b>	24-26-4	9/5	KC	6:40 CT
		9/6	KC	6:40 CT
		9/7	KC	1:10 CT
		9/11	CWS	6:40 CT
		9/12	CWS	6:40 CT
		9/13	CWS	6:40 CT

**2022:** The Royals went 10-9 vs. the White Sox in 2022 to mark their most wins against any opponent, ahead of their 9-10 record vs. the Tigers...they clinched the season series for the third time in the last four years since 2019, with the only exception being 2020, when they went just 1-9 against the division rival...two of the Royals four doubleheaders came against the White Sox, on May 17 and Aug. 9, with both being played in Kansas City and both resulting in a split...both doubleheaders were part of Major League Baseball's revised schedule to make up for the series that was postponed to begin the season, while the teams also played a standalone game on Aug. 22, a 6-4 Royals win...their offense drew 23 walks over 3 games in Chicago from April 26-28 to mark the 2nd-highest walk total in a 3-game set in club history, trailing their 27 walks vs. Detroit from May 26-28, 1989...the Royals won 4 straight games vs. the Sox from Aug. 10-30, their longest such streak since winning 4 consecutive games from July 15-18, 2019.

**HISTORY:** The Royals are 411-432 all-time vs. the White Sox and are 24-26-4 in season series...they have gone 19-14 in their last 33 games vs. Chicago since May 14, 2021, a stretch in which they've pitched to a 3.49 ERA (112 ER in 288.2 IP)...during that same stretch, the rest of the league has pitched the White Sox to the tune of a 4.22 ERA (1057 ER in 2253.0 IP)...dating back to 2011, the Royals have won nine of 12 season series, which comes on the heels of a 21-season stretch from 1990-2010 in which they won just three season series, with 16 losses and two splits, including eight straight losses from 2001-08.

2022 KC vs. CWS		
DATE	SITE	SCORE
4/26	CWS	W 6-0
4/27	CWS	L 7-3
4/28	CWS	W 5-2 (10)
5/16	KC	L 5-3 (10)
5/17 (1)	KC	L 3-0
5/17 (2)	KC	W 2-1
5/18	KC	W 6-2
5/19	KC	L 7-4
8/1	CWS	W 2-1
8/2	CWS	L 9-2
8/3	CWS	L 4-1
8/9 (1)	KC	W 4-2
8/9 (2)	KC	L 3-2
8/10	KC	W 8-3
8/11	KC	W 5-3
8/22	KC	W 6-4
8/30	CWS	W 9-7
8/31	CWS	L 4-2
9/1	CWS	L 7-1

## LAST TRADE BETWEEN ROYALS AND WHITE SOX

DATE	ROYALS ACQUIRED	WHITE SOX ACQUIRED
1/4/18	OF Erick Mejia, RHP Trevor Oaks from Dodgers (3-way trade)	RHP Joakim Soria, Cash

## NOTABLE PLAYERS TO PLAY FOR BOTH TEAMS

PLAYER	w/KC	w/CWS	PLAYER	w/KC	w/CWS
Jorge Orta	1984-87	1972-79	Mike MacDougal	2001-06	2006-09
Bo Jackson	1986-90	1991-93	Joakim Soria	2007-11, 16-17	2018
Jermaine Dye	1997-2001	2005-09	James Shields	2013-14	2016-18

## SERIES HIGHS & SWEEPS

KANSAS CITY		CHICAGO	
<b>Longest win streak</b>	6 (3x), last Aug. 7-Sept. 7, 2012	<b>Longest win streak</b>	11, Oct. 3, 2004-July 25, 2005
<b>Widest win margin</b>	12 (12-0), Aug. 30, 1978 at KC	<b>Widest win margin</b>	16 (19-3), Sept. 27, 2003 at KC
<b>Most runs</b>	14 (3x), last Aug. 13, 2017 at CWS	<b>Most runs</b>	19, Sept. 27, 2003 at KC
<b>2-game sweeps</b>	5	<b>2-game sweeps</b>	9
<b>3-game sweeps</b>	24	<b>3-game sweeps</b>	28
<b>4-game sweeps</b>	2	<b>4-game sweeps</b>	3
<b>Last KC 2-game sweep at KC</b>	May 4-5, 2009	<b>Last CWS 2-game sweep at KC</b>	March 29-31, 2018
<b>Last KC 2-game sweep at CWS</b>	Sept. 26-27, 1972	<b>Last CWS 2-game sweep at CWS</b>	Aug. 31-Sept. 1, 1983
<b>Last KC 3-game sweep at KC</b>	July 21-23, 2017	<b>Last CWS 3-game sweep at KC</b>	May 7-9, 2021
<b>Last KC 3-game sweep at CWS</b>	June 13-15, 2014	<b>Last CWS 3-game sweep at CWS</b>	May 27-29, 2019
<b>Last KC 4-game sweep at KC</b>	July 15-18, 2019	<b>Last CWS 4-game sweep at KC</b>	Sept. 3-6, 2020
<b>Last KC 4-game sweep at CWS</b>	--	<b>Last CWS 4-game sweep at CWS</b>	May 30-June 2, 1985
<b>Most wins in KC</b>	8, 2016 (8-2)	<b>Most wins in KC</b>	7 (2x), last 2020 (7-0)
<b>Most wins in CWS</b>	8 (2x), last 2014 (8-2)	<b>Most wins in CWS</b>	8 (2x), last 2005 (8-1)

## YEAR-BY-YEAR RESULTS

YEAR	W-L	YEAR	W-L	YEAR	W-L	YEAR	W-L	YEAR	W-L	YEAR	W-L	YEAR	W-L
1969	10-8	1977	7-8	1985	8-5	1993	7-6	2001	5-14	2009	9-9	2017	9-10
1970	11-7	1978	7-8	1986	6-7	1994	7-3	2002	8-11	2010	8-10	2018	8-11
1971	9-9	1979	8-5	1987	7-6	1995	5-8	2003	8-11	2011	11-7	2019	10-9
1972	9-8	1980	8-5	1988	6-7	1996	6-7	2004	6-13	2012	12-6	2020	1-9
1973	12-6	1981	0-2	1989	7-6	1997	1-11	2005	5-13	2013	10-9	2021	10-9
1974	7-11	1982	10-3	1990	4-9	1998	4-8	2006	8-11	2014	13-6	2022	10-9
1975	9-9	1983	4-9	1991	6-7	1999	6-6	2007	6-12	2015	12-7		411-432
1976	10-8	1984	8-5	1992	6-7	2000	7-5	2008	6-12	2016	14-5		

# ROYALS vs. GUARDIANS



**CLEVELAND GUARDIANS**  
2022: 92-70  
1st, AL Central

SERIES INFORMATION			2023 KC vs. CLE			
ROYALS RECORD	W-L	DATE	SITE	TIME		
All-Time	359-413	6/27	KC	7:10 CT		
in Kansas City	192-190	6/28	KC	7:10 CT		
at Municipal Stadium (1969-72)	12-12	6/29	KC	1:10 CT		
at Kauffman Stadium (1973-present)	180-178	7/6	CLE	6:10 CT		
in Cleveland	167-223	7/7	CLE	6:10 CT		
at Cleveland Stadium (1932-93)	73-74	7/8	CLE	3:10 CT		
at Progressive Field (1994-present)	94-149	7/9	CLE	12:40 CT		
Royals season series vs. Guardians	15-29-10	7/24	CLE	6:10 CT		
		7/25	CLE	6:10 CT		
		7/26	CLE	12:10 CT		
		9/18	KC	1:10 CT		
		9/19	KC	6:40 CT		
		9/20	KC	1:10 CT		

**2022:** The Royals went 7-12 vs. the Guardians in 2022, matching the Twins for their most losses against any single opponent...they lost the season series for the sixth time in the last seven years since 2016, with the only exception being a 5-5 tie in the pandemic-shortened 2020 season...the Royals started and finished their season against Cleveland, including a 6-game set at Progressive Field to close out the campaign, which marked the second time in franchise history that the Royals played 6 (or more) straight games vs. the same team at the same site, following 6 straight at Kauffman Stadium vs. Boston from July 15-18, 1976...3 of the Royals 10 extra-inning games were played vs. Cleveland, including a 1-0 win in 10 innings on April 9 courtesy of a walk-off RBI hit from **Adalberto Mondesi** and a 5-2 win in 10 innings on Oct. 3...**Drew Waters** paced the club with 4 home runs and 10 RBI in 9 games vs. the Guardians, including a go-ahead, 3-run homer in the 10th on Oct. 3, becoming the ninth Royals *rookie* (10th occurrence) to hit a go-ahead home run in extra innings.

**HISTORY:** The Royals are 359-413 all-time vs. the Guardians and their .465 win pct. is their lowest against any AL Central opponent...Kansas City is 15-29-10 all-time in season series vs. Cleveland, however they have lost 16 of their last 19 season sets since 2004—including eight straight from 2004-2011—and have lost 22 of the last 28 since 1995...they're 197-277 (.416) vs. the Guardians since 1995, a stretch in which the 277 losses are their most vs. any opponent, more than their 259 losses to the Twins.

2022 KC vs. CLE		
DATE	SITE	SCORE
4/7	KC	W 3-1
4/9	KC	W 1-0 (10)
4/10	KC	L 17-3
4/11	KC	L 10-7
5/30	CLE	L 7-3
5/31	CLE	L 8-3
6/1	CLE	L 4-0
7/8	KC	W 4-3
7/9	KC	L 13-1
7/10	KC	W 5-1
9/5	KC	L 6-5 (10)
9/6	KC	L 4-1
9/7	KC	W 2-1
9/30	CLE	L 6-3
10/1	CLE	W 7-1
10/2	CLE	L 7-5
10/3	CLE	W 5-2 (10)
10/4	CLE	L 5-3
10/5	CLE	L 9-2

## LAST TRADE BETWEEN ROYALS AND GUARDIANS

DATE	ROYALS ACQUIRED	GUARDIANS ACQUIRED
8/25/03	LHP Brian Anderson, LHP Chris White	OF/IF Trey Dyson, RHP Kieran Mattison, Cash

## NOTABLE PLAYERS TO PLAY FOR BOTH TEAMS

PLAYER	w/KC	w/CLE	PLAYER	w/KC	w/CLE
Al Fitzmorris	1969-76	1977-78	Steve Farr	1985-90	1984, 1994
Bud Black	1982-88	1988-90, 1995	Johnny Damon	1995-2000	2012
Gaylord Perry	1983	1972-75	Carlos Santana	2021-22	2010-17, 19-20

## SERIES HIGHS & SWEEPS

KANSAS CITY			CLEVELAND		
<b>Longest win streak</b>	9, June 1-Aug. 15, 1973		<b>Longest win streak</b>	11, April 7-Sept. 2, 2021	
<b>Widest win margin</b>	12 (12-0), July 29, 2011 at CLE		<b>Widest win margin</b>	18 (19-1), May 16, 2011 at KC	
<b>Most runs</b>	15 (2x), last April 20, 2004 at CLE		<b>Most runs</b>	19, May 16, 2011 at KC	
<b>2-game sweeps</b>			<b>2-game sweeps</b>	8	
<b>3-game sweeps</b>			<b>3-game sweeps</b>	34	
<b>4-game sweeps</b>	1		<b>4-game sweeps</b>	4	
<b>Last KC 2-game sweep at KC</b>	June 10-11, 2014		<b>Last CLE 2-game sweep at KC</b>	May 16-17, 2011	
<b>Last KC 2-game sweep at CLE</b>	May 19-20, 2010		<b>Last CLE 2-game sweep at CLE</b>	April 12-13, 2002	
<b>Last KC 3-game sweep at KC</b>	April 12-14, 2019		<b>Last CLE 3-game sweep at KC</b>	Aug. 31-Sept. 2, 2021	
<b>Last KC 3-game sweep at CLE</b>	June 24-26, 2003		<b>Last CLE 3-game sweep at CLE</b>	May 30-June 1, 2022	
<b>Last KC 4-game sweep at KC</b>	--		<b>Last CLE 4-game sweep at KC</b>	May 3-6, 2021	
<b>Last KC 4-game sweep at CLE</b>	June 15-17, 1973		<b>Last CLE 4-game sweep at CLE</b>	June 2-5, 2016	
<b>Most wins in KC</b>	7, 2002 (7-3)		<b>Most wins in KC</b>	8, 2021 (8-2)	
<b>Most wins in CLE</b>	8, 2003 (8-2)		<b>Most wins in CLE</b>	9, 2016 (9-1)	

## YEAR-BY-YEAR RESULTS

YEAR	W-L	YEAR	W-L	YEAR	W-L	YEAR	W-L	YEAR	W-L	YEAR	W-L	YEAR	W-L
1969	5-7	1977	7-3	1985	10-2	1993	5-7	2001	8-11	2009	8-10	2017	7-12
1970	4-8	1978	6-5	1986	4-8	1994	4-1	2002	10-9	2010	8-10	2018	7-12
1971	10-2	1979	6-6	1987	6-6	1995	1-11	2003	13-6	2011	6-12	2019	7-12
1972	6-6	1980	7-5	1988	6-6	1996	6-7	2004	8-11	2012	10-8	2020	5-5
1973	10-2	1981	4-4	1989	4-8	1997	3-8	2005	6-13	2013	9-10	2021	5-14
1974	4-8	1982	10-2	1990	6-6	1998	4-8	2006	8-10	2014	9-10	2022	7-12
1975	6-6	1983	5-7	1991	8-4	1999	5-7	2007	7-11	2015	10-9		359-413
1976	6-6	1984	6-6	1992	7-5	2000	7-5	2008	8-10	2016	5-14		

# ROYALS vs. TIGERS



**DETROIT TIGERS**  
**2022:** 66-96  
 4th, AL Central

\*does not include "home" game in Omaha on 6/13/19

## SERIES INFORMATION

ROYALS RECORD	W-L	DATE	SITE	TIME
All-Time	390-379	5/22	KC	6:40 CT
in Kansas City*	203-178	5/23	KC	6:40 CT
at Municipal Stadium (1969-72)	10-14	5/24	KC	6:40 CT
at Kauffman Stadium (1973-present)	193-164	6/19	DET	5:40 CT
in Detroit	186-201	6/20	DET	5:40 CT
at Tiger Stadium (1912-99)	87-92	6/21	DET	12:10 CT
at Comerica Park (2000-present)	99-109	7/17	KC	7:10 CT
Royals season series vs. Tigers	26-21-7	7/18	KC	7:10 CT
		7/19	KC	7:10 CT
		7/20	KC	1:10 CT
		9/26	DET	5:40 CT
		9/27	DET	5:40 CT
		9/28	DET	12:10 CT

**2022:** The Royals went 9-10 against the Tigers in 2022, falling just 1 win shy of matching their highest win total vs. any opponent (10-9 vs. the White Sox)...Kansas City lost the season series to Detroit for just the third time in the last 10 seasons (since 2013)...the two teams played a doubleheader on July 11—a makeup from an Easter Sunday rainout on April 17—and the Royals secured their first doubleheader sweep of the Tigers since Aug. 16, 2013...**Bobby Witt Jr.**, combined for 6 hits in that split double dip, which fell just 1 hit shy of the club record for the most in a twin bill...the Royals suffered an 8-4 loss on Sept. 10 at Kauffman Stadium in a game that was called after 7 1/2 innings and a 58-minute rain delay...after winning 8 of the first 13 meetings of the season, the Royals lost 5 of their final 6 games vs. the Tigers... their 75 runs scored in 19 games (3.9 R/G) vs. the Tigers were their most against any team in 2022, along with their 160 hits and .252 batting average (min. 250 AB).

**HISTORY:** The Royals are 390-379 (.507) all-time vs. the Tigers, which is their 3rd-highest win percentage against any opponent (min. 50 games), and their highest vs. any AL Central team...in 769 all-time games against Detroit, the Royals have averaged 4.7 runs per game, which is their highest mark vs. any team (min. 50 games)... they have gone 26-21-7 in season series play and have won seven of their last 10 season series since 2013...they are 193-164 all-time against the Tigers at *Kauffman Stadium*, including a 41-29 (.586) home record against them since the start of 2015.

## 2022 KC vs. DET

DATE	SITE	SCORE
4/14	KC	L 4-2
4/15	KC	L 2-1
4/16	KC	W 3-1
7/1	DET	W 3-1
7/2	DET	L 4-3
7/3	DET	W 7-4
7/11 (1)	KC	W 3-1
7/11 (2)	KC	W 7-3
7/12	KC	L 7-5
7/13	KC	W 5-2
9/2	DET	L 5-4
9/3	DET	W 12-2
9/4	DET	W 3-2
9/9	KC	L 10-2
9/10	KC	L 8-4 (8)
9/11	KC	W 4-0
9/27	DET	L 4-3 (10)
9/28	DET	L 2-1
9/29	DET	L 10-3

## LAST TRADE BETWEEN ROYALS AND TIGERS

DATE	ROYALS ACQUIRED	TIGERS ACQUIRED
4/20/12	Cash	RHP Zach Miner

## NOTABLE PLAYERS TO PLAY FOR BOTH TEAMS

PLAYER	w/KC	w/DET	PLAYER	w/KC	w/DET
Al Cowens	1974-79	1980-81	Johnny Damon	1995-2000	2010
Pat Sheridan	1981-85	1986-89	Tim Lincecum	1996-98	1994
Joe Randa	1995-96, 99-2004	1998	Omar Infante	2014-16	2002-07, 12-13

## SERIES HIGHS & SWEEPS

KANSAS CITY			DETROIT		
<b>Longest win streak</b>	8, Sept. 26, 2002-July 4, 2003		<b>Longest win streak</b>	11, April 3-July 15, 2006	
<b>Widest win margin</b>	21 (26-5), Sept. 9, 2004 at DET		<b>Widest win margin</b>	17 (17-0), July 19, 1991 at KC	
<b>Most runs</b>	26, Sept. 9, 2004 at DET		<b>Most runs</b>	19, July 21, 2008 at KC	
<b>2-game sweeps</b>	10		<b>2-game sweeps</b>	11	
<b>3-game sweeps</b>	20		<b>3-game sweeps</b>	24	
<b>4-game sweeps</b>	4		<b>4-game sweeps</b>	2	
<b>Last KC 2-game sweep at KC</b>	Aug. 28-29, 2018		<b>Last DET 2-game sweep at KC</b>	April 3-5, 2006	
<b>Last KC 2-game sweep at DET</b>	April 9-10, 2003		<b>Last DET 2-game sweep at DET</b>	March 31-April 2, 2014	
<b>Last KC 3-game sweep at KC</b>	July 23-25, 2021		<b>Last DET 3-game sweep at KC</b>	June 14-16, 2021	
<b>Last KC 3-game sweep at DET</b>	July 24-26, 2017		<b>Last DET 3-game sweep at DET</b>	Sept. 27-29, 2022	
<b>Last KC 4-game sweep at KC</b>	Sept. 19-21, 2005		<b>Last DET 4-game sweep at KC</b>	May 22-25, 2006	
<b>Last KC 4-game sweep at DET</b>	April 23-26, 2021		<b>Last DET 4-game sweep at DET</b>	Sept. 24-27, 2012	
<b>Most wins in KC</b>	8, 2001 (8-2)		<b>Most wins in KC</b>	9, 2006 (9-0)	
<b>Most wins in DET</b>	7 (2x), last 2008 (7-2)		<b>Most wins in DET</b>	8, 2012 (8-1)	

## YEAR-BY-YEAR RESULTS

YEAR	W-L	YEAR	W-L	YEAR	W-L	YEAR	W-L	YEAR	W-L	YEAR	W-L	YEAR	W-L
1969	4-8	1977	8-3	1985	7-5	1993	7-5	2001	11-8	2009	9-9	2017	11-8
1970	6-6	1978	6-4	1986	7-5	1994	8-4	2002	10-9	2010	8-10	2018	11-8
1971	4-8	1979	7-5	1987	7-5	1995	4-3	2003	14-5	2011	7-11	2019	9-10
1972	5-7	1980	10-2	1988	4-8	1996	6-6	2004	11-8	2012	5-13	2020	6-4
1973	8-4	1981	2-3	1989	6-6	1997	5-6	2005	9-10	2013	10-9	2021	11-8
1974	5-7	1982	6-6	1990	7-5	1998	6-6	2006	4-14	2014	6-13	2022	9-10
1975	6-6	1983	5-7	1991	4-8	1999	4-7	2007	7-11	2015	10-9		<b>390-379</b>
1976	8-4	1984	5-7	1992	5-7	2000	7-5	2008	11-7	2016	12-7		

# ROYALS vs. ASTROS



## HOUSTON ASTROS

2022: 106-56

1st, AL West

World Series Champions

### SERIES INFORMATION

#### ROYALS RECORD

	W-L
All-Time	38-50
in Kansas City	17-27
at Kauffman Stadium (1973-present)	17-27
in Houston	21-23
at Astrodome (1965-99)	1-2
at Minute Maid Park (1992-present)	20-21
Royals season series vs. Astros	9-9-1

#### 2023 KC vs. HOU

DATE	SITE	TIME
9/15	KC	7:10 CT
9/16	KC	6:10 CT
9/17	KC	1:10 CT
9/22	HOU	7:10 CT
9/23	HOU	6:10 CT
9/24	HOU	1:10 CT

**2022:** The Royals went just 2-5 vs. the Astros in 2022, but following a 10-3 Royals loss on June 3, the two teams went on to each score 32 runs over their final 6 meetings of the season...Kansas City has lost three of the last four season series vs. Houston since 2018, with the only exception being 2021 (4-3)...they scored a total of 22 runs over a 4-game set in Houston from July 4-7, matching their highest run total in any regular season series vs. the Astros (also June 15-17, 2010)...Astros starting pitchers entered that July series vs. the Royals with a 3.03 ERA—which ranked 3rd best in the Majors—but the Royals offense hit Houston starters to the tune of a 6.75 ERA (16 ER in 21.1 IP) through the 4 games...from July 4-6, the Royals became the only team in the Majors in 2022 to score at least 6 runs in 3 straight games against the Astros...Kansas City scored 35 runs in 7 total games vs. Houston (5.00 R/G), matching the Braves for the 2nd-highest rate by any team in 2022, behind only the Marlins (5.33 R/G).

#### 2022 KC vs. HOU

DATE	SITE	SCORE
6/3	KC	L 10-3
6/4	KC	W 6-0
6/5	KC	L 7-4
7/4	HOU	L 7-6
7/5	HOU	L 9-7
7/6	HOU	W 7-4
7/7	HOU	L 5-2

**HISTORY:** The Royals are 38-50 all-time against Houston, including 25-33 since the Astros moved to the American League in 2013...after going 25-19 vs. the Astros in regular season games from 2006-17, the Royals have gone just 8-18 against Houston since the start of 2018...the two teams have faced off once in the postseason, when the Royals defeated the Astros in 5 games in the 2015 American League Division Series, before ultimately going on to defeat the New York Mets in the Fall Classic to claim the franchise's second and most recent World Series Championship...in June 2004, the Royals, Astros and Athletics completed a three-team trade which sent 1999 Rookie of the Year **Carlos Beltrán** to Houston, as the Royals received catcher **John Buck** and cash from the Astros, along with **Mark Teahen** and **Mike Wood** from Oakland.

### LAST TRADE BETWEEN ROYALS AND ASTROS

DATE	ROYALS ACQUIRED	ASTROS ACQUIRED
7/31/13	OF Justin Maxwell	RHP Kyle Smith

### SERIES HIGHS & SWEEPS

KANSAS CITY				HOUSTON			
<b>Longest win streak</b>	6, June 7, 2013-April 17, 2014	<b>Longest win streak</b>	7, May 26, 2014-July 24, 2015				
<b>Widest win margin</b>	10 (12-2), May 7, 2019 at HOU	<b>Widest win margin</b>	9 (12-3), 4x, last Sept. 15, 2019 at KC				
<b>Most runs</b>	15, June 15, 2010 at KC	<b>Most runs</b>	14, July 8, 2001 at KC				
<b>2-game sweeps</b>	0	<b>2-game sweeps</b>	0				
<b>3-game sweeps</b>	2	<b>3-game sweeps</b>	6				
<b>4-game sweeps</b>	0	<b>4-game sweeps</b>	0				
<b>Last KC 2-game sweep at KC</b>	--	<b>Last HOU 2-game sweep at KC</b>	--				
<b>Last KC 2-game sweep at HOU</b>	--	<b>Last HOU 2-game sweep at HOU</b>	--				
<b>Last KC 3-game sweep at KC</b>	June 7-9, 2013	<b>Last HOU 3-game sweep at KC</b>	Sept. 13-15, 2019				
<b>Last KC 3-game sweep at HOU</b>	April 15-17, 2014	<b>Last HOU 3-game sweep at HOU</b>	June 29-July 1, 2015				
<b>Last KC 4-game sweep at KC</b>	--	<b>Last HOU 4-game sweep at KC</b>	--				
<b>Last KC 4-game sweep at HOU</b>	--	<b>Last HOU 4-game sweep at HOU</b>	--				
<b>Most wins in KC</b>	3 (2x), last 2021 (3-1)	<b>Most wins in KC</b>	3 (5x), last 2019 (3-0)				
<b>Most wins in HOU</b>	3 (2x), last 2016 (3-1)	<b>Most wins in HOU</b>	3 (2x), last 2022 (3-1)				

### YEAR-BY-YEAR RESULTS

YEAR	W-L	YEAR	W-L	YEAR	W-L	YEAR	W-L	YEAR	W-L	YEAR	W-L	YEAR	W-L
1997	2-1	2001	0-3	2005	1-2	2009	2-1	2013	4-2	2017	4-3	2021	4-3
1998	1-2	2002	-	2006	2-1	2010	2-1	2014	3-3	2018	1-5	2022	2-5
1999	0-3	2003	-	2007	-	2011	-	2015	2-4	2019	1-5		38-50
2000	1-2	2004	-	2008	-	2012	2-1	2016	4-3	2020	-		

### NOTABLE PLAYERS TO PLAY FOR BOTH TEAMS

PLAYER	w/KC	w/HOU	PLAYER	w/KC	w/HOU
John Mayberry	1972-77	1968-71	Zack Greinke	2004-10, 2022	2019-21
Carlos Beltrán	1998-2004	2004, 2017	Miguel Tejada	2013	2008-09



# ROYALS vs. ANGELS



**LOS ANGELES ANGELS**  
**2022:** 73-89  
 3rd, AL West

## SERIES INFORMATION

### ROYALS RECORD

	W-L
<b>All-Time</b>	294-307
<b>in Kansas City</b>	140-157
<b>at Municipal Stadium (1969-72)</b>	14-19
<b>at Kauffman Stadium (1973-present)</b>	126-138
<b>in Los Angeles</b>	154-150
<b>at Angel Stadium (1966-present)</b>	154-150
<b>Royals season series vs. Angels</b>	20-29-4

### 2023 KC vs. LAA

DATE	SITE	TIME
4/21	LAA	8:38 CT
4/22	LAA	8:07 CT
4/23	LAA	3:07 CT
6/16	KC	7:10 CT
6/17	KC	3:10 CT
6/18	KC	1:10 CT

**2022:** The Royals split the season series, 3-3, with the Angels in 2022, snapping a streak of three straight season series losses from 2018-19 and 2021, over which they went just 5-14...the Royals played one of their wildest games of the season on June 21 in Anaheim, an 11-inning contest in which they never trailed and held leads of 5-0, 6-1 and 10-7, all of which were erased by the Angels...in that game, the Royals matched a franchise record by using nine different pitchers—and all eight relievers in the bullpen—before an infield single sent home the game-winning run in extras, marking the 14th game in club history in which they won despite allowing at least 11 runs...the following month, the Royals blanked the Angels in the series opener in Kansas City on July 25, a 7-0 victory to mark their largest shutout win in almost two years and their largest shutout win vs. the Angels in *17 years*...Los Angeles then returned the favor, shutting out the Royals in back-to-back games from July 26-27 to kick off their season-long 31-inning scoreless streak.

### 2022 KC vs. LAA

DATE	SITE	SCORE
6/20	LAA	W 6-2
6/21	LAA	W 12-11 (11)
6/22	LAA	L 5-0
7/25	KC	W 7-0
7/26	KC	L 6-0
7/27	KC	L 4-0

**HISTORY:** The Royals are 294-307 all-time against the Angels and 20-29-4 in season series play...despite the losing record, Kansas City has pitched Los Angeles to the tune of a 3.77 ERA over 601 games, which is the 2nd-lowest mark by the franchise vs. any Major League team (min. 300.0 IP), trailing only its 3.75 ERA in 396 all-time games against the Brewers...from the club's inception in 1969 through 1996, the Royals went 210-183 (.534) against the Angels, a trend that has been reversed over the last 26 years as the Royals have gone just 84-124 (.404) since the start of 1997...these totals do not include the 2014 American League Division Series, in which Kansas City swept Los Angeles in 3 games en route to becoming American League Champions.

## LAST TRADE BETWEEN ROYALS AND ANGELS

DATE	ROYALS ACQUIRED	ANGELS ACQUIRED
4/4/18	Cash	RHP Miguel Almonte

## SERIES HIGHS & SWEEPS

KANSAS CITY			LOS ANGELES		
<b>Longest win streak</b>	12, May 1-Sept. 12, 1975		<b>Longest win streak</b>	9 (2x), last May 8-Sept. 6, 2009	
<b>Widest win margin</b>	15 (18-3), Aug. 10, 1996 at CAL		<b>Widest win margin</b>	15 (21-6), 2x, last Aug. 25, 2004 at ANA	
<b>Most runs</b>	18, Aug. 10, 1996 at CAL		<b>Most runs</b>	21, Aug. 25, 2004 at ANA	
<b>2-game sweeps</b>	7		<b>2-game sweeps</b>	13	
<b>3-game sweeps</b>	16		<b>3-game sweeps</b>	23	
<b>4-game sweeps</b>	3		<b>4-game sweeps</b>	2	
<b>Last KC 2-game sweep at KC</b>	Sept. 13-14, 1996		<b>Last LAA 2-game sweep at KC</b>	Sept. 19-20, 2006	
<b>Last KC 2-game sweep at LAA</b>	May 25-27, 1998		<b>Last LAA 2-game sweep at LAA</b>	Sept. 10-11, 1974	
<b>Last KC 3-game sweep at KC</b>	April 14-16, 2017		<b>Last LAA 3-game sweep at KC</b>	April 12-14, 2018	
<b>Last KC 3-game sweep at LAA</b>	April 10-12, 2015		<b>Last LAA 3-game sweep at LAA</b>	June 7-9, 2021	
<b>Last KC 4-game sweep at KC</b>	--		<b>Last LAA 4-game sweep at KC</b>	May 23-26, 2013	
<b>Last KC 4-game sweep at LAA</b>	May 6-9, 1996		<b>Last LAA 4-game sweep at LAA</b>	--	
<b>Most wins in KC</b>	6 (2x), last 1989 (6-1)		<b>Most wins in KC</b>	6 (2x), last 2009 (6-1)	
<b>Most wins in LAA</b>	8, 1975 (8-1)		<b>Most wins in LAA</b>	6 (2x), last 1982 (6-1)	

## YEAR-BY-YEAR RESULTS

YEAR	W-L	YEAR	W-L	YEAR	W-L	YEAR	W-L	YEAR	W-L	YEAR	W-L	YEAR	W-L
1969	9-9	1977	9-6	1985	9-4	1993	7-6	2001	4-5	2009	1-9	2017	6-1
1970	8-10	1978	6-9	1986	5-8	1994	4-6	2002	3-6	2010	3-7	2018	1-6
1971	10-8	1979	6-7	1987	8-5	1995	7-5	2003	3-6	2011	7-3	2019	2-4
1972	6-9	1980	8-5	1988	8-5	1996	8-4	2004	0-7	2012	4-5	2020	-
1973	8-10	1981	6-0	1989	9-4	1997	5-6	2005	2-7	2013	2-5	2021	2-4
1974	10-8	1982	6-7	1990	6-7	1998	5-6	2006	3-7	2014	3-3	2022	3-3
1975	14-4	1983	7-6	1991	4-9	1999	5-7	2007	5-2	2015	6-1	<b>294-307</b>	
1976	10-8	1984	7-6	1992	5-8	2000	6-6	2008	2-3	2016	1-5		

## NOTABLE PLAYERS TO PLAY FOR BOTH TEAMS

PLAYER	w/KC	w/LAA	PLAYER	w/KC	w/LAA
Fred Patek	1971-79	1980-81	Kevin Appier	1989-99, 2003-04	2002-03
Willie Aikens	1980-83	1977-79	Chili Davis	1997	1988-90, 1993-96
Mark Gubicza	1984-96	1997	David DeJesus	2003-10	2015
Bo Jackson	1986-90	1994	<b>Zack Greinke</b>	<b>2004-10, 2022</b>	<b>2012</b>

# ROYALS vs. TWINS



**MINNESOTA TWINS**  
**2022:** 78-84  
 3rd, AL Central

SERIES INFORMATION			2023 KC vs. MIN		
ROYALS RECORD	W-L	DATE	SITE	TIME	
<b>All-Time</b>	413-444	3/30	KC	3:10 CT	
<b>in Kansas City</b>	226-206	4/1	KC	3:10 CT	
<b>at Municipal Stadium (1969-72)</b>	19-17	4/2	KC	1:10 CT	
<b>at Kauffman Stadium (1973-present)</b>	207-189	4/27	MIN	6:40 CT	
<b>in Minnesota</b>	187-238	4/28	MIN	3:10 CT	
<b>at Metropolitan Stadium (1961-81)</b>	47-59	4/29	MIN	1:10 CT	
<b>at Metrodome (1982-2009)</b>	90-113	4/30	MIN	1:10 CT	
<b>at Target Field (2010-present)</b>	50-66	7/3	MIN	6:40 CT	
<b>Royals season series vs. Twins</b>	23-26-5	7/4	MIN	1:10 CT	
		7/5	MIN	6:40 CT	
		7/28	KC	7:10 CT	
		7/29	KC	6:10 CT	
		7/30	KC	1:10 CT	

**2022:** The Royals went 7-12 vs. the Twins in 2022, matching the Guardians for their most losses against any opponent...the 12 losses were their most to the Twins since going 5-14 in 2019, and it marked the third time in the last six seasons that they had double-digit losses vs. Minnesota...the Royals suffered a 7-game losing skid to the Twins from May 29-Sept. 15—all of which came at Target Field—matching the club's all-time longest losing streak vs. Minnesota...their skid was snapped on Sept. 20 with a 5-4 win in Kansas City, closing the book on a stretch in which they were outscored 37-10 (-27)...the Royals went on to sweep the Twins in that final meeting of the season, marking their first sweep of Minnesota in more than two years, since Aug. 7-9, 2020, while it was their first 3-game sweep against *any opponent* since Aug. 6-9, 2021.

**HISTORY:** The Royals are 413-444 (.482) all-time against Minnesota, which marks their most wins against any single opponent, just ahead of their 411 wins vs. the White Sox...since 2004, the Royals have gone 6-11-2 in season series play, however all six of those season series victories have come within the last 10 years since 2013, a stretch in which they've gone 98-83 (.541) vs. the Twins while outscoring them 857-790 (+67)...the Royals posted a winning record (35-30) at Target Field from its opening in 2010 through 2016, however in the past six seasons, they've gone 15-36 (.294) at that ballpark, including 7 straight losses there from May 29-Sept. 15, 2022.

2022 KC vs. MIN		
DATE	SITE	SCORE
4/19	KC	W 4-3
4/20	KC	W 2-0
4/21	KC	L 1-0
5/20	KC	L 6-4
5/21	KC	L 9-2
5/22	KC	L 7-6
5/26	MIN	W 3-2
5/27	MIN	L 10-7
5/28	MIN	W 7-3
5/29	MIN	L 7-3
8/15	MIN	L 4-2
8/16	MIN	L 9-0
8/17	MIN	L 4-0
9/13	MIN	L 6-3
9/14	MIN	L 4-0
9/15	MIN	L 3-2
9/20	KC	W 5-4
9/21	KC	W 5-2
9/22	KC	W 4-1

LAST TRADE BETWEEN ROYALS AND TWINS		
DATE	ROYALS ACQUIRED	TWINS ACQUIRED
1/24/23	RHP Steven Cruz, LHP Evan Sisk	OF Michael A. Taylor

NOTABLE PLAYERS TO PLAY FOR BOTH TEAMS					
PLAYER	w/KC	w/MIN	PLAYER	w/KC	w/MIN
Harmon Killebrew	1975	1961-74	Chili Davis	1997	1991-92
Gary Gaetti	1993-95	1981-90	Ervin Santana	2013, 2021	2015-18
Greg Gagne	1993-95	1983-92	Kendrys Morales	2015-16	2014

SERIES HIGHS & SWEEPS					
KANSAS CITY			MINNESOTA		
<b>Longest win streak</b>	8, Oct. 2, 2015-May 24, 2016		<b>Longest win streak</b>	7 (5x), last May 29-Sept. 15, 2022	
<b>Widest win margin</b>	17 (23-6), April 6, 1974 at KC		<b>Widest win margin</b>	18 (19-1), July 26, 2010 at KC	
<b>Most runs</b>	23, April 6, 1974 at KC		<b>Most runs</b>	19, July 26, 2010 at KC	
<b>2-game sweeps</b>	7		<b>2-game sweeps</b>	8	
<b>3-game sweeps</b>	24		<b>3-game sweeps</b>	32	
<b>4-game sweeps</b>	3		<b>4-game sweeps</b>	3	
<b>Last KC 2-game sweep at KC</b>	Sept. 13-14, 2011		<b>Last MIN 2-game sweep at KC</b>	April 2-3, 2019	
<b>Last KC 2-game sweep at MIN</b>	July 4-5, 1973		<b>Last MIN 2-game sweep at MIN</b>	April 20-21, 2005	
<b>Last KC 3-game sweep at KC</b>	Sept. 20-22, 2022		<b>Last MIN 3-game sweep at KC</b>	May 20-22, 2022	
<b>Last KC 3-game sweep at MIN</b>	Oct. 2-4, 2015		<b>Last MIN 3-game sweep at MIN</b>	Sept. 13-15, 2022	
<b>Last KC 4-game sweep at KC</b>	Aug. 18-21, 2016		<b>Last MIN 4-game sweep at KC</b>	June 2-5, 2011	
<b>Last KC 4-game sweep at MIN</b>	May 7-10, 1999		<b>Last MIN 4-game sweep at MIN</b>	June 29-July 2, 1970	
<b>Most wins in KC</b>	9, 2016 (9-1)		<b>Most wins in KC</b>	8, 2002 (8-2)	
<b>Most wins in MIN</b>	8, 2013 (8-2)		<b>Most wins in MIN</b>	8 (4x), last 2022 (8-2)	

YEAR-BY-YEAR RESULTS													
YEAR	W-L	YEAR	W-L	YEAR	W-L	YEAR	W-L	YEAR	W-L	YEAR	W-L	YEAR	W-L
1969	8-10	1977	10-5	1985	7-6	1993	7-6	2001	6-13	2009	6-12	2017	8-11
1970	5-13	1978	7-8	1986	6-7	1994	6-4	2002	5-14	2010	5-13	2018	10-9
1971	9-9	1979	7-6	1987	8-5	1995	6-7	2003	11-8	2011	8-10	2019	5-14
1972	9-9	1980	5-8	1988	7-6	1996	6-7	2004	7-12	2012	7-11	2020	5-5
1973	9-9	1981	9-4	1989	7-6	1997	7-5	2005	6-13	2013	15-4	2021	10-9
1974	8-10	1982	7-6	1990	8-5	1998	7-5	2006	7-12	2014	11-8	2022	7-12
1975	11-7	1983	6-7	1991	6-7	1999	5-8	2007	9-9	2015	12-7		413-444
1976	10-8	1984	6-7	1992	6-7	2000	7-5	2008	6-12	2016	15-4		

# ROYALS vs. YANKEES



**NEW YORK YANKEES**  
 2022: 99-63  
 1st, AL East

## SERIES INFORMATION

ROYALS RECORD	W-L	DATE	SITE	TIME
<b>All-Time</b>	202-310-1	7/21	NY Yankees	6:05 CT
<b>in Kansas City</b>	115-138-1	7/22	NY Yankees	12:05 CT
<b>at Municipal Stadium (1969-72)</b>	11-13-1	7/23	NY Yankees	12:35 CT
<b>at Kauffman Stadium (1973-present)</b>	104-125	9/29	KC	7:10 CT
<b>in New York</b>	87-172	9/30	KC	6:10 CT
<b>at Yankee Stadium I (1923-73, 1976-2008)</b>	67-134	10/1	KC	2:10 CT
<b>at Shea Stadium (1974-75)</b>	5-7			
<b>at Yankee Stadium II (2009-present)</b>	15-31			
<b>Royals season series vs. Yankees</b>	10-34-9			

## 2022 KC vs. NYY

DATE	SITE	SCORE
4/29	KC	L 12-2 (8)
4/30	KC	L 3-0
5/1	KC	L 6-4
7/28	NY Yankees	L 1-0
7/29	NY Yankees	L 11-5
7/30	NY Yankees	L 8-2
7/31	NY Yankees	W 8-6

**2022:** The Royals lost each of their first 6 games against the Yankees in 2022—a stretch in which they were outscored 41-13 (-28)—before snapping the skid with a 8-6 win at Yankee Stadium on July 31...in their first meeting on April 29, the Royals suffered a 12-2 loss to the Yankees in a rain-shortened game, marking the 18th game in the 50-season history of Kauffman Stadium that was scheduled for 9 innings but was not completed...in their first game in the Bronx in 2022 on July 28, the Royals suffered a 1-0, walk-off loss despite a dominant outing from starter **Brady Singer**, who became the eighth pitcher since 1901 to record 7.0 scoreless innings with 1 hit allowed and 10 strikeouts against the Yankees...Kansas City avoided the season series sweep with a victory on July 31, when **Salvador Perez** hit a 3-run homer in the 9th inning to turn a 1-run deficit into a 2-run lead, marking the Royals first lead-changing home run vs. the Yankees in the 9th inning or later since The Pine Tar Game on July 24, 1983.

**HISTORY:** The Royals are 202-310-1 (.395) all-time vs. the Yankees, which is their 2nd-worst win pct. vs. any opponent (min. 50 G), higher than only their .392 win pct. vs. St. Louis...the Royals have lost 18 of their last 22 season series vs. the Yankees since 2000, with their only win in that stretch coming in 2014 (4-3)...Kansas City has faced New York in the postseason more than any other team, and in 17 playoff games vs. the Yankees, the Royals have gone 8-9, including an American League Championship Series victory in 1980 in which Kansas City swept New York in 3 games before losing its first World Series in franchise history to the Phillies.

## LAST TRADE BETWEEN ROYALS AND YANKEES

DATE	ROYALS ACQUIRED	YANKEES ACQUIRED
7/27/22	RHP Chandler Champlain, LHP T.J. Sikkema, RHP Beck Way	OF Andrew Benintendi

## SERIES HIGHS & SWEEPS

KANSAS CITY		NEW YORK	
<b>Longest win streak</b>	5 (2x), last May 26-July 4, 1990	<b>Longest win streak</b>	12, Aug. 13, 1997-Aug. 18, 1998
<b>Widest win margin</b>	13 (14-1), June 6, 1982 at NYY	<b>Widest win margin</b>	14 (15-1), July 26, 1996 at NYY
<b>Most runs</b>	17, Sept. 13, 2004 at KC	<b>Most runs</b>	18, Sept. 5, 1982 at KC
<b>2-game sweeps</b>	1	<b>2-game sweeps</b>	6
<b>3-game sweeps</b>	10	<b>3-game sweeps</b>	25
<b>4-game sweeps</b>	0	<b>4-game sweeps</b>	1
<b>Last KC 2-game sweep at KC</b>	--	<b>Last NYY 2-game sweep at KC</b>	Aug. 17-18, 1998
<b>Last KC 2-game sweep at NYY</b>	June 4-6, 1982	<b>Last NYY 2-game sweep at NYY</b>	April 9-11, 1996
<b>Last KC 3-game sweep at KC</b>	May 31-June 2, 2005	<b>Last NYY 3-game sweep at KC</b>	April 29-May 1, 2022
<b>Last KC 3-game sweep at NYY</b>	June 3-5, 1994	<b>Last NYY 3-game sweep at NYY</b>	May 25-27, 2015
<b>Last KC 4-game sweep at KC</b>	--	<b>Last NYY 4-game sweep at KC</b>	--
<b>Last KC 4-game sweep at NYY</b>	--	<b>Last NYY 4-game sweep at NYY</b>	Aug. 7-9, 1998
<b>Most wins in KC</b>	5 (4x), last 1990 (5-1)	<b>Most wins in KC</b>	6, 2007 (6-1)
<b>Most wins in NYY</b>	4 (4x), last 1991 (4-2)	<b>Most wins in NYY</b>	6 (3x), last 1987 (6-0)

## YEAR-BY-YEAR RESULTS

YEAR	W-L	YEAR	W-L	YEAR	W-L	YEAR	W-L	YEAR	W-L	YEAR	W-L	YEAR	W-L
1969	5-7-1	1977	5-5	1985	5-7	1993	6-6	2001	0-6	2009	2-4	2017	2-5
1970	1-11	1978	6-5	1986	4-8	1994	4-2	2002	1-5	2010	3-5	2018	2-5
1971	5-7	1979	5-7	1987	5-7	1995	3-7	2003	2-4	2011	3-3	2019	2-5
1972	7-5	1980	8-4	1988	6-6	1996	4-8	2004	1-5	2012	3-4	2020	-
1973	6-6	1981	2-10	1989	6-6	1997	3-8	2005	3-3	2013	2-5	2021	2-4
1974	4-8	1982	5-7	1990	8-4	1998	0-10	2006	2-7	2014	4-3	2022	1-6
1975	7-5	1983	6-6	1991	7-5	1999	5-4	2007	1-9	2015	2-4	2021-2022	
1976	7-5	1984	5-7	1992	5-7	2000	2-8	2008	5-5	2016	2-5	2021-2022	

## NOTABLE PLAYERS TO PLAY FOR BOTH TEAMS

PLAYER	w/KC	w/NYY	PLAYER	w/KC	w/NYY
Lou Piniella	1969-73	1974-84	Danny Tartabull	1987-91	1992-95
Larry Gura	1976-85	1974-75	Johnny Damon	1995-2000	2006-09
David Cone	1986, 1993-94	1995-2000	Carlos Beltrán	1998-2004	2014-16

# ROYALS vs. ATHLETICS



**OAKLAND ATHLETICS**  
**2022:** 60-102  
 5th, AL West

## SERIES INFORMATION

ROYALS RECORD	W-L	DATE	SITE	TIME
<b>All-Time</b>	272-335	5/5	KC	7:10 CT
<b>in Kansas City</b>	150-154	5/6	KC	6:10 CT
<b>at Municipal Stadium (1969-72)</b>	16-20	5/7	KC	1:10 CT
<b>at Kauffman Stadium (1973-present)</b>	134-134	8/21	OAK	8:40 CT
<b>in Oakland</b>	122-181	8/22	OAK	8:40 CT
<b>at Oakland Coliseum (1966-present)</b>	122-181	8/23	OAK	2:37 CT
<b>Royals season series vs. Athletics</b>	16-32-5			

## 2022 KC vs. OAK

DATE	SITE	SCORE
6/17	OAK	W 5-1
6/18	OAK	W 2-0
6/19	OAK	L 4-0
6/24	KC	W 3-1
6/25	KC	L 9-7
6/26	KC	L 5-3

**2022:** The Royals went an even 3-3 vs. the Athletics in 2022, including a pair of wins in Oakland during a West Coast swing in June...all 6 meetings with the A's came within a span of 9 games, and their first contest on June 17 kicked off a stretch of 12 consecutive games vs. AL West opponents...with back-to-back wins from June 17-18 at the Coliseum, Kansas City clinched its first series win over the A's since Aug. 14-16, 2017, and their 2-0 win on June 18 marked their first shutout win vs. Oakland since June 9, 2018...following a 3-1 win on June 24 in which they clinched no worse than a split in the season series, the Royals dropped their final 2 games vs. Oakland from June 25-26, over which the two teams combined to score 24 runs, after scoring a combined 16 runs in their first 4 meetings of the season...the Royals pitched to a 2.72 ERA (16 ER in 53.0 IP) against the A's in 2022, which was their lowest mark against any opponent.

**HISTORY:** The Royals are 272-335 all-time vs. the Athletics, including 16-32-5 in season series...Kansas City has not won a season series over Oakland since 2015 (5-1) and they have lost four of their last six season sets, with two splits...from 2000-06, the Royals went 18-45 (.286) vs. the A's, however in the nine years that followed from 2007-15, they posted a winning 37-36 (.507) record...the two teams have faced off twice in the postseason, including the 1981 American League Division Series in which the Athletics swept the Royals in 3 games...In 2014, the Royals defeated the Athletics in the Wild Card Game with a 9-8 victory in 12 innings, courtesy of a walk-off RBI single from **Salvador Perez** to keep the season alive, before they ultimately fell in the World Series.

## LAST TRADE BETWEEN ROYALS AND ATHLETICS

DATE	ROYALS ACQUIRED	ATHLETICS ACQUIRED
7/27/19	RHP Ismael Aquino, OF Dairon Blanco	LHP Jake Diekmann

## SERIES HIGHS & SWEEPS

KANSAS CITY		OAKLAND	
<b>Longest win streak</b>	8, Sept. 4, 1978-June 18, 1979	<b>Longest win streak</b>	10, May 31, 2003-May 23, 2004
<b>Widest win margin</b>	16 (16-0), June 25, 1984 at KC	<b>Widest win margin</b>	18 (21-3), June 18, 2000 at KC
<b>Most runs</b>	16 (7x), last Sept. 14, 1998 at KC	<b>Most runs</b>	21, June 18, 2000 at KC
<b>2-game sweeps</b>	3	<b>2-game sweeps</b>	12
<b>3-game sweeps</b>	9	<b>3-game sweeps</b>	17
<b>4-game sweeps</b>	3	<b>4-game sweeps</b>	2
<b>Last KC 2-game sweep at KC</b>	Sept. 14-15, 1998	<b>Last OAK 2-game sweep at KC</b>	April 28-30, 2006
<b>Last KC 2-game sweep at OAK</b>	Sept. 8-9, 1969	<b>Last OAK 2-game sweep at OAK</b>	May 12-13, 2009
<b>Last KC 3-game sweep at KC</b>	Sept. 2-4, 2008	<b>Last OAK 3-game sweep at KC</b>	July 16-18, 2010
<b>Last KC 3-game sweep at OAK</b>	June 26-28, 2015	<b>Last OAK 3-game sweep at OAK</b>	May 17-19, 2013
<b>Last KC 4-game sweep at KC</b>	Aug. 1-4, 1994	<b>Last OAK 4-game sweep at KC</b>	Sept. 12-15, 2016
<b>Last KC 4-game sweep at OAK</b>	--	<b>Last OAK 4-game sweep at OAK</b>	Sept. 26-28, 1977
<b>Most wins in KC</b>	6 (4x), last 1978 (6-2)	<b>Most wins in KC</b>	6 (2x), last 1971 (6-3)
<b>Most wins in OAK</b>	5 (2x), last 2007 (5-2)	<b>Most wins in OAK</b>	8, 1975 (8-1)

## YEAR-BY-YEAR RESULTS

YEAR	W-L	YEAR	W-L	YEAR	W-L	YEAR	W-L	YEAR	W-L	YEAR	W-L		
1969	8-10	1977	9-6	1985	8-5	1993	6-7	2001	3-6	2009	2-6	2017	3-3
1970	7-11	1978	10-5	1986	8-5	1994	7-3	2002	1-8	2010	3-6	2018	2-5
1971	5-13	1979	9-4	1987	5-8	1995	5-8	2003	2-7	2011	4-5	2019	2-5
1972	7-11	1980	6-7	1988	8-5	1996	5-7	2004	2-7	2012	5-4	2020	-
1973	8-10	1981	3-3	1989	7-6	1997	3-8	2005	2-4	2013	1-5	2021	2-5
1974	8-10	1982	7-6	1990	4-9	1998	7-4	2006	4-5	2014	5-2	2022	3-3
1975	7-11	1983	7-6	1991	6-7	1999	6-6	2007	6-4	2015	5-1		272-335
1976	9-9	1984	5-8	1992	4-9	2000	4-8	2008	6-3	2016	1-6		

## NOTABLE PLAYERS TO PLAY FOR BOTH TEAMS

PLAYER	w/KC	w/OAK	PLAYER	w/KC	w/OAK
Willie Wilson	1976-90	1991-92	Mike Sweeney	1995-2007	2008
Danny Tartabull	1987-91	1995	Jermaine Dye	1997-2001	2001-2004
Kevin Appier	1989-99, 2003-04	1999-2000	Joakim Soria	2007-11, 2016-17	2019-20

# ROYALS vs. MARINERS



**SEATTLE MARINERS**  
**2022:** 90-72  
 2nd, AL West

SERIES INFORMATION		2023 KC vs. SEA		
ROYALS RECORD	W-L	DATE	SITE	TIME
<b>All-Time</b>	238-228	8/14	KC	7:10 CT
<b>in Kansas City</b>	129-109	8/15	KC	7:10 CT
<b>at Kauffman Stadium (1973-present)</b>	129-109	8/16	KC	7:10 CT
<b>in Seattle</b>	109-119	8/17	KC	1:10 CT
<b>at Kingdome (1977-99)</b>	74-69	8/25	SEA	9:10 CT
<b>at T-Mobile Park (1999-present)</b>	35-50	8/26	SEA	3:10 CT
<b>Royals season series vs. Mariners</b>	26-19-0	8/27	SEA	3:10 CT

**2022:** The Royals went 2-4 against the Mariners in 2022, including getting swept in a 3-game series in Seattle in April...in their first meeting of the season on April 22, **Salvador Perez** scored the Royals lone run with a home run in the 6th inning to mark his 5th consecutive game with a home run at T-Mobile Park, including a homer in all 4 games played there from Aug. 26-29, 2021...Perez's 5-game homer streak is the longest in the 24-year history of the ballpark...the Royals suffered a 5-4 loss to the Mariners in 12 innings on April 24, which marked their longest game (by innings) of the season...the Royals hosted Seattle at Kauffman Stadium for their final home series of the 2022 campaign, which concluded with the most dramatic win of the season on Sept. 25, when the Royals overcame an 11-2 deficit to win 13-12 over the playoff-bound Mariners, matching the largest comeback in franchise history...in that game, the Royals erupted for *11 runs* in the bottom of the 6th, matching the 2nd-highest-scoring inning in franchise history...their 9-run comeback was the first such comeback in the Majors since July 5, 2018, when the Nationals overcame a 9-0 deficit to beat the Marlins, 14-12...in between those 2 games, teams went 820-0 when leading by at least 9 runs.

**HISTORY:** The Royals are 238-228 (.511) all-time vs. the Mariners, who are one of nine teams that the Royals own an all-time winning record against...from the Mariners inception in 1977 through 1996, the Royals won 17 of 20 season series, posting a 148-110 (.574) record, however they are just 9-16-0 in series play since 1997, a stretch in which they own a 90-118 (.433) record...in 13 games since the start of 2021, the Royals have averaged 5.2 runs per game vs. the Mariners, which is the 4th-highest rate by any team vs. Seattle over that stretch, behind only the Red Sox (5.9 R/G), Phillies (5.7) and Padres (5.4)...all-time, the Royals are averaging 4.5 runs/game vs. Seattle.

LAST TRADE BETWEEN ROYALS AND MARINERS		
DATE	ROYALS ACQUIRED	MARINERS ACQUIRED
8/1/22	LHP Anthony Misiewicz	Cash

KANSAS CITY		SEATTLE	
<b>Longest win streak</b>	12, May 23-Sept. 26, 1978	<b>Longest win streak</b>	10, June 14-Sept. 24, 1985
<b>Widest win margin</b>	15 (16-1), April 24, 1977 at SEA	<b>Widest win margin</b>	13 (16-3), 3x, last Aug. 17, 2004 at KC
<b>Most runs</b>	17, July 3, 2007 at KC	<b>Most runs</b>	18, July 17, 1998 at SEA
<b>2-game sweeps</b>	3	<b>2-game sweeps</b>	2
<b>3-game sweeps</b>	9	<b>3-game sweeps</b>	12
<b>4-game sweeps</b>	4	<b>4-game sweeps</b>	4
<b>Last KC 2-game sweep at KC</b>	May 6-7, 2009	<b>Last SEA 2-game sweep at KC</b>	May 27-28, 2003
<b>Last KC 2-game sweep at SEA</b>	Sept. 18-19, 1978	<b>Last SEA 2-game sweep at SEA</b>	--
<b>Last KC 3-game sweep at KC</b>	June 5-7, 1992	<b>Last SEA 3-game sweep at KC</b>	June 20-22, 2014
<b>Last KC 3-game sweep at SEA</b>	July 3-5, 2017	<b>Last SEA 3-game sweep at SEA</b>	April 22-24, 2022
<b>Last KC 4-game sweep at KC</b>	Sept. 15-18, 2008	<b>Last SEA 4-game sweep at KC</b>	April 8-11, 2019
<b>Last KC 4-game sweep at SEA</b>	Aug. 17-20, 1989	<b>Last SEA 4-game sweep at SEA</b>	July 26-29, 2012
<b>Most wins in KC</b>	7, 1978 (7-1)	<b>Most wins in KC</b>	6, 1985 (6-0)
<b>Most wins in SEA</b>	7, 1977 (7-1)	<b>Most wins in SEA</b>	5 (3x), last 2000 (5-1)

YEAR-BY-YEAR RESULTS													
YEAR	W-L	YEAR	W-L	YEAR	W-L	YEAR	W-L	YEAR	W-L	YEAR	W-L	YEAR	W-L
1977	11-4	1984	9-4	1991	7-6	1998	4-6	2005	2-7	2012	1-7	2019	2-5
1978	12-3	1985	3-10	1992	7-6	1999	7-5	2006	3-5	2013	4-3	2020	-
1979	7-6	1986	5-8	1993	7-6	2000	4-8	2007	3-6	2014	2-5	2021	4-3
1980	7-6	1987	9-4	1994	6-4	2001	3-6	2008	7-2	2015	4-2	2022	2-4
1981	6-7	1988	7-5	1995	7-5	2002	3-6	2009	5-4	2016	3-4	<b>238-228</b>	
1982	7-6	1989	9-4	1996	7-5	2003	4-5	2010	5-4	2017	5-2		
1983	8-5	1990	7-6	1997	5-6	2004	2-5	2011	5-3	2018	1-5		

NOTABLE PLAYERS TO PLAY FOR BOTH TEAMS					
PLAYER	w/KC	w/SEA	PLAYER	w/KC	w/SEA
Al Cowens	1974-79	1982-86	Mike Sweeney	1995-2007	2009-10
Steve Balboni	1984-88	1988	Raúl Ibáñez	2001-03, 14	1996-2000, 04-08, 13
Danny Tartabull	1987-91	1984-86	Anthony Misiewicz	2022	2020-22

# ROYALS vs. RAYS



**TAMPA BAY RAYS**  
**2022: 86-76**  
 3rd, AL East

## SERIES INFORMATION

ROYALS RECORD	W-L	2023 KC vs. TB		
DATE	SITE	TIME		
<b>All-Time</b>	85-95	6/22	TB	5:40 CT
<b>in Kansas City</b>	47-37	6/23	TB	5:40 CT
<b>at Kauffman Stadium (1973-present)</b>	47-37	6/24	TB	3:10 CT
<b>in Tampa Bay</b>	38-58	6/25	TB	12:40 CT
<b>at Tropicana Field (1998-present)</b>	38-58	7/14	KC	7:10 CT
<b>Royals season series vs. Rays</b>	11-11-2	7/15	KC	6:10 CT
		7/16	KC	1:10 CT

**2022:** The Royals went 3-4 against Tampa Bay in 2022, losing the season series for the fourth straight year in which they've met since 2018...the Royals hosted the Rays at Kauffman Stadium in July and dropped the first game, before winning each of the next 2 contests to win their first series vs. the Rays since May 8-11, 2017 in St. Petersburg (3-1)...their victory on July 24 marked their first win in a series-deciding game vs. Tampa Bay since July 9, 2014 at Tropicana Field, while it also marked their first series win vs. any AL East opponent since June 18-20, 2021, snapping an 11-set drought in which they lost 9 and split 2...in a 4-game series the following month at Tropicana Field, the Royals lone win came on Aug. 19, a game in which **Michael Massey** sent home the game-winning run in the top of the 10th inning with a sacrifice fly, becoming the first Royals *rookie* to record a game-winning RBI in extra innings since 2016...Kansas City lost each of the next 2 games in St. Pete, suffering a 4-game series loss to the Rays for the first time since they were swept from Aug. 20-23, 2018 at The Trop...Tampa Bay held them to just 4 hits in each game from Aug. 19-21, marking their longest such skid since July 27-29, 1998.

**HISTORY:** The Royals are 85-95 all-time against the Rays despite being an even 11-11-2 all-time in season series...since 2018, the Royals have gone just 8-19 (.296) vs. Tampa Bay, which comes on the heels of a six-year stretch from 2012-17 in which the Royals won every season series and posted a 29-11 (.725) record...on Oct. 30, 2022, the Royals named **Matt Quatraro** the 18th full-time Manager in franchise history, after serving on Tampa Bay's Major League coaching staff for the previous five seasons, including one year as the Rays Third Base Coach and four as the Bench Coach...two weeks later, Kansas City announced **Paul Hoover**—formerly the Rays Major League Field Coordinator—was named the Royals new Bench Coach.

## LAST TRADE BETWEEN ROYALS AND RAYS

DATE	ROYALS ACQUIRED	RAYS ACQUIRED
8/27/20	IF Lucius Fox	OF Brett Phillips

## SERIES HIGHS & SWEEPS

KANSAS CITY		TAMPA BAY	
<b>Longest win streak</b>	7, July 9, 2014-Aug. 29, 2015	<b>Longest win streak</b>	10, Aug. 30, 2017-April 23, 2019
<b>Widest win margin</b>	10 (11-1), 2x, last Aug. 26, 2013 at KC	<b>Widest win margin</b>	12 (12-0), 2x, last Aug. 28, 2017 at KC
<b>Most runs</b>	12, July 8, 2007 at KC	<b>Most runs</b>	14, April 20, 2021 at KC
<b>2-game sweeps</b>	3	<b>2-game sweeps</b>	0
<b>3-game sweeps</b>	4	<b>3-game sweeps</b>	6
<b>4-game sweeps</b>	1	<b>4-game sweeps</b>	4
<b>Last KC 2-game sweep at KC</b>	April 30-May 1, 2013	<b>Last TB 2-game sweep at KC</b>	--
<b>Last KC 2-game sweep at TB</b>	May 13-14, 1998	<b>Last TB 2-game sweep at TB</b>	--
<b>Last KC 3-game sweep at KC</b>	May 30-June 1, 2016	<b>Last TB 3-game sweep at KC</b>	May 14-16, 2018
<b>Last KC 3-game sweep at TB</b>	Aug. 21-23, 1998	<b>Last TB 3-game sweep at TB</b>	June 2-4, 2009
<b>Last KC 4-game sweep at KC</b>	July 7-9, 2015	<b>Last TB 4-game sweep at KC</b>	July 27-30, 2000
<b>Last KC 4-game sweep at TB</b>	--	<b>Last TB 4-game sweep at TB</b>	Aug. 20-23, 2018
<b>Most wins in KC</b>	4, 2015 (4-0)	<b>Most wins in KC</b>	4, 2000 (4-2)
<b>Most wins in TB</b>	5, 1998 (5-0)	<b>Most wins in TB</b>	6, 2009 (6-1)

## YEAR-BY-YEAR RESULTS

YEAR	W-L	YEAR	W-L	YEAR	W-L	YEAR	W-L	YEAR	W-L	YEAR	W-L
1998	8-3	2002	4-2	2006	1-5	2010	4-4	2014	4-2	2018	0-7
1999	2-8	2003	4-3	2007	4-3	2011	2-5	2015	6-1	2019	3-4
2000	5-5	2004	3-6	2008	3-5	2012	4-2	2016	5-2	2020	-
2001	4-2	2005	3-5	2009	1-9	2013	6-1	2017	4-3	2021	2-4
											<b>85-95</b>

## NOTABLE PLAYERS TO PLAY FOR BOTH TEAMS

PLAYER	w/KC	w/TB	PLAYER	w/KC	w/TB
Johnny Damon	1995-2000	2011	James Shields	2013-14	2006-12
David DeJesús	2003-10	2013-15	Wade Davis	2013-16, 2021	2009-12
Jake Odorizzi	2012	2013-17	Ben Zobrist	2015	2006-14

# ROYALS vs. RANGERS



**TEXAS RANGERS**  
2022: 68-94  
4th, AL West

## SERIES INFORMATION

ROYALS RECORD	W-L	2023 KC vs. TEX		
DATE	SITE	TIME		
All-Time	286-291	4/10	TEX	7:05 CT
in Kansas City	157-134	4/11	TEX	7:05 CT
at Municipal Stadium (1969-72)	14-13	4/12	TEX	7:05 CT
at Kauffman Stadium (1973-present)	143-121	4/17	KC	6:40 CT
in Washington/Texas	129-157	4/18	KC	6:40 CT
at RFK Memorial Stadium (1962-71)	13-5	4/19	KC	1:10 CT
at Arlington Stadium (1972-93)	74-77			
at Globe Life Park (1994-2019)	41-70			
at Globe Life Field (2020-present)	1-5			
Royals season series vs. Rangers	22-26-5			

**2022:** The Royals went 2-4 vs. the Rangers in 2022, losing their seventh consecutive season series since 2015, a stretch in which they have gone just 13-34 (.277) and have been outscored 232-155 (-77)...following a 6-4 loss in their first meeting of the season on May 10, the Royals erupted for an 8-2 win on May 11 at Globe Life Field to mark the club's first victory at that stadium, becoming the 53rd different ballpark in which the Royals have won a game...Kansas City lost each of their next 3 games vs. Texas—in which they were outscored 21-8 (-13)—before winning the season series finale on June 29 at Kauffman Stadium with a 2-1 victory in just 2 hours and 18 minutes.

## 2022 KC vs. TEX

DATE	SITE	SCORE
5/10	TEX	L 6-4
5/11	TEX	W 8-2
5/12	TEX	L 3-1
6/27	KC	L 10-4
6/28	KC	L 8-3
6/29	KC	W 2-1

**HISTORY:** The Royals are 286-291 (.496) all-time vs. the Rangers, including 157-134 (.540) in games played in Kansas City...since the start of 2016, the Royals have gone just 10-30 vs. Texas, including a franchise-worst 12-game losing skid against them from July 23, 2016-July 15, 2017 in which they were shutout twice and outscored 47-22 (-25)...this recent stretch comes on the heels of a five-year period from 2011-15 in which Kansas City went 17-19 vs. Texas, including going 11-8 in 19 games from 2013-15.

## LAST TRADE BETWEEN ROYALS AND RANGERS

DATE	ROYALS ACQUIRED	RANGERS ACQUIRED
6/3/22	RHP Albert Abreu	RHP Yohanse Morel

## SERIES HIGHS & SWEEPS

KANSAS CITY		TEXAS	
<b>Longest win streak</b>	9 (2x), last July 15, 2002-Aug. 28, 2003	<b>Longest win streak</b>	12, July 23, 2016-July 15, 2017
<b>Widest win margin</b>	13 (15-2), 2x, last June 19, 1991 at TEX	<b>Widest win margin</b>	15 (16-1), May 16, 2019 at KC
<b>Most runs</b>	17, Sept. 4, 2005 at KC	<b>Most runs</b>	16 (2x), last May 16, 2019 at KC
<b>2-game sweeps</b>	10	<b>2-game sweeps</b>	5
<b>3-game sweeps</b>	11	<b>3-game sweeps</b>	8
<b>4-game sweeps</b>	2	<b>4-game sweeps</b>	4
<b>Last KC 2-game sweep at KC</b>	Aug. 27-28, 1996	<b>Last TEX 2-game sweep at KC</b>	April 16-17, 1997
<b>Last KC 2-game sweep at TEX</b>	May 14-15, 2012	<b>Last TEX 2-game sweep at TEX</b>	Sept. 8-9, 1998
<b>Last KC 3-game sweep at KC</b>	Sept. 1-3, 2014	<b>Last TEX 3-game sweep at KC</b>	June 18-20, 2018
<b>Last KC 3-game sweep at TEX</b>	July 11-13, 2003	<b>Last TEX 3-game sweep at TEX</b>	June 25-27, 2021
<b>Last KC 4-game sweep at KC</b>	July 25-27, 1975	<b>Last TEX 4-game sweep at KC</b>	--
<b>Last KC 4-game sweep at TEX</b>	June 5-8, 1980	<b>Last TEX 4-game sweep at TEX</b>	April 20-23, 2017
<b>Most wins in KC</b>	8, 1975 (8-1)	<b>Most wins in KC</b>	5 (6x), last 2012 (5-2)
<b>Most wins in TEX</b>	7, 1980 (7-0)	<b>Most wins in TEX</b>	6 (2x), last 1978 (6-2)

## YEAR-BY-YEAR RESULTS

YEAR	W-L	YEAR	W-L	YEAR	W-L	YEAR	W-L	YEAR	W-L	YEAR	W-L	YEAR	W-L
1969	7-5	1977	8-7	1985	6-7	1993	7-6	2001	4-5	2009	3-3	2017	1-6
1970	6-6	1978	7-8	1986	8-5	1994	4-3	2002	7-2	2010	2-7	2018	2-5
1971	9-3	1979	6-7	1987	7-6	1995	8-6	2003	7-2	2011	2-6	2019	2-5
1972	8-6	1980	10-3	1988	7-6	1996	6-6	2004	4-5	2012	4-5	2020	-
1973	11-7	1981	3-4	1989	8-5	1997	6-5	2005	2-8	2013	3-3	2021	2-4
1974	8-10	1982	7-6	1990	5-8	1998	3-8	2006	3-3	2014	5-1	2022	2-4
1975	14-4	1983	8-5	1991	7-6	1999	4-6	2007	5-4	2015	3-4		286-291
1976	7-11	1984	6-7	1992	6-7	2000	3-7	2008	2-7	2016	1-6		

## NOTABLE PLAYERS TO PLAY FOR BOTH TEAMS

PLAYER	w/KC	w/TEX	PLAYER	w/KC	w/TEX
Darrell Porter	1977-80	1986-87	Jim Sundberg	1985-86	1974-83, 1988-89
Gaylord Perry	1983	1975-77, 1980	Chris Young	2015-17	2004-05
Charlie Leibrandt	1984-89	1993	Mike Minor	2017, 2021	2018-20



# ROYALS vs. BLUE JAYS



**TORONTO BLUE JAYS**  
**2022:** 92-70  
 2nd, AL East

## SERIES INFORMATION

ROYALS RECORD	W-L	DATE	SITE	TIME
<b>All-Time</b>	199-220	4/3	KC	6:40 CT
<b>in Kansas City</b>	109-99	4/4	KC	6:40 CT
<b>at Kauffman Stadium (1973-present)</b>	109-99	4/5	KC	6:40 CT
<b>in Toronto</b>	90-121	4/6	KC	1:10 CT
<b>at Exhibition Stadium (1977-89)</b>	35-37	9/8	TOR	6:07 CT
<b>at Rogers Centre (1989-present)</b>	55-84	9/9	TOR	2:07 CT
<b>Royals season series vs. Blue Jays</b>	15-25-5	9/10	TOR	12:37 CT

## 2022 KC vs. TOR

DATE	SITE	SCORE
6/6	KC	L 8-0
6/7	KC	L 7-0
6/8	KC	W 8-4
7/14	TOR	W 3-1
7/15	TOR	L 8-1
7/16	TOR	L 6-5 (10)
7/17	TOR	L 4-2

**2022:** The Royals went 2-5 against the Blue Jays in 2022, losing their fourth straight season series since 2018, a stretch in which they've gone just 8-20...they were shutout by Toronto in back-to-back games from June 6-7, marking the just the third time in club history that the Royals were blanked in consecutive games while allowing at least 7 runs in both...Kansas City claimed an 8-4 win over Toronto on June 8 at Kauffman Stadium, snapping a 5-game losing skid to the Jays, which dated back to July 30, 2021 and matched the club's longest all-time losing streak vs. Toronto...the Royals traveled to the Rogers Centre for a 4-game set from July 14-17 to close out the unofficial first half of the season, and while there, five different Royals made their Major League debuts, including **Nick Pratto**, **Nate Eaton**, **Michael Massey**, **Freddy Fermin** and **Maikel Garcia**...their 3-1 win on July 14 marked just the third time in franchise history in which the Royals starting lineup featured two players making their Major League debuts (Pratto and Eaton)...Kansas City dropped its final 3 games north of the border in July, and the Royals have not won a series vs. the Blue Jays in Toronto since Sept. 19-21, 2017 (2-1).

**HISTORY:** The Royals are 199-220 (.475) all-time vs. Toronto and have gone 15-25-5 in season series...since the start of 2015, Kansas City has gone just 17-30 vs. the Blue Jays, with a pair of 5-game losing skids over that stretch, matching their longest such skid in club history vs. Toronto...the teams faced off in both the 1985 and 2015 American League Championship Series, in which the Royals defeated the Blue Jays each time, including in 7 games in 1985 and in 6 games in 2015...in each year, Kansas City went on to win the World Series.

## LAST TRADE BETWEEN ROYALS AND BLUE JAYS

DATE	ROYALS ACQUIRED	BLUE JAYS ACQUIRED
8/2/22	IF/OF Samad Taylor, RHP Max Castillo	IF/OF Whit Merrifield

## SERIES HIGHS & SWEEPS

KANSAS CITY		TORONTO	
<b>Longest win streak</b>	7 (2x), last Aug. 10, 1980-Aug. 17, 1981	<b>Longest win streak</b>	5 (6x), last July 30, 2021-June 7, 2022
<b>Widest win margin</b>	10 (15-5), 4x, last Sept. 20, 2017 at TOR	<b>Widest win margin</b>	17 (18-1), May 16, 2003 at KC
<b>Most runs</b>	16, Aug. 6, 1979 at TOR	<b>Most runs</b>	18, May 16, 2003 at KC
<b>2-game sweeps</b>	8	<b>2-game sweeps</b>	5
<b>3-game sweeps</b>	4	<b>3-game sweeps</b>	11
<b>4-game sweeps</b>	2	<b>4-game sweeps</b>	2
<b>Last KC 2-game sweep at KC</b>	June 10-11, 1995	<b>Last TOR 2-game sweep at KC</b>	Sept. 1-2, 1998
<b>Last KC 2-game sweep at TOR</b>	April 29-30, 1998	<b>Last TOR 2-game sweep at TOR</b>	Aug. 22-23, 2000
<b>Last KC 3-game sweep at KC</b>	July 2-4, 1993	<b>Last TOR 3-game sweep at KC</b>	July 29-31, 2019
<b>Last KC 3-game sweep at TOR</b>	--	<b>Last TOR 3-game sweep at TOR</b>	July 30-Aug. 1, 2021
<b>Last KC 4-game sweep at KC</b>	July 3-5, 1987	<b>Last TOR 4-game sweep at KC</b>	April 20-23, 2012
<b>Last KC 4-game sweep at TOR</b>	--	<b>Last TOR 4-game sweep at TOR</b>	May 23-26, 2008
<b>Most wins in KC</b>	6 (2x), last 1987 (6-0)	<b>Most wins in KC</b>	5, 1996 (5-2)
<b>Most wins in TOR</b>	4 (5x), last 1998 (4-2)	<b>Most wins in TOR</b>	5 (3x), last 2005 (5-1)

## YEAR-BY-YEAR RESULTS

YEAR	W-L	YEAR	W-L	YEAR	W-L	YEAR	W-L	YEAR	W-L	YEAR	W-L	YEAR	W-L
1977	8-2	1984	5-7	1991	5-7	1998	6-5	2005	3-6	2012	2-6	2019	1-6
1978	5-5	1985	7-5	1992	5-7	1999	3-7	2006	3-4	2013	2-4	2020	-
1979	9-3	1986	5-7	1993	8-4	2000	4-6	2007	3-4	2014	4-3	2021	3-4
1980	9-3	1987	8-4	1994	6-6	2001	4-3	2008	2-5	2015	3-4	2022	2-5
1981	5-3	1988	4-8	1995	7-5	2002	3-4	2009	4-3	2016	2-4	199-220	
1982	4-8	1989	7-5	1996	5-8	2003	1-5	2010	3-3	2017	4-2		
1983	6-6	1990	5-7	1997	5-6	2004	3-3	2011	4-3	2018	2-5		

## NOTABLE PLAYERS TO PLAY FOR BOTH TEAMS

PLAYER	w/KC	w/TOR	PLAYER	w/KC	w/TOR
Buck Martinez	1969-77	1981-86	Pat Tabler	1988-90	1991-92
John Mayberry	1972-77	1978-82	Kendryss Morales	2015-16	2017-18
Willie Aikens	1980-83	1984-85	Whit Merrifield	2016-22	2022
David Cone	1986, 1993-94	1992, 1995	<b>Max Castillo</b>	<b>2022</b>	<b>2022</b>

# ROYALS vs. DIAMONDBACKS



**ARIZONA  
DIAMONDBACKS**  
2022: 74-88  
4th, NL West

## SERIES INFORMATION

ROYALS RECORD	W-L	DATE	SITE	TIME
<b>All-Time</b>	14-17	4/24	AZ	8:40 CT
<b>in Kansas City</b>	7-13	4/25	AZ	8:40 CT
<b>at Kauffman Stadium (1973-present)</b>	7-13	4/26	AZ	2:40 CT
<b>in Arizona</b>	7-4			
<b>at Chase Field (1998-present)</b>	7-4			
<b>Royals season series vs. Diamondbacks</b>	4-6-0			

## 2022 KC vs. AZ

DATE	SITE	SCORE
5/23	AZ	L 9-5
5/24	AZ	L 8-6
8/23	KC	L 7-3
8/24	KC	W 5-3

**2022:** The Royals went 1-3 against the Diamondbacks in 2022, facing Arizona for the first time since 2017, when they went 2-1...they suffered a 2-game series sweep to the D-backs from May 23-24 in Phoenix after blowing leads of 4-0 in the first game and 6-3 in the second to round out a stretch of 6 games in which they suffered 4 blown-lead losses...with an 8-6 loss to Arizona on May 24, the Royals extended their season-high losing skid to 6 games, over which they allowed at least 6 runs in each of those losses, marking their longest such streak since May 25-30, 2011...that also marked the Royals first series loss to the Diamondbacks since May 18-20, 2012, and it was their first ever series loss *in Arizona*...Kansas City fell to Arizona in a 2-game series opener at Kauffman Stadium on Aug. 23, a game in which the Royals led 1-0 after the 5th inning before the bullpen surrendered 7 runs, handing the Royals their 3rd straight blown-lead loss to the Diamondbacks...their losing skid was snapped the following night, on Aug. 24, thanks to a 5-3 comeback win and 7.0 innings of 1-run ball from starter **Brady Singer**.

**HISTORY:** The Royals are 14-17 all-time vs. Arizona, including 7-13 at Kauffman Stadium and 7-4 at Chase Field...following a club-worst 6-game losing skid vs. the Diamondbacks from June 17, 2009-May 18, 2012, the Royals have gone 7-5 in their last 12 meetings with Arizona, including their first ever sweep of the Diamondbacks in a 3-game set from Aug. 5-7, 2014 at Chase Field...in 31 overall games vs. Arizona, the Royals have batted .288, which is their 3rd-best clip vs. any opponent, trailing only Colorado (.298) and San Francisco (.289).

## LAST TRADE BETWEEN ROYALS AND DIAMONDBACKS

DATE	ROYALS ACQUIRED	DIAMONDBACKS ACQUIRED
8/1/22	RHP Luke Weaver	IF Emmanuel Rivera

## SERIES HIGHS & SWEEPS

KANSAS CITY		ARIZONA	
<b>Longest win streak</b>	5, Aug. 5, 2014-Sept. 30, 2017	<b>Longest win streak</b>	6, June 17, 2009-May 18, 2012
<b>Widest win margin</b>	10 (12-2), Aug. 5, 2014 at AZ	<b>Widest win margin</b>	12 (14-2), Oct. 1, 2017 at KC
<b>Most runs</b>	12 (2x), last Aug. 5, 2014 at AZ	<b>Most runs</b>	14, Oct. 1, 2017 at KC
<b>2-game sweeps</b>	0	<b>2-game sweeps</b>	1
<b>3-game sweeps</b>	1	<b>3-game sweeps</b>	1
<b>4-game sweeps</b>	0	<b>4-game sweeps</b>	0
<b>Last KC 2-game sweep at KC</b>	--	<b>Last AZ 2-game sweep at KC</b>	--
<b>Last KC 2-game sweep at AZ</b>	--	<b>Last AZ 2-game sweep at AZ</b>	May 23-24, 2022
<b>Last KC 3-game sweep at KC</b>	--	<b>Last AZ 3-game sweep at KC</b>	June 21-23, 2011
<b>Last KC 3-game sweep at AZ</b>	Aug. 5-7, 2014	<b>Last AZ 3-game sweep at AZ</b>	--
<b>Last KC 4-game sweep at KC</b>	--	<b>Last AZ 4-game sweep at KC</b>	--
<b>Last KC 4-game sweep at AZ</b>	--	<b>Last AZ 4-game sweep at AZ</b>	--
<b>Most wins in KC</b>	2, 2017 (2-1)	<b>Most wins in KC</b>	3, 2011 (3-0)
<b>Most wins in AZ</b>	3, 2014 (3-0)	<b>Most wins in AZ</b>	2, 2022 (2-0)

## YEAR-BY-YEAR RESULTS

YEAR	W-L	YEAR	W-L	YEAR	W-L	YEAR	W-L	YEAR	W-L	YEAR	W-L	YEAR	W-L
2001	1-2	2004	-	2007	-	2010	-	2013	-	2016	-	2019	-
2002	-	2005	2-1	2008	2-1	2011	0-3	2014	3-0	2017	2-1	2020	-
2003	1-2	2006	-	2009	1-2	2012	1-2	2015	-	2018	-	2021	-
												2022	1-3
													14-17

## NOTABLE PLAYERS TO PLAY FOR BOTH TEAMS

PLAYER	w/KC	w/AZ	PLAYER	w/KC	w/AZ
Tom Gordon	1988-95	2009	Greg Holland	2010-15, 2020-21	2019
Zack Greinke	2004-10, 2022	2016-19	Ian Kennedy	2016-20	2010-13, 2022
Jarrod Dyson	2010-16, 2021	2018-19	Emmanuel Rivera	2021-22	2022

# ROYALS vs. BRAVES



**ATLANTA BRAVES**  
**2022:** 101-61  
 T-1st, NL East

SERIES INFORMATION			2023 KC vs. ATL		
ROYALS RECORD	W-L		DATE	SITE	TIME
All-Time	9-8		4/14	KC	7:10 CT
in Kansas City	4-3		4/15	KC	3:10 CT
at Kauffman Stadium (1973-present)	4-3		4/16	KC	1:10 CT
in Atlanta	5-5				
at Turner Field (1997-2016)	3-5				
at Truist Park (2017-present)	2-0				
Royals season series vs. Braves	3-1-1				

**HISTORY:** The Royals are 9-8 all-time against the Braves, however the two teams have not faced off since 2019, when Kansas City went 3-1, including a 2-game sweep in Atlanta from July 23-24, 2019...in their first visit to the new Truist Park on July 23, 2019, the Royals played in their 53rd all-time road venue and secured a 5-4 victory...the following night, right hander **Brad Keller**—a Flowery Branch, Ga. native—turned in 7.0 scoreless innings and recorded his first big league RBI with his 2nd career hit in front of friends and family...in the Braves last visit to Kauffman Stadium from Sept. 24-25, 2019, they split a 2-game set with the Royals... Atlanta is one of eight Major League teams that the Royals have played less than 20 games against and the Braves are one of seven National League teams in which they own an all-time winning record against (.529)...despite having only faced off in five of Kansas City's last 19 seasons since 2004, the Royals have gone 3-1-3 in series play, with their only loss coming in a 3-game series sweep in Atlanta from June 18-20, 2010.

Royals Executive Vice President and General Manager **J.J. Picollo** worked for the Braves from 1999-2005 and served as the Director of Minor League Operations in his final year before joining Kansas City in 2006...while with Atlanta, he also held positions as the Assistant Director of Player Development and as an Area Scouting Supervisor for Virginia, Maryland, Delaware, West Virginia, Pennsylvania, New Jersey and Washington D.C.

## LAST TRADE BETWEEN ROYALS AND BRAVES

DATE	ROYALS ACQUIRED	BRAVES ACQUIRED
7/11/22	OF Drew Waters, IF CJ Alexander, RHP Andrew Hoffman	Competitive Balance pick (No. 35 overall)

## SERIES HIGHS & SWEEPS

KANSAS CITY		ATLANTA	
<b>Longest win streak</b>	4, May 15, 2016-Sept. 24, 2019	<b>Longest win streak</b>	4, June 18, 2010-April 16, 2013
<b>Widest win margin</b>	6 (10-4), 2x, last June 17, 2004 at ATL	<b>Widest win margin</b>	8 (10-2), Sept. 25, 2019 at KC
<b>Most runs</b>	10 (2x), last June 17, 2004 at ATL	<b>Most runs</b>	10, Sept. 25, 2019 at KC
<b>2-game sweeps</b>	1	<b>2-game sweeps</b>	0
<b>3-game sweeps</b>	0	<b>3-game sweeps</b>	1
<b>4-game sweeps</b>	0	<b>4-game sweeps</b>	0
<b>Last KC 2-game sweep at KC</b>	--	<b>Last ATL 2-game sweep at KC</b>	--
<b>Last KC 2-game sweep at ATL</b>	July 23-24, 2019	<b>Last ATL 2-game sweep at ATL</b>	--
<b>Last KC 3-game sweep at KC</b>	--	<b>Last ATL 3-game sweep at KC</b>	--
<b>Last KC 3-game sweep at ATL</b>	--	<b>Last ATL 3-game sweep at ATL</b>	June 18-20, 2010
<b>Last KC 4-game sweep at KC</b>	--	<b>Last ATL 4-game sweep at KC</b>	--
<b>Last KC 4-game sweep at ATL</b>	--	<b>Last ATL 4-game sweep at ATL</b>	--
<b>Most wins in KC</b>	2, 2016 (2-1)	<b>Most wins in KC</b>	1 (3x), last 2019 (1-1)
<b>Most wins in ATL</b>	2 (2x), last 2019 (2-0)	<b>Most wins in ATL</b>	3, 2010 (3-0)

## YEAR-BY-YEAR RESULTS

YEAR	W-L	YEAR	W-L	YEAR	W-L	YEAR	W-L	YEAR	W-L	YEAR	W-L	YEAR	W-L
2004	2-1	2007	-	2010	0-3	2013	2-2	2016	2-1	2019	3-1	2022	-
2005	-	2008	-	2011	-	2014	-	2017	-	2020	-		9-8
2006	-	2009	-	2012	-	2015	-	2018	-	2021	-		

## NOTABLE PLAYERS TO PLAY FOR BOTH TEAMS

PLAYER	w/KC	w/ATL	PLAYER	w/KC	w/ATL
Gene Garber	1973-74, 1987-88	1978-87	Omar Infante	2014-16	2008-10
Charlie Leibrandt	1984-89	1990-92	Mike Minor	2017, 2021	2010-14
Jermaine Dye	1997-2001	1996	Jorge Soler	2017-21	2021

# ROYALS vs. CUBS



**CHICAGO CUBS**  
 2022: 74-88  
 3rd, NL Central

## SERIES INFORMATION

ROYALS RECORD	W-L	DATE	SITE	TIME
All-Time	14-17	8/18	CHC	1:20 CT
in Kansas City	7-7	8/19	CHC	1:20 CT
at Kauffman Stadium (1973-present)	7-7	8/20	CHC	1:20 CT
in Chicago	7-10			
at Wrigley Field (1914-present)	7-10			
Royals season series vs. Cubs	4-6-0			

## 2023 KC vs. CHC

**HISTORY:** The Royals are 14-17 all-time vs. the Cubs, including an even 8-8 since 2011...the teams have faced off in four of the last eight seasons since 2015, after meeting only 6 times over previous 18 seasons, from when Interleague play was instituted in 1997 through 2014...the Royals last played the Cubs in 2021, when they swept them in 3 games at Wrigley Field from Aug. 20-22, marking their first sweep of the Cubs in franchise history...they overcame a 2-0 deficit in the first game of that series and defeated Chicago, 6-2, courtesy of 5 home runs, including a multi-homer game from **Salvador Perez**...the following day, on Aug. 21, 2021, starter **Kris Bubic** carried a no-hit bid into the 7th inning and held a 4-0 lead after the top of the 7th, at which point the tarp was rolled onto the field, beginning a no-rain rain delay that lasted 34 minutes...when play resumed, Bubic issued a 5-pitch walk before a 2-run homer broke up the no-hit bid...with their 9-1 rout of the Cubs the next day on Aug. 22, the Royals clinched their first *3-game series* sweep of a National League opponent since sweeping Pittsburgh from Sept. 11-13, 2020...Royals pitchers recorded a 1.33 ERA (4 ER in 27.0 IP) in 3 games vs. Chicago in 2021, which aligns with the club's all-time trend, as Kansas City has posted a 3.51 ERA (107 ER in 274.1 IP) over 31 overall games vs. the Cubs, its 3rd-lowest mark against any opponent all-time, trailing only a 3.34 ERA in 19 games vs. the Giants and a 3.47 ERA in 16 games vs. the Mets.

## LAST TRADE BETWEEN ROYALS AND CUBS

DATE	ROYALS ACQUIRED	CUBS ACQUIRED
7/15/19	LHP Mike Montgomery	C Martin Maldonado

## SERIES HIGHS & SWEEPS

KANSAS CITY		CHICAGO	
<b>Longest win streak</b>	4, Aug. 6, 2020-Aug. 22, 2021	<b>Longest win streak</b>	4, May 31, 2015-Aug. 7, 2018
<b>Widest win margin</b>	11 (13-2), Aug. 6, 2020 at KC	<b>Widest win margin</b>	5 (6-1), 3x, last Aug. 5, 2020 at KC
<b>Most runs</b>	13, Aug. 6, 2020 at KC	<b>Most runs</b>	10, July 16, 2000 at KC
<b>2-game sweeps</b>	0	<b>2-game sweeps</b>	1
<b>3-game sweeps</b>	1	<b>3-game sweeps</b>	1
<b>4-game sweeps</b>	0	<b>4-game sweeps</b>	0
<b>Last KC 2-game sweep at KC</b>	--	<b>Last CHC 2-game sweep at KC</b>	--
<b>Last KC 2-game sweep at CHC</b>	--	<b>Last CHC 2-game sweep at CHC</b>	Aug. 3-4, 2020
<b>Last KC 3-game sweep at KC</b>	--	<b>Last CHC 3-game sweep at KC</b>	--
<b>Last KC 3-game sweep at CHC</b>	Aug. 20-22, 2021	<b>Last CHC 3-game sweep at CHC</b>	June 30-July 2, 1997
<b>Last KC 4-game sweep at KC</b>	--	<b>Last CHC 4-game sweep at KC</b>	--
<b>Last KC 4-game sweep at CHC</b>	--	<b>Last CHC 4-game sweep at CHC</b>	--
<b>Most wins in KC</b>	2 (2x), last 2011 (2-1)	<b>Most wins in KC</b>	2 (2x), last 2018 (2-1)
<b>Most wins in CHC</b>	3, 2021 (3-0)	<b>Most wins in CHC</b>	3, 1997 (3-0)

## YEAR-BY-YEAR RESULTS

YEAR	W-L	YEAR	W-L	YEAR	W-L	YEAR	W-L	YEAR	W-L	YEAR	W-L	YEAR	W-L
1997	0-3	2001	1-2	2005	-	2009	-	2013	-	2017	-	2021	3-0
1998	2-1	2002	-	2006	-	2010	-	2014	-	2018	1-2	2022	-
1999	2-1	2003	-	2007	-	2011	2-1	2015	1-2	2019	-		14-17
2000	1-2	2004	-	2008	-	2012	-	2016	-	2020	1-3		

## NOTABLE PLAYERS TO PLAY FOR BOTH TEAMS

PLAYER	w/KC	w/CHC	PLAYER	w/KC	w/CHC
Larry Gura	1976-85	1970-73, 1985	David DeJesus	2003-10	2012-13
Willie Wilson	1976-90	1993-94	Mark Grudzielanek	2006-08	2003-04
Bill Buckner	1988-89	1977-84	Kyle Farnsworth	2009-10	1999-2004
Tom Gordon	1988-95	2001-02	Wade Davis	2013-16, 2021	2017
Brain McRae	1990-94	1995-97	Ben Zobrist	2015	2016-19
Gary Gaetti	1993-95	1998-99	Jorge Soler	2017-21	2014-16

# ROYALS vs. REDS



**CINCINNATI REDS**  
**2022:** 62-100  
 T-4th, NL Central

SERIES INFORMATION			2023 KC vs. CIN		
ROYALS RECORD	W-L		DATE	SITE	TIME
<b>All-Time</b>	18-14		6/12	KC	7:10 CT
<b>in Kansas City</b>	7-8		6/13	KC	7:10 CT
<b>at Kauffman Stadium (1973-present)</b>	7-8		6/14	KC	7:10 CT
<b>in Cincinnati</b>	11-6				
<b>at Cinergy Field (1970-2002)</b>	3-2				
<b>at Great American Ballpark (2003-present)</b>	8-4				
<b>Royals season series vs. Reds</b>	4-4-2				

**HISTORY:** The Royals are 18-14 (.563) all-time against the Reds, which marks their 3rd-best win percentage vs. any single opponent, behind only their records vs. the Giants (.684) and Rockies (.571)...despite owning an all-time winning record vs. Cincinnati, Kansas City has lost 6 of the last 11 meetings since 2018, after winning 9 of 10 games vs. the Reds from 2009-15...the teams last played each other in a 3-game set at Kauffman Stadium in July 2021, in which the Royals dropped 2 of 3 games to mark their first *home* series loss to a National League team since Aug. 16-18, 2019 vs. the Mets...their sole win in that 2021 series came on July 6, when the Royals overcame a 6-1 deficit in the 8th inning to score a 7-6 victory in one of the most thrilling comebacks of the season...in that game, **Andrew Benintendi** hit a 2-run homer in the 8th—becoming the 15th different Royal to homer on his birthday—and the Royals sent eight men to the plate in the 9th, six of whom reached, before **Salvador Perez** called game with a 2-out, walk-off single to cap the 4-run frame... on March 16, 2022, the Royals and Reds swapped a pair of left handers, as **Amir Garrett** was shipped to Kansas City and **Mike Minor** headed to Cincinnati...in the 2022 season, Garrett appeared in 60 games for the Royals and was the only pitcher in the Majors to pitch at least 45.0 innings without surrendering a home run.

Royals Hall of Fame pitcher and current Bally Sports Kansas City pregame and postgame show host **Jeff Montgomery** was drafted by the Reds in the 9th round of the 1983 First-Year Player Draft and played his first of 13 Major League seasons for Cincinnati in 1987...on Feb. 15, 1988, he was traded to Kansas City in exchange for outfielder **Van Snider**, and he spent the remaining 12 seasons of his career in a Royals uniform from 1988-99, while becoming the club's all-time leader in saves (304) and earning three All-Star selections.

## LAST TRADE BETWEEN ROYALS AND REDS

DATE	ROYALS ACQUIRED	REDS ACQUIRED
3/16/22	LHP Amir Garrett	LHP Mike Minor

## SERIES HIGHS & SWEEPS

KANSAS CITY			CINCINNATI		
<b>Longest win streak</b>	5, June 13, 2010-Aug. 19, 2015		<b>Longest win streak</b>	3, June 5-6, 1999	
<b>Widest win margin</b>	6 (7-1), 2x, last May 20, 2015 at KC		<b>Widest win margin</b>	11 (14-3), June 6, 1999 at KC	
<b>Most runs</b>	9, June 27, 2006 at CIN		<b>Most runs</b>	14, June 6, 1999 at KC	
<b>2-game sweeps</b>	4		<b>2-game sweeps</b>	1	
<b>3-game sweeps</b>	1		<b>3-game sweeps</b>	1	
<b>4-game sweeps</b>	0		<b>4-game sweeps</b>	0	
<b>Last KC 2-game sweep at KC</b>	May 19-20, 2015		<b>Last CIN 2-game sweep at KC</b>	June 12-13, 2018	
<b>Last KC 2-game sweep at CIN</b>	Sept. 25-26, 2018		<b>Last CIN 2-game sweep at CIN</b>	--	
<b>Last KC 3-game sweep at KC</b>	June 12-14, 2009		<b>Last CIN 3-game sweep at KC</b>	June 5-6, 1999	
<b>Last KC 3-game sweep at CIN</b>	--		<b>Last CIN 3-game sweep at CIN</b>	--	
<b>Last KC 4-game sweep at KC</b>	--		<b>Last CIN 4-game sweep at KC</b>	--	
<b>Last KC 4-game sweep at CIN</b>	--		<b>Last CIN 4-game sweep at CIN</b>	--	
<b>Most wins in KC</b>	3, 2009 (3-0)		<b>Most wins in KC</b>	3, 1999 (3-0)	
<b>Most wins in CIN</b>	2 (4x), last 2018 (2-0)		<b>Most wins in CIN</b>	2 (2x), last 2006 (2-1)	

## YEAR-BY-YEAR RESULTS

YEAR	W-L	YEAR	W-L	YEAR	W-L	YEAR	W-L	YEAR	W-L	YEAR	W-L		
1997	1-2	2001	-	2005	-	2009	3-0	2013	-	2017	-	2021	1-2
1998	2-0	2002	-	2006	1-2	2010	2-1	2014	-	2018	2-2	2022	-
1999	0-3	2003	-	2007	-	2011	-	2015	4-0	2019	-		18-14
2000	-	2004	-	2008	-	2012	-	2016	-	2020	2-2		

## NOTABLE PLAYERS TO PLAY FOR BOTH TEAMS

PLAYER	w/KC	w/CIN	PLAYER	w/KC	w/CIN
Cookie Rojas	1970-77	1962	Jeff Montgomery	1988-99	1987
Hal McRae	1973-87	1968-72	Reggie Sanders	2006-07	1991-98
Clint Hurdle	1977-81	1982	Mike Moustakas	2011-18	2020-22
Charlie Leibrandt	1984-89	1979-82	<b>Amir Garrett</b>	<b>2022</b>	<b>2017-21</b>

# ROYALS vs. ROCKIES



**COLORADO ROCKIES**  
**2022:** 68-94  
 5th, NL West

## SERIES INFORMATION

### ROYALS RECORD

	W-L
All-Time	16-12
in Kansas City	8-3
at Kauffman Stadium (1973-present)	8-3
in Colorado	8-9
at Coors Field (1995-present)	8-9
Royals season series vs. Rockies	6-3-0

## 2023 KC vs. COL

DATE	SITE	TIME
6/2	KC	7:10 CT
6/3	KC	3:10 CT
6/4	KC	1:10 CT

**2022:** The Royals went 2-1 (.667) against the Rockies in 2022, which marked their highest win percentage vs. any opponent, and Colorado was one of five teams that the Royals went at least .500 against...Kansas City opened a 3-game series at Coors Field with a 14-10 win over the Rockies on May 13 in which the offense exploded for a season-high 18 hits, including a career-high 5 hits and 4 runs scored from **Hunter Dozier**, who became the first Royal with a 5-hit effort in a road game since 2017... that series-opening victory marked the first time Kansas City won a road game despite allowing double-digit runs since June 7, 2003 at Coors Field—a 13-11 win—snapping a streak of 117 consecutive road games in which they allowed at least 10 runs and lost...Colorado claimed a 10-4 win the next night, however the Royals clinched the series with an 8-7 comeback win vs. the Rockies in the finale on May 15 to mark their first series victory *in Colorado* since taking 2 of 3 from May 18-20, 2007.

## 2022 KC vs. COL

DATE	SITE	SCORE
5/13	COL	W 14-10
5/14	COL	L 10-4
5/15	COL	W 8-7

**HISTORY:** The Royals are 16-12 (.571) all-time vs. the Rockies, which is their 2nd-highest win percentage against any single opponent behind only the Giants (.684)...all-time, the Royals are 8-9 in 6 completed series at Coors Field with 3 series wins, 2 series losses and a 2-game split...in 17 games at Coors Field, the Royals have batted .304 and have averaged 6.8 runs/game, which rank T-2nd and 3rd, respectively, in the 28-season history of the ballpark...in 28 overall games vs. Colorado, the Royals have batted .298, which is their highest mark vs. any opponent, and their 6.0 runs/game trail only their 6.1 runs/game vs. the Padres...since the start of 2007, the Royals have posted a 14-8 record against the Rockies, including an all-time best 5-game win streak vs. them from May 20, 2007-May 21, 2010 in which they outscored Colorado 38-16 (+22).

## LAST TRADE BETWEEN ROYALS AND ROCKIES

DATE	ROYALS ACQUIRED	ROCKIES ACQUIRED
8/31/18	LHP Jerry Vasto	C/IF Drew Butera, Cash

## SERIES HIGHS & SWEEPS

KANSAS CITY		COLORADO	
<b>Longest win streak</b>	5, May 20, 2007-May 21, 2010	<b>Longest win streak</b>	4 (2x), last May 22, 2010-July 2, 2011
<b>Widest win margin</b>	8 (16-8), July 3, 2011 at COL	<b>Widest win margin</b>	9 (9-0), July 1, 2011 at COL
<b>Most runs</b>	16, July 3, 2011 at COL	<b>Most runs</b>	12, June 24, 2005 at COL
<b>2-game sweeps</b>	1	<b>2-game sweeps</b>	0
<b>3-game sweeps</b>	1	<b>3-game sweeps</b>	1
<b>4-game sweeps</b>	0	<b>4-game sweeps</b>	0
<b>Last KC 2-game sweep at KC</b>	May 13-14, 2014	<b>Last COL 2-game sweep at KC</b>	--
<b>Last KC 2-game sweep at COL</b>	--	<b>Last COL 2-game sweep at COL</b>	--
<b>Last KC 3-game sweep at KC</b>	June 23-25, 2008	<b>Last COL 3-game sweep at KC</b>	--
<b>Last KC 3-game sweep at COL</b>	--	<b>Last COL 3-game sweep at COL</b>	June 24-26, 2005
<b>Last KC 4-game sweep at KC</b>	--	<b>Last COL 4-game sweep at KC</b>	--
<b>Last KC 4-game sweep at COL</b>	--	<b>Last COL 4-game sweep at COL</b>	--
<b>Most wins in KC</b>	3, 2008 (3-0)	<b>Most wins in KC</b>	2, 2010 (2-1)
<b>Most wins in COL</b>	2 (3x), last 2022 (2-1)	<b>Most wins in COL</b>	3, 2005 (3-0)

## YEAR-BY-YEAR RESULTS

YEAR	W-L	YEAR	W-L	YEAR	W-L	YEAR	W-L	YEAR	W-L	YEAR	W-L	YEAR	W-L
2003	2-1	2006	-	2009	-	2012	-	2015	-	2018	-	2021	-
2004	-	2007	2-1	2010	1-2	2013	-	2016	-	2019	-	2022	2-1
2005	0-3	2008	3-0	2011	1-2	2014	3-1	2017	2-1	2020	-		16-12

## NOTABLE PLAYERS TO PLAY FOR BOTH TEAMS

PLAYER	w/KC	w/COL	PLAYER	w/KC	w/COL
Bret Saberhagen	1984-91	1995	Jeremy Affeldt	2002-06	2006-07
Brent Mayne	1990-95, 2001-03	2000-01	Greg Holland	2010-15, 2020-21	2017
Brian McRae	1990-94	1999	Drew Butera	2015-18	2018-20

# ROYALS vs. DODGERS



**LOS ANGELES DODGERS**  
**2022:** 111-51  
 1st, NL West

SERIES INFORMATION		2023 KC vs. LAD		
ROYALS RECORD	W-L	DATE	SITE	TIME
All-Time	6-9	6/30	KC	7:10 CT
in Kansas City	5-4	7/1	KC	6:15 CT
at Kauffman Stadium (1973-present)	5-4	7/2	KC	1:10 CT
in Los Angeles	1-5			
at Dodger Stadium (1962-present)	1-5			
Royals season series vs. Dodgers	1-4-0			

**2022:** The Royals went 1-2 vs. the Dodgers in a 3-game set at Kauffman Stadium from Aug. 12-14, 2022 and were outscored 21-10 (-11)...Kansas City opened the series with back-to-back losses, including an 8-3 defeat on Aug. 12 in which the two teams traded zeros for the first 6 innings before the Dodgers broke the scoreless tie with a 5-run 7th inning and the Royals did not record a hit until **Vinnie Pasquantino** notched a 1-out single in the bottom of the frame...**Salvador Perez** homered in the 8th inning of that game, extending the Royals streak to 10 straight games with a home run, marking just the ninth double-digit-game homer streak in franchise history...the following night, on Aug. 13, the Royals snapped that streak as they were held to just 3 runs in a 13-3 loss to Los Angeles in front of 29,689 fans—the largest crowd at Kauffman Stadium in 2022—and they extended their all-time worst losing streak vs. the Dodgers to 7 consecutive games dating back to June 24, 2014...Kansas City snapped its skid vs. Los Angeles with a 4-0 shutout victory on Aug. 14, which also snapped the Dodgers 12-game win streak...in that win, starter **Brady Singer** allowed just 1 hit and 3 walks over 6.0 scoreless innings, making him only the second pitcher in Major League history to record at least 6.0 scoreless frames vs. both the Yankees (July 28) and Dodgers *in the same season* (per **Dave Holtzman**), joining **Michael Kopec**, who also turned the trick in 2022.

2022 KC vs. LAD		
DATE	SITE	SCORE
8/12	KC	L 8-3
8/13	KC	L 13-3
8/14	KC	W 4-0

**HISTORY:** The Royals are 6-9 vs. the Dodgers all-time, including 5-4 in Kansas City, as 9 of their last 12 games since 2005 have been played at Kauffman Stadium...the Royals 15 games against the Dodgers match the Phillies for their fewest vs. any opponent in the 54-season history of the franchise...they have lost all 3 series vs. the Dodgers since 2014, a stretch in which they've been outscored 45-26 (-19) while averaging 2.9 runs per game...Kansas City's last series win vs. Los Angeles came in the form of a 3-game series sweep at Kauffman Stadium from June 14-16, 2005, which marks the only series sweep of the Dodgers in club history.

## LAST TRADE BETWEEN ROYALS AND DODGERS

DATE	ROYALS ACQUIRED	DODGERS ACQUIRED
7/29/21	RHP Zach Willeman	LHP Danny Duffy, Cash

## SERIES HIGHS & SWEEPS

KANSAS CITY		LOS ANGELES	
<b>Longest win streak</b>	4, June 14, 2005-June 23, 2014	<b>Longest win streak</b>	7, June 24, 2014-Aug. 13, 2022
<b>Widest win margin</b>	4 (4-0), Aug. 14, 2022 at KC	<b>Widest win margin</b>	10 (13-3), Aug. 13, 2022 at KC
<b>Most runs</b>	9, June 16, 2005 at KC	<b>Most runs</b>	13, Aug. 13, 2022 at KC
<b>2-game sweeps</b>	0	<b>2-game sweeps</b>	0
<b>3-game sweeps</b>	1	<b>3-game sweeps</b>	1
<b>4-game sweeps</b>	0	<b>4-game sweeps</b>	0
<b>Last KC 2-game sweep at KC</b>	--	<b>Last LAD 2-game sweep at KC</b>	--
<b>Last KC 2-game sweep at LAD</b>	--	<b>Last LAD 2-game sweep at LAD</b>	--
<b>Last KC 3-game sweep at KC</b>	June 14-16, 2005	<b>Last LAD 3-game sweep at KC</b>	--
<b>Last KC 3-game sweep at LAD</b>	--	<b>Last LAD 3-game sweep at LAD</b>	July 7-9, 2017
<b>Last KC 4-game sweep at KC</b>	--	<b>Last LAD 4-game sweep at KC</b>	--
<b>Last KC 4-game sweep at LAD</b>	--	<b>Last LAD 4-game sweep at LAD</b>	--
<b>Most wins in KC</b>	3, 2005 (3-0)	<b>Most wins in KC</b>	2 (2x), last 2022 (2-1)
<b>Most wins in LAD</b>	1, 2003 (1-2)	<b>Most wins in LAD</b>	3, 2017 (3-0)

## YEAR-BY-YEAR RESULTS

YEAR	W-L	YEAR	W-L	YEAR	W-L	YEAR	W-L	YEAR	W-L	YEAR	W-L	YEAR	W-L
2003	1-2	2006	-	2009	-	2012	-	2015	-	2018	-	2021	-
2004	-	2007	-	2010	-	2013	-	2016	-	2019	-	2022	1-2
2005	3-0	2008	-	2011	-	2014	1-2	2017	0-3	2020	-		6-9

## NOTABLE PLAYERS TO PLAY FOR BOTH TEAMS

PLAYER	w/KC	w/LAD	PLAYER	w/KC	w/LAD
Bill Buckner	1988-89	1969-76	Angel Berroa	2001-07	2008
Jose Offerman	1996-98	1990-95	Zack Greinke	2004-10, 2022	2013-15
Tim Lincecum	1996-98	1987-91	Mark Grudzielanek	2006-08	1998-2002



## ROYALS vs. MARLINS



**MIAMI MARLINS**  
2022: 69-93  
4th, NL East

SERIES INFORMATION		2023 KC vs. MIA		
ROYALS RECORD	W-L	DATE	SITE	TIME
All-Time	10-8	6/5	MIA	5:40 CT
in Kansas City	4-5	6/6	MIA	5:40 CT
at Kauffman Stadium (1973-present)	4-5	6/7	MIA	5:40 CT
in Miami	6-3			
at Sun Life Stadium (1993-2011)	2-1			
at LoanDepot Park (2012-present)	4-2			
Royals season series vs. Marlins	4-2-0			

**HISTORY:** The Royals are 10-8 all-time vs. the Marlins, who are one of nine teams the Royals own a winning record against, including one of seven teams in the National League...the Royals last faced the Marlins in 2019 when they went 2-1 in a 3-game set in Miami from Sept. 6-8...Kansas City won the first 2 games of that series, including a 3-0 shutout victory in the opener on Sept. 6, in which **Jorge López** earned the win with 6.0 scoreless innings, holding the Marlins to just 4 hits with 5 strikeouts...the following night, on Sept. 7, the Royals secured a 7-2 win after exploding for 6 runs in the 7th inning to overcome a 1-0 deficit...**Ryan McBroom** capped the 6-run frame with a 3-run double and **Jorge Soler** notched his 41st home run of the season in the 9th inning to seal the victory...overall, the Royals have gone 6-3 in games played in South Florida, including 4-2 at the Marlins current home, LoanDepot Park, which opened in 2012...9 of Kansas City's last 12 games vs. Miami—and each of their last 6—have come on the road, where the Royals have outscored the Marlins 35-32 (+3).

### LAST TRADE BETWEEN ROYALS AND MARLINS

DATE	ROYALS ACQUIRED	MARLINS ACQUIRED
3/31/17	Cash	RHP Clayton Mortensen

### SERIES HIGHS & SWEEPS

KANSAS CITY		MIAMI	
Longest win streak	3, Aug. 25, 2016-Sept. 7, 2019	Longest win streak	2, Aug. 13-14, 2013
Widest win margin	6 (9-3), 2x, last May 18, 2008 at FLA	Widest win margin	9 (9-0), Sept. 8, 2019 at MIA
Most runs	9, May 18, 2008 at FLA	Most runs	15, June 10, 2002 at KC
2-game sweeps	0	2-game sweeps	0
3-game sweeps	0	3-game sweeps	0
4-game sweeps	0	4-game sweeps	0
Last KC 2-game sweep at KC	--	Last MIA 2-game sweep at KC	--
Last KC 2-game sweep at MIA	--	Last MIA 2-game sweep at MIA	--
Last KC 3-game sweep at KC	--	Last MIA 3-game sweep at KC	--
Last KC 3-game sweep at MIA	--	Last MIA 3-game sweep at MIA	--
Last KC 4-game sweep at KC	--	Last MIA 4-game sweep at KC	--
Last KC 4-game sweep at MIA	--	Last MIA 4-game sweep at MIA	--
Most wins in KC	2, 2007 (2-1)	Most wins in KC	2 (2x), last 2013 (2-1)
Most wins in MIA	2 (3x), last 2019 (2-1)	Most wins in MIA	1 (3x), last 2019 (1-2)

### YEAR-BY-YEAR RESULTS

YEAR	W-L	YEAR	W-L	YEAR	W-L	YEAR	W-L	YEAR	W-L	YEAR	W-L	YEAR	W-L
2002	1-2	2005	-	2008	2-1	2011	-	2014	-	2017	-	2020	-
2003	-	2006	-	2009	-	2012	-	2015	-	2018	-	2021	-
2004	-	2007	2-1	2010	-	2013	1-2	2016	2-1	2019	2-1	2022	-
													10-8

### NOTABLE PLAYERS TO PLAY FOR BOTH TEAMS

PLAYER	w/KC	w/MIA	PLAYER	w/KC	w/MIA
Jeff Conine	1990-92, 1998	1993-97, 2003-05	Omar Infante	2014-16	2011-12
Josh Willingham	2014	2004-08	Edinson Vólquez	2015-16	2017
Jason Vargas	2014-17	2005-06	Jorge Soler	2017-21	2022

# ROYALS vs. BREWERS



**MILWAUKEE BREWERS**  
2022: 86-76  
2nd, NL Central

SERIES INFORMATION		2023 KC vs. MIL		
ROYALS RECORD	W-L	DATE	SITE	TIME
<b>All-Time</b>	218-178	5/12	MIL	7:10 CT
<b>in Kansas City</b>	120-81	5/13	MIL	6:10 CT
<b>at Municipal Stadium (1969-72)</b>	20-13	5/14	MIL	1:10 CT
<b>at Kauffman Stadium (1973-present)</b>	100-68			
<b>in Seattle/Milwaukee</b>	98-97			
<b>at Sick's Stadium (1969)</b>	4-5			
<b>at Milwaukee County Stadium (1970-2000)</b>	86-85			
<b>at American Family Field (2001-present)</b>	8-7			
<b>Royals season series vs. Brewers</b>	20-15-5			

**HISTORY:** The Royals are 218-178 (.551) all-time vs. Milwaukee, which is their best record against any team in which they've played at least 50 games...in 396 overall games against the Brewers, the Royals have pitched them to the tune of a 3.75 ERA, which is their 4th-best mark against any team, higher than only the Giants (3.34 ERA), Mets (3.47) and Cubs (3.51)...the Brewers franchise was part of the American League from 1969-97, a stretch in which the Royals went 198-162 (.550) against them to mark their 2nd-best record vs. any opponent over that span (min. 5 games), behind only their .569 (153-116) record vs. Seattle...the Royals are 20-15-5 all-time in season series play vs. Milwaukee, however after winning nine of their first 10 season series from 1969-78, they have gone just 11-14-5 in season sets since 1979, a stretch in which they have still managed to post a winning record (133-129)...the Royals and Brewers last met in 2021 when they played a pair of 2-game series, both of which the Royals swept...in the series at Kauffman Stadium from May 18-19, the Royals recorded a 2-0 shutout victory in the first game and clinched the sweep with a 6-4 win the following night to earn their first series win vs. the Brewers since another 2-game sweep from June 17-18, 2015, snapping a streak of 3 straight winless series (0-2-1)...their second sweep of the season came from July 20-21 at American Family Field, where the Royals outscored the Brewers 11-5 (+6) in the 2-game set to mark just the fifth time in franchise history that the Royals finished a season with at least 4 wins and no losses vs. an opponent, which was most recently done in 2015, when they went 4-0 vs. both Milwaukee and Cincinnati.

## LAST TRADE BETWEEN ROYALS AND BREWERS

DATE	ROYALS ACQUIRED	BREWERS ACQUIRED
7/27/18	RHP Jorge López, OF Brett Phillips	IF Mike Moustakas

## SERIES HIGHS & SWEEPS

KANSAS CITY		MILWAUKEE	
<b>Longest win streak</b>	12, July 20, 1973-Aug. 23, 1974 (1)	<b>Longest win streak</b>	7 (3x), last April 14-June 18, 1996
<b>Widest win margin</b>	14 (17-3), May 11, 1982 at KC	<b>Widest win margin</b>	12 (12-0), May 22, 1971 at KC
<b>Most runs</b>	18 (2x), last Aug. 21, 1995 at MIL	<b>Most runs</b>	14, June 2, 1987 at MIL
<b>2-game sweeps</b>	8	<b>2-game sweeps</b>	4
<b>3-game sweeps</b>	16	<b>3-game sweeps</b>	9
<b>4-game sweeps</b>	1	<b>4-game sweeps</b>	1
<b>Last KC 2-game sweep at KC</b>	May 18-19, 2021	<b>Last MIL 2-game sweep at KC</b>	April 24-25, 2018
<b>Last KC 2-game sweep at MIL</b>	July 20-21, 2021	<b>Last MIL 2-game sweep at MIL</b>	--
<b>Last KC 3-game sweep at KC</b>	June 12-14, 2012	<b>Last MIL 3-game sweep at KC</b>	May 6-8, 1988
<b>Last KC 3-game sweep at MIL</b>	May 25-28, 1995	<b>Last MIL 3-game sweep at MIL</b>	Sept. 18-20, 2020
<b>Last KC 4-game sweep at KC</b>	Sept. 2-4, 1977	<b>Last MIL 4-game sweep at KC</b>	April 18-21, 1996
<b>Last KC 4-game sweep at MIL</b>	--	<b>Last MIL 4-game sweep at MIL</b>	--
<b>Most wins in KC</b>	7, 1970 (7-2)	<b>Most wins in KC</b>	6, 1996 (6-1)
<b>Most wins in MIL</b>	5 (5x), last 1991 (5-1)	<b>Most wins in MIL</b>	5 (6x), last 1994 (5-1)

## YEAR-BY-YEAR RESULTS

YEAR	W-L	YEAR	W-L	YEAR	W-L	YEAR	W-L	YEAR	W-L	YEAR	W-L	YEAR	W-L
1969	10-8	1977	8-2	1985	8-4	1993	5-7	2001	2-1	2009	-	2017	-
1970	12-6	1978	6-4	1986	6-6	1994	5-7	2002	-	2010	-	2018	1-3
1971	8-10	1979	5-7	1987	4-8	1995	10-2	2003	-	2011	-	2019	-
1972	7-5	1980	6-6	1988	3-9	1996	4-9	2004	-	2012	3-0	2020	0-3
1973	8-4	1981	4-5	1989	8-4	1997	6-6	2005	-	2013	-	2021	4-0
1974	11-1	1982	7-5	1990	4-8	1998	1-2	2006	2-1	2014	-	2022	-
1975	7-5	1983	6-6	1991	9-3	1999	1-2	2007	1-2	2015	4-0		218-178
1976	8-4	1984	6-6	1992	7-5	2000	1-2	2008	-	2016	-		

## NOTABLE PLAYERS TO PLAY FOR BOTH TEAMS

PLAYER	w/KC	w/MIL	PLAYER	w/KC	w/MIL
Buck Martinez	1969-77	1978-80	Zack Greinke	2004-10, 2022	2011-12
Darrell Porter	1977-80	1971-76	Alcides Escobar	2011-18	2008-10
Jim Sundberg	1985-86	1984	Mike Moustakas	2011-18	2018-19
Kevin Seitzer	1986-91	1992, 1993-96	Lorenzo Cain	2011-17	2010, 2018-22

# ROYALS vs. METS



**NEW YORK METS**  
**2022:** 101-61  
 T-1st, NL East

## SERIES INFORMATION

ROYALS RECORD	W-L	2023 KC vs. NYM		
		DATE	SITE	TIME
<b>All-Time</b>	7-9	8/1	KC	7:10 CT
<b>in Kansas City</b>	4-4	8/2	KC	7:10 CT
<b>at Kauffman Stadium (1973-present)</b>	4-4	8/3	KC	1:10 CT
<b>in New York</b>	3-5			
<b>at Shea Stadium (1964-2008)</b>	1-2			
<b>at Citi Field (2009-present)</b>	2-3			
<b>Royals season series vs. Mets</b>	2-3-0			

**HISTORY:** The Royals are 7-9 against the Mets in regular season games, and the 16 meetings are their 3rd-fewest vs. any opponent, higher than only their 15 all-time games against both the Phillies and Dodgers... the Royals went 5-4 vs. the Mets from 2002-13, outscoring them 37-32 (+5), however in their last 7 games since 2016, Kansas City has gone just 2-5 and has been outscored 27-18 (-9)...the two teams last faced off in a 3-game series from Aug. 16-18, 2019 at Kauffman Stadium, where the Royals won the series opener before dropping the next 2 contests...in their Aug. 16 victory, the Royals used a 2-run 5th inning to snap a 22-inning scoreless skid and starter **Mike Montgomery** recorded 6.0 innings with just 1 *unearned* run allowed to power Kansas City to a 4-1 win...the Royals were held without a home run in that 3-game set, and in their last 7 games vs. New York since 2016, they have recorded just 1 homer, a solo shot from **Cheslor Cuthbert** off **Noah Syndergaard** on June 22, 2016 at Citi Field...in 16 all-time games, Royals pitchers have recorded a 3.47 ERA vs. the Mets, which is their 2nd-best mark vs. any opponent, behind only the Giants (3.34 ERA).

The Royals defeated the Mets in the 2015 World Series to claim the franchise's first World Championship in 30 years and second overall, besting New York in 5 games, including 2 extra-inning wins...the Royals came from behind in all 4 of their victories, including overcoming a 2-0 deficit entering the 9th inning of Game 5. **Salvador Perez** earned World Series MVP honors after batting .364 (8-for-22) with 2 doubles, 3 runs scored and 2 RBI...**Johnny Cueto** tossed the fourth complete game by a Royal in the World Series in Game 2, while Kansas City's bullpen posted a 3-0 mark with a 1.90 ERA (5 ER in 23.2 IP) and 30 strikeouts.

## LAST TRADE BETWEEN ROYALS AND METS

DATE	ROYALS ACQUIRED	METS ACQUIRED
2/10/21	OF Andrew Benintendi, Cash from Boston (3-way trade)	OF Khalil Lee

## SERIES HIGHS & SWEEPS

KANSAS CITY		NEW YORK	
<b>Longest win streak</b>	3, Aug. 3, 2013-April 3, 2016	<b>Longest win streak</b>	3, April 5-June 22, 2016
<b>Widest win margin</b>	4 (6-2), 2x, last Aug. 4, 2013 at NYM	<b>Widest win margin</b>	6 (11-5), Aug. 18, 2019 at KC
<b>Most runs</b>	7, June 11, 2004 at KC	<b>Most runs</b>	11, Aug. 18, 2019 at KC
<b>2-game sweeps</b>	0	<b>2-game sweeps</b>	1
<b>3-game sweeps</b>	0	<b>3-game sweeps</b>	0
<b>4-game sweeps</b>	0	<b>4-game sweeps</b>	0
<b>Last KC 2-game sweep at KC</b>	--	<b>Last NYM 2-game sweep at KC</b>	--
<b>Last KC 2-game sweep at NYM</b>	--	<b>Last NYM 2-game sweep at NYM</b>	June 21-22, 2016
<b>Last KC 3-game sweep at KC</b>	--	<b>Last NYM 3-game sweep at KC</b>	--
<b>Last KC 3-game sweep at NYM</b>	--	<b>Last NYM 3-game sweep at NYM</b>	--
<b>Last KC 4-game sweep at KC</b>	--	<b>Last NYM 4-game sweep at KC</b>	--
<b>Last KC 4-game sweep at NYM</b>	--	<b>Last NYM 4-game sweep at NYM</b>	--
<b>Most wins in KC</b>	2, 2004 (2-1)	<b>Most wins in KC</b>	2, 2019 (2-1)
<b>Most wins in NYM</b>	2, 2013 (2-1)	<b>Most wins in NYM</b>	2 (2x), last 2016 (2-0)

## YEAR-BY-YEAR RESULTS

YEAR	W-L	YEAR	W-L	YEAR	W-L	YEAR	W-L	YEAR	W-L	YEAR	W-L	YEAR	W-L
2002	1-2	2005	-	2008	-	2011	-	2014	-	2017	-	2020	-
2003	-	2006	-	2009	-	2012	-	2015	-	2018	-	2021	-
2004	2-1	2007	-	2010	-	2013	2-1	2016	1-3	2019	1-2	2022	-

7-9

## NOTABLE PLAYERS TO PLAY FOR BOTH TEAMS

PLAYER	w/KC	w/NYM	PLAYER	w/KC	w/NYM
Amos Otis	1970-83	1967-69	David Cone	1986, 1993-94	1987-92, 2003
Clint Hurdle	1977-81	1983-85, 1987	Kevin Appier	1989-99, 2003-04	2001
Jerry Grote	1981	1966-77	Brian McRae	1990-94	1997-99
Bret Saberhagen	1984-91	1992-95	Carlos Beltrán	1998-2004	2005-11

# ROYALS vs. PHILLIES



**PHILADELPHIA PHILLIES**  
 2022: 87-75  
 3rd, NL East  
 NL Champions

## SERIES INFORMATION

ROYALS RECORD	W-L	2023 KC vs. PHI		
		DATE	SITE	TIME
All-Time	7-8	8/4	PHI	6:05 CT
in Kansas City	3-3	8/5	PHI	5:05 CT
at Kauffman Stadium (1973-present)	3-3	8/6	PHI	12:35 CT
in Philadelphia	4-5			
at Citizens Bank Park (2004-present)	4-5			
Royals season series vs. Phillies	2-3-0			

**HISTORY:** The Royals are 7-8 all-time in the regular season against the Phillies, and their 15 overall games match the Dodgers for their fewest vs. any opponent...of their 15 games, 9 have been played on the road, where the Royals have posted a 4-5 record at Citizens Bank Park and have been outscored 50-45 (-5)...the teams last faced off from May 10-12, 2019 at Kauffman Stadium in which the Royals won the 3-game series opener before suffering back-to-back losses...in their 5-1 victory on May 10, **Alex Gordon** homered twice off Philadelphia starter **Jake Arrieta** to mark his 1,499th and 1,500th career hits, becoming just the sixth Royal to reach 1,500 hits in a Kansas City uniform...the Royals were shut out, 7-0, the following night and scored just 1 run on May 12 to mark their third loss in five overall season series against the Phillies.

The Royals lost to the Phillies in the 1980 World Series, which marked the club's first World Series appearance...after dropping the first 2 games in Philadelphia, the Royals won their first 2 games in Kansas City to even the series, however the Phillies rallied to a Game 5 win at Royals Stadium before clinching the championship in their Game 6 return to Veterans Stadium...infielder **Willie Aikens** blasted 4 home runs and batted .400 (8-for-20) in the series, while outfielder **Amos Otis** hit at a .478 clip (11-for-23) with 3 home runs.

## LAST TRADE BETWEEN ROYALS AND PHILLIES

DATE	ROYALS ACQUIRED	PHILLIES ACQUIRED
6/5/01	RHP Paul Byrd	RHP José Santiago

## SERIES HIGHS & SWEEPS

KANSAS CITY		PHILADELPHIA	
<b>Longest win streak</b>	2, June 10, 2007-April 5, 2013	<b>Longest win streak</b>	2 (2x), last May 11-12, 2019
<b>Widest win margin</b>	12 (17-5), June 10, 2007 at KC	<b>Widest win margin</b>	7 (7-0), May 11, 2019 at KC
<b>Most runs</b>	17, June 10, 2007 at KC	<b>Most runs</b>	8 (2x), last April 7, 2013 at PHI
<b>2-game sweeps</b>	0	<b>2-game sweeps</b>	0
<b>3-game sweeps</b>	0	<b>3-game sweeps</b>	0
<b>4-game sweeps</b>	0	<b>4-game sweeps</b>	0
<b>Last KC 2-game sweep at KC</b>	--	<b>Last PHI 2-game sweep at KC</b>	--
<b>Last KC 2-game sweep at PHI</b>	--	<b>Last PHI 2-game sweep at PHI</b>	--
<b>Last KC 3-game sweep at KC</b>	--	<b>Last PHI 3-game sweep at KC</b>	--
<b>Last KC 3-game sweep at PHI</b>	--	<b>Last PHI 3-game sweep at PHI</b>	--
<b>Last KC 4-game sweep at KC</b>	--	<b>Last PHI 4-game sweep at KC</b>	--
<b>Last KC 4-game sweep at PHI</b>	--	<b>Last PHI 4-game sweep at PHI</b>	--
<b>Most wins in KC</b>	2, 2007 (2-1)	<b>Most wins in KC</b>	2, 2019 (2-1)
<b>Most wins in PHI</b>	2, 2013 (2-1)	<b>Most wins in PHI</b>	2 (2x), last 2016 (2-1)

## YEAR-BY-YEAR RESULTS

YEAR	W-L	YEAR	W-L	YEAR	W-L	YEAR	W-L	YEAR	W-L	YEAR	W-L
2004	1-2	2007	2-1	2010	-	2013	2-1	2016	1-2	2019	1-2
2005	-	2008	-	2011	-	2014	-	2017	-	2020	-
2006	-	2009	-	2012	-	2015	-	2018	-	2021	-
										<b>2022</b>	<b>-</b>
											<b>7-8</b>

## NOTABLE PLAYERS TO PLAY FOR BOTH TEAMS

PLAYER	w/KC	w/PHI	PLAYER	w/KC	w/PHI
Cookie Rojas	1970-77	1963-69	Bob Boone	1989-90	1972-81
Danny Tartabull	1987-91	1997	Mike Sweeney	1995-2007	2010
Tom Gordon	1988-95	2006-08	Raúl Ibañez	2001-03, 2014	2009-11

## ROYALS vs. PIRATES



**PITTSBURGH PIRATES**  
**2022:** 62-100  
 T-4th, NL Central

SERIES INFORMATION		2023 KC vs. PIT		
ROYALS RECORD	W-L	DATE	SITE	TIME
<b>All-Time</b>	21-18	8/28	KC	7:10 CT
<b>in Kansas City</b>	13-3	8/29	KC	7:10 CT
<b>at Kauffman Stadium (1973-present)</b>	13-3	8/30	KC	7:10 CT
<b>in Pittsburgh</b>	8-15			
<b>at Three Rivers Stadium (1970-2000)</b>	5-4			
<b>at PNC Park (2001-present)</b>	3-11			
<b>Royals season series vs. Pirates</b>	6-5-1			

**HISTORY:** The Royals are 21-18 all-time against the Pirates, including 13-3 in Kansas City, which is their best record vs. any opponent in the 50-year history of Kauffman Stadium...the Royals have won 8 of their last 12 games vs. the Pirates since July 21, 2015 in which they have outscored Pittsburgh 65-36 (+29)...the two teams last faced off in 2021, when they split a 2-game set at PNC Park from April 27-28, before the Royals swept the Pirates in 2 games a month later from May 31-June 1...the Royals 9-6 victory over the Pirates on April 28 snapped a 7-game losing streak *at PNC Park*, which dated back to a win on June 28, 2009...in Kansas City's 7-3 win over Pittsburgh on May 31, 2021, the Royals recorded 13 hits and all nine position players in the starting lineup recorded at least 1 hit, including a 2-run homer from **Adalberto Mondesi**...the next day, on June 1, the Royals secured a 10-5 comeback win with the help of a go-ahead grand slam from **Andrew Benintendi** in the 5th inning to mark the Royals first grand slam since **Hunter Dozier** hit one on June 25, 2019 at Progressive Field, snapping a 194-game drought...with that victory, the Royals extended their win streak to 5 straight games vs. National League opponents, which marked their longest such run since winning a franchise-record 7 straight Interleague games from Aug. 5-19, 2014...Kansas City has won each of its last 7 games vs. the Pirates *at Kauffman Stadium* since July 21, 2015, in which the Royals have outscored them 47-17 (+30).

### LAST TRADE BETWEEN ROYALS AND PIRATES

DATE	ROYALS ACQUIRED	PIRATES ACQUIRED
7/29/15	Cash	RHP Joe Blanton

### SERIES HIGHS & SWEEPS

KANSAS CITY		PITTSBURGH	
<b>Longest win streak</b>	4 (2x), last July 14, 2001-June 22, 2006	<b>Longest win streak</b>	4, June 8, 2012-July 20, 2015
<b>Widest win margin</b>	13 (16-3), June 3, 2000 at PIT	<b>Widest win margin</b>	7 (10-3), June 24, 1998 at KC
<b>Most runs</b>	16, June 3, 2000 at PIT	<b>Most runs</b>	10 (3x), last July 20, 2015 at KC
<b>2-game sweeps</b>	1	<b>2-game sweeps</b>	0
<b>3-game sweeps</b>	2	<b>3-game sweeps</b>	2
<b>4-game sweeps</b>	0	<b>4-game sweeps</b>	0
<b>Last KC 2-game sweep at KC</b>	May 31-June 1, 2021	<b>Last PIT 2-game sweep at KC</b>	--
<b>Last KC 2-game sweep at PIT</b>	--	<b>Last PIT 2-game sweep at PIT</b>	--
<b>Last KC 3-game sweep at KC</b>	Sept. 11-13, 2020	<b>Last PIT 3-game sweep at KC</b>	--
<b>Last KC 3-game sweep at PIT</b>	--	<b>Last PIT 3-game sweep at PIT</b>	Sept. 17-19, 2018
<b>Last KC 4-game sweep at KC</b>	--	<b>Last PIT 4-game sweep at KC</b>	--
<b>Last KC 4-game sweep at PIT</b>	--	<b>Last PIT 4-game sweep at PIT</b>	--
<b>Most wins in KC</b>	3 (2x), last 2020 (3-0)	<b>Most wins in KC</b>	1 (3x), last 2015 (1-2)
<b>Most wins in PIT</b>	2 (2x), last 2000 (2-1)	<b>Most wins in PIT</b>	3 (2x), last 2018 (3-0)

### YEAR-BY-YEAR RESULTS

YEAR	W-L	YEAR	W-L	YEAR	W-L	YEAR	W-L	YEAR	W-L	YEAR	W-L	YEAR	W-L
1997	2-1	2001	1-2	2005	-	2009	1-2	2013	-	2017	-	2021	3-1
1998	1-1	2002	-	2006	3-0	2010	-	2014	-	2018	0-3	2022	-
1999	1-2	2003	-	2007	-	2011	-	2015	2-1	2019	-		21-18
2000	4-2	2004	-	2008	-	2012	0-3	2016	-	2020	3-0		

### NOTABLE PLAYERS TO PLAY FOR BOTH TEAMS

PLAYER	w/KC	w/PIT	PLAYER	w/KC	w/PIT
Ed Kirkpatrick	1969-73	1974-77	Joe Randa	1995-96, 1999-2004	1997, 2006
Amos Otis	1970-83	1984	Jeff Suppan	1998-2002	2003
Fred Patek	1971-79	1968-70	Reggie Sanders	2006-07	2003

# ROYALS vs. PADRES



**SAN DIEGO PADRES**  
**2022:** 89-73  
 2nd, NL West

SERIES INFORMATION			2023 KC vs. SD		
ROYALS RECORD	W-L		DATE	SITE	TIME
All-Time	7-11		5/15	SD	8:40 CT
in Kansas City	3-3		5/16	SD	8:40 CT
at Kauffman Stadium (1973-present)	3-3		5/17	SD	3:10 CT
in San Diego	4-8				
at PETCO Park (2004-present)	4-8				
Royals season series vs. Padres	3-3-0				

**2022:** The Royals hosted the Padres for a 3-game set from Aug. 26-28, which marked the Padres second ever visit to Kansas City and first since June 28-30, 2002, more than 20 years prior...according to *Elias*, the 20 years and 57 days between one team visiting another was the longest gap since 1997, ahead of Baltimore visiting St. Louis and Milwaukee visiting Baltimore, two 18-year runs which were snapped earlier in 2022...the Royals suffered a 13-5 loss to the Padres in the series opener on Aug. 26, in which they surrendered 19 hits—including 8 with runners in scoring position—and eight pitchers combined to record 27 outs, including **Hunter Dozier**, who made his first career pitching appearance in the 9th inning...the Padres clinched the series with a 4-3 win the following night after the Royals blew an early 3-0 lead...Kansas City avoided getting swept after the offense exploded for 15 runs on a season-high-tying 18 hits to mark their highest-scoring game in more than three years...they batted around in the 1st, 6th and 8th innings to mark the third game in club history in which they batted around three times, following Aug. 10, 1996 at California and June 8, 2006 vs. Texas...in the 15-7 victory, five of the seven Royals relief pitchers were credited with a hold, setting a new franchise single-game record since the statistic was introduced in the 1980s.

2022 KC vs. SD		
DATE	SITE	SCORE
8/26	KC	L 13-5
8/27	KC	L 4-3
8/28	KC	W 15-7

**HISTORY:** The Royals are 7-11 all-time against the Padres, and their 18 overall meetings are tied for Kansas City's 5th-fewest vs. any opponent...from 2004-17, the Royals and Padres played all 12 of their games in San Diego, where the Royals went 4-8 but were outscored just 55-53 (-2)...the Royals have hosted the Padres for just 6 games in Kansas City, which is tied with the Phillies for their fewest against any opponent in the 50-year history of Kauffman Stadium...San Diego put together a 7-game win streak vs. Kansas City from July 2, 2004-May 5, 2014, however the Royals have gone 5-3 in their last 8 games since snapping that skid...in 18 all-time games vs. San Diego, the Royals have averaged 6.1 runs per game (109 total runs), which is their highest rate against any single opponent, and their .786 OPS vs. the Padres is their 4th-best vs. any team.

## LAST TRADE BETWEEN ROYALS AND PADRES

DATE	ROYALS ACQUIRED	PADRES ACQUIRED
8/2/22	OF Brent Rooker	C Cam Gallagher

## SERIES HIGHS & SWEEPS

KANSAS CITY		SAN DIEGO	
<b>Longest win streak</b>	2 (2x), last June 10-11, 2017	<b>Longest win streak</b>	7, July 2, 2004-May 5, 2014
<b>Widest win margin</b>	12 (13-1), June 30, 2002 at KC	<b>Widest win margin</b>	8 (13-5), Aug. 26, 2022 at KC
<b>Most runs</b>	15, Aug. 28, 2022 at KC	<b>Most runs</b>	13, Aug. 26, 2022 at KC
<b>2-game sweeps</b>	0	<b>2-game sweeps</b>	0
<b>3-game sweeps</b>	0	<b>3-game sweeps</b>	2
<b>4-game sweeps</b>	0	<b>4-game sweeps</b>	0
<b>Last KC 2-game sweep at KC</b>	--	<b>Last SD 2-game sweep at KC</b>	--
<b>Last KC 2-game sweep at SD</b>	--	<b>Last SD 2-game sweep at SD</b>	--
<b>Last KC 3-game sweep at KC</b>	--	<b>Last SD 3-game sweep at KC</b>	--
<b>Last KC 3-game sweep at SD</b>	--	<b>Last SD 3-game sweep at SD</b>	June 27-29, 2011
<b>Last KC 4-game sweep at KC</b>	--	<b>Last SD 4-game sweep at KC</b>	--
<b>Last KC 4-game sweep at SD</b>	--	<b>Last SD 4-game sweep at SD</b>	--
<b>Most wins in KC</b>	2, 2002 (2-1)	<b>Most wins in KC</b>	2, 2022 (2-1)
<b>Most wins in SD</b>	2 (2x), last 2017 (2-1)	<b>Most wins in SD</b>	3 (2x), last 2011 (3-0)

## YEAR-BY-YEAR RESULTS

YEAR	W-L	YEAR	W-L	YEAR	W-L	YEAR	W-L	YEAR	W-L	YEAR	W-L	YEAR	W-L
2002	2-1	2005	-	2008	-	2011	0-3	2014	2-1	2017	2-1	2020	-
2003	-	2006	-	2009	-	2012	-	2015	-	2018	-	2021	-
2004	0-3	2007	-	2010	-	2013	-	2016	-	2019	-	2022	1-2
													7-11

## NOTABLE PLAYERS TO PLAY FOR BOTH TEAMS

PLAYER	w/KC	w/SD	PLAYER	w/KC	w/SD
Kurt Stillwell	1988-91	1992-93	Eric Hosmer	2011-17	2018-22
Kevin McReynolds	1992-93	1983-86	James Shields	2013-14	2015-16
Wally Joyner	1992-95	1996-99	Ian Kennedy	2016-20	2013-15

## ROYALS vs. GIANTS



**SAN FRANCISCO  
GIANTS**  
2022: 81-81  
3rd, NL West

SERIES INFORMATION		2023 KC vs. SF		
ROYALS RECORD	W-L	DATE	SITE	TIME
All-Time	13-6	4/7	SF	3:35 CT
in Kansas City	8-3	4/8	SF	3:05 CT
at Kauffman Stadium (1973-present)	8-3	4/9	SF	3:05 CT
in San Francisco	5-3			
at Oracle Park (2000-present)	5-3			
Royals season series vs. Giants	5-1-0			

**2022:** The Royals opened a 9-game, 10-day West Coast swing with a 3-game series in San Francisco on June 13 to mark Kansas City's third regular season visit to Oracle Park and first since a 2-game set exactly five years prior to the day, from June 13-14, 2017...they suffered a 6-2 loss in the series opener despite taking an early 2-0 lead in the 3rd inning, after which they were limited to just 2 baserunners...the following night, on June 14, the Royals were defeated 4-2 as the Giants won back-to-back games vs. Kansas City in the regular season for just the second time in franchise history...in each of their losses, the Royals managed to outthit the Giants, although 13 of their 14 hits were singles...they narrowly avoided the sweep with a 3-2 win in the series finale on June 15 in which they recorded just 4 hits and the two teams combined to go 0-for-9 with runners in scoring position, including 0-for-2 by the Royals.

2022 KC vs. SF		
DATE	SITE	SCORE
6/13	SF	L 6-2
6/14	SF	L 4-2
6/15	SF	W 3-2

**HISTORY:** The Royals are 13-6 (.684) all-time vs. the Giants, which is their best win percentage against any opponent, and they trail only the White Sox (.750) for the best all-time win percentage vs. San Francisco... Kansas City has pitched to the tune of a 3.34 ERA in 19 overall games vs. the Giants, which is its lowest mark against any single opponent, ahead of its 3.47 ERA in 16 games vs. the Mets...the Royals have gone 5-1-0 in season series play with the Giants, as 2022 marked the first year in club history in which the Royals lost the season series (1-2)...these totals do not include postseason play, as Kansas City fell to San Francisco in 7 games in the 2014 World Series, which marked the Royals first appearance in the Fall Classic in 29 years, dating back to their 1985 World Series win over St. Louis...center fielder **Lorenzo Cain** capped his torrid postseason with an 8-for-26 (.308) effort in the series, with 2 doubles, 3 walks and 4 RBI...rookie hurler **Yordano Ventura** started two of Kansas City's wins, including Game 6 when he tossed 7.0 scoreless innings en route to a 10-0 triumph.

### LAST TRADE BETWEEN ROYALS AND GIANTS

DATE	ROYALS ACQUIRED	GIANTS ACQUIRED
11/7/11	LHP Jonathan Sánchez, LHP Ryan Verdugo	OF Melky Cabrera

### SERIES HIGHS & SWEEPS

KANSAS CITY		SAN FRANCISCO	
<b>Longest win streak</b>	5, June 21, 2008-Aug. 10, 2014	<b>Longest win streak</b>	2 (2x), last June 13-14, 2022
<b>Widest win margin</b>	7 (8-1), 2x, last June 13, 2017 at SF	<b>Widest win margin</b>	5 (9-4), June 20, 2008 at KC
<b>Most runs</b>	11, June 22, 2008 at KC	<b>Most runs</b>	10, June 22, 2008 at KC
<b>2-game sweeps</b>	1	<b>2-game sweeps</b>	0
<b>3-game sweeps</b>	1	<b>3-game sweeps</b>	0
<b>4-game sweeps</b>	0	<b>4-game sweeps</b>	0
<b>Last KC 2-game sweep at KC</b>	--	<b>Last SF 2-game sweep at KC</b>	--
<b>Last KC 2-game sweep at SF</b>	June 13-14, 2017	<b>Last SF 2-game sweep at SF</b>	--
<b>Last KC 3-game sweep at KC</b>	Aug. 8-10, 2014	<b>Last SF 3-game sweep at KC</b>	--
<b>Last KC 3-game sweep at SF</b>	--	<b>Last SF 3-game sweep at SF</b>	--
<b>Last KC 4-game sweep at KC</b>	--	<b>Last SF 4-game sweep at KC</b>	--
<b>Last KC 4-game sweep at SF</b>	--	<b>Last SF 4-game sweep at SF</b>	--
<b>Most wins in KC</b>	3, 2014 (3-0)	<b>Most wins in KC</b>	1 (3x), last 2017 (1-1)
<b>Most wins in SF</b>	2 (2x), last 2017 (2-0)	<b>Most wins in SF</b>	2, 2022 (2-1)

### YEAR-BY-YEAR RESULTS

YEAR	W-L	YEAR	W-L	YEAR	W-L	YEAR	W-L	YEAR	W-L	YEAR	W-L
2003	2-1	2006	-	2009	-	2012	-	2015	-	2018	-
2004	-	2007	-	2010	-	2013	-	2016	-	2019	-
2005	2-1	2008	2-1	2011	-	2014	3-0	2017	3-1	2020	-
											13-6

### NOTABLE PLAYERS TO PLAY FOR BOTH TEAMS

PLAYER	w/KC	w/SF	PLAYER	w/KC	w/SF
Orlando Cepeda	1974	1958-66	Bob Melvin	1992	1986-88
Dan Quisenberry	1979-88	1990	Chili Davis	1997	1981-87
Bud Black	1982-88	1991-94	Carlos Beltrán	1998-2004	2011
Gaylord Perry	1983	1962-71	Reggie Sanders	2006-07	2002



# ROYALS vs. CARDINALS



**ST. LOUIS CARDINALS**  
**2022:** 93-69  
 1st, NL Central

SERIES INFORMATION		2023 KC vs. STL		
ROYALS RECORD	W-L	DATE	SITE	TIME
All-Time	47-73	5/30	STL	1:15 CT
in Kansas City	22-44	5/31	STL	6:45 CT
at Kauffman Stadium (1973-present)	22-44	8/11	KC	7:10 CT
in St. Louis	25-29	8/12	KC	6:15 CT
at Old Busch Stadium (1966-2005)	5-7			
at New Busch Stadium (2006-present)	20-22			
Royals season series vs. Cardinals	7-16-3			

**2022:** The Royals played their first road game of the 2022 season at Busch Stadium on April 12 and lost, 6-5, a game in which 10 of the 11 runs scored came via home runs...the following day's game was rained out and made up three weeks later on May 2, a 1-0 Cardinals win...the 1-70 rivals split 2 games at Kauffman Stadium from May 3-4, with the Royals winning the first game 7-1 before losing 10-0 the next day...despite holding the Cardinals to 1 run in 2 of their 4 meetings, Royals pitchers allowed a combined 16 runs in the other 2 games...**Bobby Witt Jr.** recorded his 1st career home run off the Cardinals **Dakota Hudson** on May 3, 2022 and **MJ Melendez** made his Major League debut in that same game, going 1-for-3 with a walk.

2022 KC vs. STL		
DATE	SITE	SCORE
4/12	STL	L 7-6
5/2	STL	L 1-0
5/3	KC	W 7-1
5/4	KC	L 10-0

**HISTORY:** The Royals are 47-73 (.392) all-time vs. their intrastate rivals, which is their lowest win percentage vs. any opponent (min. 10 games)...the Royals are 7-16-3 in season series vs. the Cardinals and have not won a season set since 2016, when they took 3 of 4...the Royals have lost the season series in five of the six seasons since, the only exception being a 3-3 split during the 2020 season...after going 23-28 vs. the Cardinals from 1997-2008, the Royals are 24-44 since 2009...these totals do not include the 1985 World Series, in which the Royals overcame a 3-1 deficit to win in 7 games, clinching their first championship in franchise history.

## LAST TRADE BETWEEN ROYALS AND CARDINALS

DATE	ROYALS ACQUIRED	CARDINALS ACQUIRED
5/25/16	Cash	OF José Martínez

## SERIES HIGHS & SWEEPS

KANSAS CITY		ST. LOUIS	
<b>Longest win streak</b>	4, June 18-27, 2008	<b>Longest win streak</b>	7, June 28, 2003-May 21, 2005
<b>Widest win margin</b>	11 (16-5), Aug. 30, 1997 at KC	<b>Widest win margin</b>	10 (10-0), May 4, 2022 at KC
<b>Most runs</b>	17 (2x), last June 9, 1999 at KC	<b>Most runs</b>	13 (3x), last June 29, 2003 at KC
<b>2-game sweeps</b>	2	<b>2-game sweeps</b>	5
<b>3-game sweeps</b>	2	<b>3-game sweeps</b>	7
<b>4-game sweeps</b>	0	<b>4-game sweeps</b>	0
<b>Last KC 2-game sweep at KC</b>	--	<b>Last STL 2-game sweep at KC</b>	Aug. 13-14, 2019
<b>Last KC 2-game sweep at STL</b>	June 29-30, 2016	<b>Last STL 2-game sweep at STL</b>	Aug. 9-10, 2017
<b>Last KC 3-game sweep at KC</b>	June 12-14, 2001	<b>Last STL 3-game sweep at KC</b>	Aug. 13-15, 2021
<b>Last KC 3-game sweep at STL</b>	June 17-19, 2008	<b>Last STL 3-game sweep at STL</b>	June 14-16, 2002
<b>Last KC 4-game sweep at KC</b>	--	<b>Last STL 4-game sweep at KC</b>	--
<b>Last KC 4-game sweep at STL</b>	--	<b>Last STL 4-game sweep at STL</b>	--
<b>Most wins in KC</b>	3, 2001 (3-0)	<b>Most wins in KC</b>	3 (6x), last 2021 (3-0)
<b>Most wins in STL</b>	3, 2008 (3-0)	<b>Most wins in STL</b>	3 (2x), last 2015 (3-0)

## YEAR-BY-YEAR RESULTS

YEAR	W-L	YEAR	W-L	YEAR	W-L	YEAR	W-L	YEAR	W-L	YEAR	W-L	YEAR	W-L
1997	1-2	2001	3-0	2005	1-2	2009	1-5	2013	1-3	2017	0-4	2021	1-5
1998	2-1	2002	1-5	2006	2-4	2010	2-1	2014	3-1	2018	2-4	2022	1-3
1999	2-1	2003	3-3	2007	3-3	2011	2-4	2015	2-4	2019	1-3		<b>47-73</b>
2000	1-2	2004	0-3	2008	4-2	2012	2-4	2016	3-1	2020	3-3		

## NOTABLE PLAYERS TO PLAY FOR BOTH TEAMS

PLAYER	w/KC	w/STL	PLAYER	w/KC	w/STL
Cookie Rojas	1970-77	1970	Vince Coleman	1994-95	1985-90
Jamie Quirk	1975-76, 78-82, 85-88	1983	Jeff Suppan	1998-02	2004-10
Darrell Porter	1977-80	1981-85	Carlos Beltrán	1998-04	2012-13
Clint Hurdle	1977-81	1986	Reggie Sanders	2006-07	2004-05
Dan Quisenberry	1979-88	1988-89	Greg Holland	2010-15, 20-21	2018

## ROYALS vs. NATIONALS



**WASHINGTON NATIONALS**  
2022: 55-107  
5th, NL East

### SERIES INFORMATION

ROYALS RECORD	W-L	2023 KC vs. WAS		
		DATE	SITE	TIME
All-Time	5-13	5/26	KC	7:10 CT
in Kansas City	3-6	5/27	KC	3:10 CT
at Kauffman Stadium (1973-present)	3-6	5/28	KC	1:10 CT
in Washington/Montreal	2-7			
at Olympic Stadium (1977-2004)	0-3			
at Nationals Park (2008-present)	2-4			
Royals season series vs. Nationals	0-6-0			

**HISTORY:** The Royals are 5-13 (.278) all-time vs. the Nationals—and have gone winless in 6 series—which is their worst mark against any opponent...since the Expos left Montreal and became the Washington Nationals in 2005, the Royals have posted a 4-8 record against them, including going 2-4 at Nationals Park...the Nats won 2 of 3 games in their last meeting with Kansas City from July 5-7, 2019, a year in which Washington went on to win the World Series in 7 games over the Houston Astros...the Royals won that series opener on July 5 with a 7-4 victory in 11 innings at Nationals Park, a game that lasted 4 hours, 40 minutes and saw a combined 14 different pitchers enter the game...after scoring 7 runs on 12 hits in the first game of that series, the Royals scored a total of 2 runs on 15 hits over the remaining 2 games, including a 6-0 shutout loss to Washington on July 6 and a 5-2 defeat in the rubber match on July 7 to send Kansas City into the All-Star break...after losing 7 of their first 8 games vs. the Nationals in club history, the Royals have won 4 of their last 10 meetings dating back to June 23, 2010, however they have never won consecutive games vs. Washington.

### LAST TRADE BETWEEN ROYALS AND NATIONALS

DATE	ROYALS ACQUIRED	NATIONALS ACQUIRED
7/3/21	Cash	IF Alcides Escobar

### SERIES HIGHS & SWEEPS

KANSAS CITY		WASHINGTON	
Longest win streak	--	Longest win streak	4, June 10, 2004 (G1)-June 22, 2010
Widest win margin	3 (7-4), July 5, 2019 at WAS	Widest win margin	11 (13-2), May 4, 2016 at KC
Most runs	10, Aug. 23, 2013 at KC	Most runs	13, May 4, 2016 at KC
2-game sweeps	0	2-game sweeps	0
3-game sweeps	0	3-game sweeps	1
4-game sweeps	0	4-game sweeps	0
Last KC 2-game sweep at KC	--	Last WAS 2-game sweep at KC	--
Last KC 2-game sweep at WAS	--	Last WAS 2-game sweep at WAS	--
Last KC 3-game sweep at KC	--	Last WAS 3-game sweep at KC	--
Last KC 3-game sweep at WAS	--	Last WAS 3-game sweep at WAS	June 18-20, 2002
Last KC 4-game sweep at KC	--	Last WAS 4-game sweep at KC	--
Last KC 4-game sweep at WAS	--	Last WAS 4-game sweep at WAS	--
Most wins in KC	1 (3x), last 2016 (1-2)	Most wins in KC	2 (3x), last 2016 (2-1)
Most wins in WAS	1 (2x), last 2019 (1-2)	Most wins in WAS	3, 2002 (3-0)

### YEAR-BY-YEAR RESULTS

YEAR	W-L	YEAR	W-L	YEAR	W-L	YEAR	W-L	YEAR	W-L	YEAR	W-L	YEAR	W-L
2002	0-3	2005	-	2008	-	2011	-	2014	-	2017	-	2020	-
2003	-	2006	-	2009	-	2012	-	2015	-	2018	-	2021	-
2004	1-2	2007	-	2010	1-2	2013	1-2	2016	1-2	2019	1-2	2022	-

**5-13**

### NOTABLE PLAYERS TO PLAY FOR BOTH TEAMS

PLAYER	w/KC	w/WAS	PLAYER	w/KC	w/WAS
Hubie Brooks	1993-94	1985-89	Kelvin Herrera	2011-18	2018
David DeJesus	2003-10	2013	Alcides Escobar	2011-18	2021-22
Greg Holland	2010-15, 2020-21	2018	Michael A. Taylor	2021-22	2014-20

## INTERLEAGUE PLAY

### OVERALL RECORDS

Overall	227-256
Home	114-126
Road	113-130
Extra-innings	22-24
In shutouts	23-42
vs. NL East	38-46
vs. NL Central	133-155
vs. NL West	56-55

### VS. OPPONENT

Team	Home	Road	Overall
Arizona	7-13	7-4	14-17
Atlanta	4-3	5-5	9-8
Chicago	7-7	7-10	14-17
Cincinnati	7-8	11-6	18-14
Colorado	8-3	8-9	16-12
Houston (pre-2013)	8-10	9-9	17-19
Los Angeles	5-4	1-5	6-9
Miami	4-5	6-3	10-8
Milwaukee (post-1997)	14-10	12-12	26-22
New York	4-4	3-5	7-9
Philadelphia	3-3	4-5	7-8
Pittsburgh	13-3	8-15	21-18
St. Louis	22-44	25-29	47-73
San Diego	3-3	4-8	7-11
San Francisco	8-3	5-3	13-6
Washington	3-6	2-7	5-13

### YEAR-BY-YEAR RESULTS

Year	Home	Road	Overall
1997	3-3	3-6	6-9
1998	4-4	5-3	9-7
1999	2-7	4-5	6-12
2000	4-5	4-5	8-10
2001	4-5	4-5	8-10
2002	4-5	1-8	5-13
2003	4-5	5-4	9-9
2004	3-6	3-6	6-12
2005	5-4	4-5	9-9
2006	5-4	5-4	10-8
2007	6-3	4-5	10-8
2008	6-3	7-2	13-5
2009	4-5	4-5	8-10
2010	5-4	3-6	8-10
2011	3-6	2-7	5-13
2012	4-5	4-5	8-10
2013	3-7	6-4	9-11
2014	7-3	8-2	15-5*
2015	8-2	5-5	13-7
2016	5-5	5-5	10-10
2017	5-5	4-6	9-11
2018	1-9	5-5	6-14
2019	3-7	6-4	9-11
2020	7-3	2-8	9-11
2021	5-5	7-3	12-8
2022	4-6	3-7	7-13

\*Single-season record

### CONSECUTIVE RECORDS

Longest winning streak	7 G (2014)
Longest losing streak	10 G (2004-05)

### SINGLE-GAME TEAM RECORDS

Most runs scored	17 (3x), last June 14, 2007 vs. STL
Most runs allowed	15, June 10, 2002 vs. FLA (14 inn)
Most runs, both teams	30 (17-13), June 9, 1999 vs. STL

### SINGLE-GAME BATTING RECORDS

<b>Hits</b>	
5 (4x)	last Hunter Dozier, May 13, 2022 at COL
<b>Runs</b>	
4 (9x)	last Hunter Dozier, May 13, 2022 at COL
<b>Home runs</b>	
2 (20x)	last Salvador Perez, April 12, 2022 at STL
<b>RBI</b>	
7	Billy Butler, April 7, 2013 at PHI

### SINGLE-GAME PITCHING RECORDS

<b>Innings pitched</b>	
9.0 (9x)	last Brad Keller, Sept. 13, 2020 vs. PIT
<b>Walks</b>	
7 (3x)	last Kyle Davies, June 20, 2010 at ATL
<b>Strikeouts</b>	
12	Zack Greinke, June 13, 2010 at CIN

### SINGLE-SEASON BATTING RECORDS

<b>Batting average</b>	.508*	Joe Randa (1999)
<b>Hits</b>	34	Alcides Escobar (2016)
<b>Runs</b>	19	Carlos Beltrán (1999)
<b>Doubles</b>	9 (4x)	last Billy Butler (2010)
<b>Triples</b>	4 (2x)	last Mark Teahen (2007)
<b>Home runs</b>	7	Jeff King (1997)
<b>RBI</b>	21	Carlos Beltrán (1999)
<b>Stolen bases</b>	10	Carlos Beltrán (2003)

\*min. 50 PA

### SINGLE-SEASON PITCHING RECORDS

<b>Wins</b>	4 (2x)	last Brad Keller (2020)
<b>Losses</b>	3 (10x)	last Kris Bubic (2022)
<b>Saves</b>	9	Greg Holland (2014)
<b>Innings</b>	41.1	James Shields (2014)
<b>Walks</b>	17	Brad Keller (2019)
<b>Strikeouts</b>	38	Mike Minor (2021)

### CAREER BATTING RECORDS

<b>Batting average</b>	.342*	Joe Randa
<b>Hits</b>	210	Alex Gordon
<b>Runs</b>	120	Alex Gordon
<b>Doubles</b>	39	Alex Gordon
<b>Triples</b>	8	Alcides Escobar
<b>Home runs</b>	31	Salvador Perez
<b>RBI</b>	94	Alex Gordon, Salvador Perez
<b>Stolen bases</b>	25	Alcides Escobar

\*min. 300 PA

### CAREER PITCHING RECORDS

<b>Wins</b>	10 (2x)	Danny Duffy, Zack Greinke
<b>Losses</b>	8 (2x)	Brad Keller, Zack Greinke
<b>ERA</b>	1.72*	Edinson Vólquez
<b>Saves</b>	20	Greg Holland
<b>Innings</b>	140.2	Zack Greinke
<b>Runs allowed</b>	82	Zack Greinke
<b>Walks</b>	56	Brad Keller
<b>Strikeouts</b>	140	Danny Duffy

\*min 50.0 IP



# 2023 IMPORTANT DATES CALENDAR

## January

- 13 Salary Arbitration Exchange Date
- 15 Opening of the 2023 International Player Signing Period
- Beginning of the 2023 International Player Registration Period
- 30 Through February 17 – Salary Arbitration Hearings

## February

- 13 Voluntary Report Date for Pitchers and Catchers Participating in the World Baseball Classic.
- 15 The voluntary date on which Pitchers, Catchers, and Injured Players can be invited to Spring Training
- Mandatory Report Date for Pitchers and Catchers Participating in the World Baseball Classic
- First date players may be placed on the 60-day Injured List
- 16 Mandatory Report Date for Position Players Participating in the World Baseball Classic
- 18 First date weekend waivers will be processed; continues through end of season
- 20 The voluntary date on which Position Players can be invited to Spring Training
- 25 Mandatory date all players must report to Spring Training
- Anticipated start of Spring Training games among Clubs

## March

- 2 First date to renew Major League contracts
- 5 First date clubs may ask waivers on selected Rule 5 or draft-excluded players
- 8 First day of the World Baseball Classic
- 10 First date clubs may assign draft-excluded players
- 11 Last date to renew Major League contracts
- 13 Last date to request UR Waivers to owe 30 days' termination pay (before 2pm ET)
- 14 UR waivers requested today through 3/28, Club will owe player 45 days' termination pay
- Last date to assign injured player to a Minor League club, if applicable
- 20 Last date a XX(B) player signed to a Minor League UPC qualifies for opt-outs
- 21 World Baseball Classic: Final
- 25 XX(B) Minor League player may require release if not agreement to add to 26-man roster
- 26 The earliest date that a Club may backdate a placement on the 7-day Concussion Injured List
- 27 The earliest date that a Club may backdate a placement on the 10 or 15-day Injured List
- 28 Last date to request UR Waivers to owe 45 days' termination pay (before 2pm ET)
- 30 Official opening of 2023 season: rosters reduced to 26 (13 pitchers) by 12:00pm ET – Noon
- Optional assignments begin to count towards the annual option limit of 5
- 31 AAA Opening Day – Domestic Reserve List Limit reduced to 180

## April

- 2 First date 7-day Injured List players may be reinstated, if applicable
- 6 First date 10-day Injured List players may be reinstated, if applicable
- 9 First date optioned position players may be recalled, if applicable
- 11 First date 15-day Injured List players may be reinstated, if applicable
- 14 First date optioned pitchers may be recalled, if applicable

## May

- 1 XX(B) Minor League player may require release if not added to Active Roster
- 15 Earliest date Clubs may re-sign Major League players they released after August 31, 2022
- 29 First date that players on the 60-day Injured List may be reinstated, if permissible

## June

- 1 XX(B) Minor League player may require release if not added to Active Roster
- 15 First date Clubs may trade XX(B) player without his consent
- 19-25 MLB Draft Combine

THESE DATES WILL BE USED UNLESS OTHERWISE NOTIFIED

## July

- 2 Start of the Closed Period – First-Year Player Draft
- 9-11 First-Year Player Draft , Seattle, WA
- 11 All-Star Game, T-Mobile Park, Seattle, WA
- 25 Signing Deadline for drafted players (First-Year Player Draft) – 5:00pm ET

## August

- 1 Trade Deadline – 6:00pm ET
- 15 Last date to select a player to avoid draft-excluded status
- 30 Unconditional Release waivers must be requested by 2:00 pm ET to avoid May 15, 2024 signing restriction
- 31 Post-season eligibility lists are established at 11:59pm ET

## September

- 1 Active Major League player limit increased from 26 to 28 and 14 pitchers
- 8 Players optioned today through end of season accrue MLS while optioned
- 24 Last date to trade any Minor League UPC until end of championship season at 12pm ET – Noon

## October

- 1 Last weekend date waivers will be processed until next spring training
- Last day of the 2023 championship season
- 2 All players on optional assignment must be recalled
- All players on the 7-day, COVID IL, 10-day and 15-day Injured Lists must be reinstated
- Minor League UPC's may now be traded between Major League Clubs
- Injured players now may be assigned to the Minor Leagues until November 14, if permissible
- 2-15+ Article XX(D) Free Agency period. 48 hours following last game for post-season teams

## TBD Dates (Based on the end of the World Series)

- 1<sup>st</sup> Day After Eligible XX(B) players become free agents (start of the Quiet Period)
- First date players may be traded between Major League Clubs
- 4<sup>th</sup> Day After Last date to request waivers on draft-excluded players until next spring
- 5<sup>th</sup> Day After Last date to outright potential Minor League free agent without Major League contract, if applicable
- Last date for former Club to tender qualifying offer to XX(B) players, if applicable
- Domestic Minor League Player Limit Increases to 190 Players
- Minor League players become free agents at 5:00 pm ET, if applicable
- End of the Quiet Period XX(B) player can negotiate and sign with any Club
- All players on the 60-day (Major and Minor) and Full-Season Injured Lists must be reinstated

## November

- 1 Deadline for the 2024 International Player Registration Period
- 10 Last date to ask Outright Waivers on an injured player, if permissible
- 14 Last date to outright an injured player to the Minor Leagues, if applicable
- XX(B) players decide to accept qualifying offer from former Club by 4:00pm ET, if applicable
- Reserve lists for all Major and Minor League levels filed by 6:00pm ET (All Transactions MUST be entered by 5:30 PM ET)
- 17 Tender deadline
- 29 Last date to request Outright Waivers to assign player prior to Rule 5 Draft

## December

- 1 Release of the 2024 Registered Players List
- Competitive Balance Selections Assigned
- 3 Last date to outright a player prior to the Rule 5 Draft
- 5 MLB Draft Lottery
- 6 Major League Rule 5 Draft - Winter Meetings, Nashville, TN
- 15 End of 2023 International Signing Period



## SCOUTING & PLAYER DEVELOPMENT

- 310 Pro Scouting Staff
- 313 Domestic Cross Checkers
- 314 Domestic Scouting Staff
- 315 International Scouting Staff
- 317 Draft & International Class



## PRO SCOUTING STAFF



### DENNIS CARDOZA

#### PRO SCOUT

**Dennis “Cardy” Cardoza** enters his 32nd season in baseball, 14th season in the Royals organization and his 11th as a Pro Scout. Cardoza began his scouting career in 1991 with Montreal, where he scouted players in various regions during his 11 seasons with the Expos, including: Southern California, Oklahoma, Arkansas, Kansas, Missouri, South Carolina, North Carolina, Virginia, Oklahoma and Texas.

When Jeffrey Loria sold the Expos and bought the Marlins in 2002, Cardoza remained in his same role as an Area Scout in Texas, but with Loria’s new team in Florida. He served as the Midwestern Supervisor/Cross Checker the following season, 2003, when the Marlins won the World Series. Cardoza and his wife of 20 years, Mari Noel, reside in Robinson, Texas, but travel to San Diego often to visit their grandchildren: Niko (13), Siena (11) and Kanin (7).



### JIM CUTHBERT

#### ADVANCE & SPECIAL ASSIGNMENT SCOUT

**Jim Cuthbert** begins his first season with the Royals, after spending the previous two seasons as an Advance/Professional Scout for the Boston Red Sox. Cuthbert has amassed nine years of Amateur Scouting experience ranging from the Northeast to the Southeast, followed by 13 years of Professional Scouting experience; including minor league, Major League and front office roles.

Cuthbert spent two seasons as a Major League Advance Scout for Washington before joining Boston, and worked with the 2019 World Series champion Nationals.

Prior to that, he served as the Director of Professional Scouting from 2017-18 and as a Special Assignment Scout in 2016 for the Miami Marlins. He spent six seasons in the Cleveland Guardians organization from 2010-15, including three seasons as a Major League Advance Scout for Manager Terry Francona and three seasons as a Professional Scout. His career began in the Texas Rangers organization, where he served as an Amateur Scout for NY/NJ from 1999-2004, before transitioning into a Amateur Scout role for Southeast NC, SC and GA from 2006-09.

The Brooklyn, N.Y. native graduated from St. John’s University in 1997 with a B.S. in Sports Management, and played catcher for the SJU baseball team. He and his wife of 21 years, Maria, reside in Breinigsville, Pa. and have two sons: Anthony (12) and Nicholas (10).



### ORLANDO ESTEVEZ

#### PRO SCOUT

**Orlando Estevez** begins his 20th season with the Royals and first as a Pro Scout, after serving as the International Supervisor in 2022 and working the previous nine seasons as the Latin America Scouting Coordinator. The 2011 **Art Stewart** Scout of the Year began his professional baseball career with the California Angels as a Part-Time Scout and Coach for the rookie affiliate in Mesa, Ariz., from 1987-90. He then worked as an Area Scout for the Astros, covering South Florida from 1990-96.

He graduated from Pace High School in Opa-locka, Fla., and attended Miami-Dade Community College. While at Miami-Dade, he was an Assistant Coach and Recruiter. He and his wife, Ivonne, reside in Pembroke Pines, Fla., with their children Daniel, Lauren, and twins, David and Ryan.



### BRAD KELLEY

#### PRO SCOUT

**Brad Kelley** is in his second year with the Royals as a Pro Scout, following 10 years (2011-21) in the same role with the Arizona Diamondbacks. Prior to that, he spent 16 years with the Cubs, serving as an Area Supervisor, National Crosschecker & Major League Advance Scout from 1996-2010.

Kelley pitched in the minors for three seasons from 1977-79, before beginning his coaching career as the Baseball Coach at the University of Louisiana at Lafayette from 1980-84. He then moved to the University of Miami as an Assistant Coach from 1985-92, before serving as Manager for the 1993 season. Kelley then went on to serve as a Pitching Coach (1994) and Manager (1995) in the Reds organization. He also was an Assistant Coach for Team USA in the 1987 Pan American Games and the 1992 Olympics. He now resides in Scottsdale, Ariz. and has a daughter, Kristin, and granddaughter, Alyciana.



## PRO SCOUTING STAFF (CONT.)



### MARK LEAVITT

#### PRO SCOUT

**Mark Leavitt** is in his seventh season with the Royals. 2023 will be his fourth year as a Pro Scout, a position he worked in with the Royals from 2018-19, before transitioning into an Area Scout role in North Florida from 2020-21. Before joining the Royals as a part-time scout in 2017, he served in various scouting roles with the Montreal Expos from 1997-2000 and with the Seattle Mariners from 2001-07.

In addition to his work in Major League Baseball, Leavitt has served as an Assistant Coach at the collegiate level at Stetson, George Mason, James Madison, George Washington, Radford, and Princeton. Leavitt also coached at Harwich and Chatham of the Cape Cod League.

A 1988 graduate of Princeton with a bachelor's degree in history, Leavitt lettered all four years of his college career. He went on to get his master's degree in interdisciplinary studies/sport management from George Mason. Leavitt now lives in DeLand, Fla. with his wife, Christina, and sons, Scott and Mark Ryan.



### JOHN MCMICHEN

#### PRO SCOUT

**John McMichen** is in his third season with the Royals as a Pro Scout, following 25 years as a Pro Scout for the Seattle Mariners. Prior to that, he was a scout for the Major League Baseball Scouting Bureau from 1992-95 and was the Assistant Baseball Coach at Ball State University from 1989-92.

McMichen earned his master's of education in physical education, teaching and coaching from Miami (Ohio) University in 1984. John and his wife, Brett, have two sons, Grady and Perry, and split time between Cincinnati, Ohio and Sarasota, Fla.



### TONY TIJERINA

#### ADVANCE SCOUT

**Tony Tijerina** is in his 17th season in the Royals organization and fourth as an Advance Scout. His previous roles include five years as a Pro/Advance Scout from 2015-19, four years as the Minor League Field Coordinator from 2011-14, three years as the Assistant Field Coordinator and Catching Coordinator from 2008-10 and one season as Manager at Double-A Wichita in 2007.

Before joining the Royals, he spent 16 years with the New York Mets, including six seasons in the minors as a catcher from 1991-96. He then went on to serve as a Hitting Coach at Pittsfield from 1997-98 and managed at various levels in the system for seven seasons from 1999-2005. From 2004-06, he also took on the duties as the Mets Catching Coordinator before serving as the Mets Minor League Field Coordinator from 2005-06. Following the 2002 season, in which he led Capital City to a first-half title, he was named the South Atlantic League's Best Managerial Prospect by *Baseball America*. He was selected by the Mets in the 13th round of the 1991 draft out of Texas Tech University, where he was a two-time All-Southwest Conference selection. He resides in Newark Valley, N.Y., with his wife, Linda, and daughter, Lauren.



### MITCH WEBSTER

#### SPECIAL ASSIGNMENT SCOUT

**Mitch Webster**, recipient of the 2013 and 2016 **Art Stewart** Award for outstanding scouting, is in his 14th year in the organization. He was inducted into the Kansas All Sports Hall of Fame in 2018 and the Kansas Baseball Hall of Fame in 2006.

Webster, a native of Larned, Kan., retired in 1995 after a 19-year professional career, including 11-and-a-half seasons in the Majors as an outfielder with the Blue Jays, Expos, Cubs, Indians, Pirates and Dodgers. He was originally selected by the Dodgers in the 23rd round of the 1977 June Free Agent Draft. Following his retirement, Webster spent 14 years working in the Dodgers organization, serving for four seasons as a coach from 1996-99, eight seasons as an Amateur Scout from 2000-07 and two seasons as a Pro Scout from 2008-09. Webster and his wife, Jennifer, reside in Wichita, Kan. The couple has two daughters, Rebecca and Katie, three granddaughters: Adelynn, Amelia and Andi, and one grandson, Paxton.



## PRO SCOUTING STAFF (CONT.)



### TERRY WETZEL

#### MAJOR LEAGUE/SPECIAL ASSIGNMENT SCOUT

**Terry Wetzel** is in his second season with the Royals after re-joining the organization in October 2021 as a Major League/Special Assignment Scout. Prior to that, he spent six years as a Special Assistant to the President of Baseball Operations and General Manager with the Washington Nationals, including their 2019 World Series-winning season. Wetzel spent 14 seasons from 2000-14 as a Special Assignment Scout with the Colorado Rockies, including their 2007 National League Championship season.

Prior to joining the Colorado Rockies, Wetzel had a 17-year career with the Royals, beginning in 1983. He worked his way up to Senior Director of Scouting from 1997-2000, and was a part of the 1985 World Series-winning season.

During his 39-year scouting career, Wetzel has been honored with several awards, including the 1993 Kansas City Royals **Ewing M. Kauffman** Scout of the Year Award, the 2000 TOPPS Scout of the Year Award, and the 2003 Colorado Rockies Pat Daugherty Scout of the Year Award. He was inducted into the Texas Baseball Hall of Fame in 2011, the Midwest Scouts Association Hall of Fame in 2014 and the Professional Baseball Scouts Hall of Fame in 2018. This spring, the Royals named him the 2022 **Art Stewart** Scout of the Year.

Wetzel graduated from Concordia University-Nebraska with a Bachelor of Science degree in mathematics. He received his Master of Education degree in Educational Psychology from Valparaiso University. Wetzel resides in Overland Park, Kan. with his wife Patti, son Ryan, daughter Jenna and son-in-law Sam Freiermuth.

## ART STEWART AWARD



The **Art Stewart** Award recognizes the most outstanding scout in the organization. It is named for the late Art Stewart, who passed away at the age of 94 in 2021. The Royals honored the longtime scout by wearing a jersey patch that donned his signature, which is on the first contracts of more than 70 players who reached the Majors Leagues, including Royals Hall of Famers **Kevin Appier** and **Mike Sweeney**, as well as **Bo Jackson**, **Brian McRae**, **Johnny Damon**, **Joe Randa** and **Carlos Beltrán**.

Stewart was the longest-tenured associate in the Royals organization, working for 52 years, including 21 as the Sr. Advisor to the General Manager. He also served as the Sr. Special Assistant to the General Manager from 1997-2000 and as the Director of Scouting from 1985-96. Stewart was inducted as the

23rd member of the Royals Hall of Fame in 2008, and the Professional Scouts Hall of Fame that same year. In 2007, he received the **Roland Hemond** Award for longtime service in scouting and player development. The following year, in 2008, the Royals honored Stewart by renaming the Surprise, Ariz. observation tower that overlooks the four fields "The Art Stewart Tower."

During Stewart's tenure as Director of Scouting, the Royals were named Major League Baseball Organization of the Year by USA Today in 1984, by *Baseball America* in 1994 and by Topps, Inc. from 1984-85 and 1994-95. He was instrumental in the organization of the Royals Dominican program, and helped the club start the Salcedo Academy in the Dominican Republic. He was recognized in 1998 when the former Royals Academy building was named in his honor. In 2014, Stewart co-authored *The Art of Scouting: Seven Decades Chasing Hopes and Dreams in Major League Baseball*.

Before joining the Royals front office, he spent 15 years covering the Midwest as a Royals scout. He began his career in professional baseball in 1953 as a territorial scout for the New York Yankees and was the Midwest Scouting Supervisor from 1958-69.

#### ART STEWART AWARD WINNERS

NAME	YEAR	NAME	YEAR	NAME	YEAR
Danny Ontiveros	2008	Mitch Webster	2013	Jim Buckley	2018
Louie Medina	2009	Junior Vizcaino	2014	Tim Conroy	2019
Sean Gibbs	2010	Alec Zumwalt	2015	-	2020
Orlando Estevez	2011	Mitch Webster	2016	Keith Connolly	2021
Colin Gonzales	2012	Matt Price	2017	Terry Wetzel	2022



## DOMESTIC CROSS CHECKERS



### KEITH CONNOLLY

#### NORTHEAST REGION SUPERVISOR

**Keith Connolly**, the 2021 **Art Stewart** Award winner, enters his 12th full season with the Royals after joining the club on October 10, 2011. Connolly previously served as an Area Scout for five years with Baltimore Orioles in Pennsylvania, New Jersey, New York, New England and Eastern Canada. Before his stint with the Orioles, he worked part-time with the Florida Marlins from 2004-2007.

Connolly began his professional career in 1998 with the Giants as a non-drafted relief free agent. He spent parts of four minor league seasons as a right-handed relief pitcher. Connolly earned a bachelor's degree in administration of justice from Rutgers University. A native of Washingtonville, N.Y., he now resides in Fair Haven, N.J. with his wife, Meghan, sons Daly (14) and Hugh (8), and daughter, Margaret (12).

Connolly began his professional career in 1998 with the Giants as a non-drafted relief free agent. He spent parts of four minor league seasons as a right-handed relief pitcher. Connolly earned a bachelor's degree in administration of justice from Rutgers University. A native of Washingtonville, N.Y., he now resides in Fair Haven, N.J. with his wife, Meghan, sons Daly (14) and Hugh (8), and daughter, Margaret (12).



### SEAN GIBBS

#### SOUTHEAST REGION SUPERVISOR

**Sean Gibbs** enters his 17th season with the Royals and seventh as the Southeast Region Supervisor. He previously served as an Area Scouting Supervisor from 2006-16. Before joining the Royals, Sean was an Assistant Coach and Recruiting Coordinator at Tusculum College (Tenn.) from 2000-06. The recipient of the 2010 **Art Stewart** Award, Sean and his family (Elizabeth, Tyler and Wyatt) reside in Santa Rosa Beach, Fla.



### COLIN GONZALES

#### WEST REGION SUPERVISOR

**Colin Gonzales** enters his 17th season with the Royals and fourth as the West Region Supervisor. He was an Area Scout for the previous 11 years, covering North Florida from 2009-12, Southern California in 2013 and Southern California and Hawaii from 2014-19. Prior to that, he was the Cultural Development Coordinator in 2008 after joining the organization as a Baseball Operations Intern in 2007.

Colin is the son of former Royals scout Kenny Gonzales. The 2012 **Art Stewart** Award recipient graduated from the University of Kansas in 2006 with a bachelor's degree in education with an emphasis in sports management. He resides in Dana Point, Calif.

Colin is the son of former Royals scout Kenny Gonzales. The 2012 **Art Stewart** Award recipient graduated from the University of Kansas in 2006 with a bachelor's degree in education with an emphasis in sports management. He resides in Dana Point, Calif.



### GREGG MILLER

#### MIDWEST REGION SUPERVISOR

**Gregg Miller** is in his 10th year as the Royals Midwest Region Supervisor. Miller previously served as an Area Scout with the World Series Champion Boston Red Sox in 2013, and as an Area Scout with Minnesota from 1998-2008, covering Arkansas, Kansas, Missouri and Oklahoma. While with the Twins, he signed future Major League players Scott Baker, Nick Blackburn and Terry Tiffee.

Prior to his 11 years with the Twins, he was the Head Baseball Coach at Pratt Community College (Kan.) from 1992-98. His coaching career began as an Assistant Coach at Wichita State University from 1988-92, including a National Championship in 1989 and a National Runner Up finish in 1991. Miller earned a bachelor's degree in education from Phillips University in Enid, Okla., and a master's degree in sports administration from Wichita State University. He and his wife, Susan, reside in Meeker, Okla., and have three daughters and a son-in-law: Macy and her husband Devin, Shelby and Bayli.

Prior to his 11 years with the Twins, he was the Head Baseball Coach at Pratt Community College (Kan.) from 1992-98. His coaching career began as an Assistant Coach at Wichita State University from 1988-92, including a National Championship in 1989 and a National Runner Up finish in 1991. Miller earned a bachelor's degree in education from Phillips University in Enid, Okla., and a master's degree in sports administration from Wichita State University. He and his wife, Susan, reside in Meeker, Okla., and have three daughters and a son-in-law: Macy and her husband Devin, Shelby and Bayli.



### GARY WILSON

#### NATIONAL PITCHING SUPERVISOR

**Gary Wilson** is in his eighth season with the Royals and second as the National Pitching Supervisor, after working as the West Coast Region Scouting Supervisor for the previous six years. Prior to joining the Royals, he worked as an Area Scouting Supervisor in the Colorado Rockies organization for 14 years, following a seven-year playing career in the Pirates and Twins organizations, including his Major League debut with the Pirates in 1995. Gary and his wife, Kasie, have three children: Nicholas, Natalie and Brady. They reside in Sacramento, Calif.

### ADDITIONAL PART-TIME AMATEUR SCOUTS

NAME	LOCATION	NAME	LOCATION
Brett Bailey	Kansas City, Mo	Howard McCullough	Greenville, N.C.
Rick Clendenin	Clendenin, W. Va.	Mike Ranson	Jonesborough, Tenn.
Louis Collier	Austell, Ga.	Chris Reitsma	Calgary, Alta.
Jason Gill	Huntington Beach, Calif.	Lloyd Simmons	Shawnee, Okla.
Jeremy Jones	Overland Park, Kan.	Adam Stern	London, On.

## DOMESTIC SCOUTING STAFF



**Joe Barbera**  
DC, DE, MD, MA,  
ME, NH, VT, NJ, NY,  
CT, RI, E. PA



**Tim Bavester**  
S. AZ, S. CA



**Tim Bittner**  
NC, SC, VA



**Cody Clark**  
W. AL, LA, MS



**Mike Farrell**  
MI, OH, IN, W. PA



**Buddy Gouldsmith**  
N. CA, N. NV



**Todd Guggiana**  
S. CA



**Josh Hallgren**  
S. TX



**Nick Hamilton**  
TN, KY, WV



**Will Howard**  
E. AL, GA, N. FL



**Scott Melvin**  
IL, IA, MN, MO, WI



**Ken Munoz**  
AZ, CO, NM, UT,  
S. NV



**Darwin Pennye**  
Special Assistant



**Matt Price**  
AR, KS, NE, ND,  
SD, WY



**Nick Presto**  
FL



**Johnny Ramos**  
Puerto Rico



**Joe Ross**  
AK, ID, MT, OR, WA



**Bobby Shore**  
N. TX, OK



**Vance Vizcaino**  
Underclass Scout

### REMEMBERING THE ROYALS ACADEMY

Former Royals owner **Ewing Kauffman** challenged the preconceived notions of the baseball world in 1970 with the creation of the Royals Baseball Academy. "In a few years this will be called Kauffman's folly or they will be calling me the **Branch Rickey** of the '70s," Kauffman said.

The Academy, which ran 12 months a year, was designed to supply additional talent to the Royals organization by training athletes in Sarasota, Fla. The mission of the academy was to groom raw athletes into baseball players.

The Academy opened its doors on August 10, 1970 with 42 original players. The campus, which also doubled as the Royals spring home, featured five playing fields, a 50-room dormitory, offices, lecture halls, laboratories, tennis courts and a swimming pool. Former Royals Scouting Director (and future Yankees General Manager) **Syd Thrift** was named as the Director of the Academy.

Royals Hall of Famer **Frank White** joined the Academy in 1970 and was the first member to graduate to the Majors in 1973. White credits the Academy with instilling fundamentals which turned him into one of the best defensive second basemen in baseball history.

Despite the success of Frank White and 13 other graduates who played in the Majors, including **U.L. Washington**, dwindling class sizes and the cost of the Academy eventually led to its closing in May 1974.



## INTERNATIONAL SCOUTING STAFF



### RICHARD CASTRO

#### LATIN AMERICAN COORDINATOR

**Richard Castro** enters his second season as the Royals Latin American Coordinator following a four-year run with the Reds, including two years as the Assistant Director of Latin America Scouting (2020-21) and two years as the South America Coordinator (2018-19).

Castro previously scouted for the Royals in Venezuela from 2007-17, and for the Atlanta Braves from 1999-2007. During his time with the Royals and Braves, he has been involved in the signings of Elvis Andrus, Martin Prado, Grégor Blanco, Andres Machado, Carlos Hernández, Sebastian Rivero, Angel Zerpa and Humberto Arteaga.



### PHIL DALE

#### PACIFIC RIM COORDINATOR

**Phil Dale** returns for his sixth season with the Royals as the Pacific Rim Coordinator, following a 27-year run with the Braves, in which he served many scouting and player development roles internationally.

Born in Melbourne, Dale became the first Australian baseball player to earn a four-year scholarship to an American university, when he attended Georgia Southern from 1982-85. A right-handed pitcher, Dale signed with the Cincinnati Reds as an undrafted free agent and spent four seasons in the organization, reaching Double-A in 1988. He then served as a Pitching Coach with the Reds affiliates in Greensboro in 1989 and in Charleston in 1990, before joining the Braves affiliate in Idaho Falls from 1991-93.

Dale has served in several different roles on Australian baseball teams since 1980, including pitcher, Pitching Coach and Manager on national teams in three World Baseball Classics and three Olympics. In 2005, he was inducted into the Baseball Australia Hall of Fame as part of the inaugural class.

Dale and his wife, Ingrid, have three sons (Tyler, Ryan and Jarryd), two of which have played professionally. Jarryd is currently an infielder in the Padres organization.



### DANIEL GUERRERO

#### COORDINATOR, INTERNATIONAL SCOUTING

**Daniel Guerrero** is in his sixth season with the Royals and first as a Coordinator of International Scouting. He previously served as a Florida Area Supervisor from 2021-22, an Underclass Scout from 2019-21 and the Assistant of International Operations from 2017-19.

Before joining the Royals, Guerrero was a Player Development and Baseball Operations Intern for the Nationals in 2017. He graduated from the University of Florida in 2016 and currently resides in Melbourne, Fla. with his partner, Jessica.



### LUIS ORTIZ

#### INTERNATIONAL SUPERVISOR

**Luis Ortiz** is in his seventh season with the Royals and second as an International Supervisor/Cross Checker. Prior to joining the Royals, he worked with the Atlanta Braves from 2003-16, including the 2003-10 seasons as a Scout in Panama. Ortiz was the Manager for the Dominican Summer League Braves in 2003, coached for the Danville Braves in 2004, and was Manager of the Gulf Coast League Braves from 2005-10. From 2011-16, he was a Cross Checker for the Braves in Central America and the Dominican Republic.

He will also continue to serve as the Manager for Team Panama in the 2023 World Baseball Classic, a team he managed through their run in the 2022 World Baseball Classic Qualifiers. This marks his second time coaching for Team Panama, following 2009 when he served as the team's third base coach. This year marks the first time Panama has reached the World Baseball Classic since his 2009 coaching stint.

Ortiz played for four seasons in the Yankees minor league system from 1977-80, then served in the United States Army from 1981-2001, a time in which he was stationed all around the world. He also worked as a Part-Time Scout in Panama for the Texas Rangers from 1997-2003. He currently resides in San Antonio, Texas with his spouse, Noris, and daughter, Siobahn.



## INTERNATIONAL SCOUTING STAFF (CONT.)



**Michael Acevedo**  
Dominican Republic



**Roberto Aquino**  
Dominican Republic



**Nicolas Bautista**  
Dominican Republic



**Neil Burke**  
Australia



**Elias Despradel**  
Dominican Republic



**Juan Feliciano**  
Dominican Republic



**Alberto Garcia**  
Venezuela



**Joelvis Gonzalez**  
Venezuela



**Jose Gualdrón**  
Venezuela



**Fabio Herrera**  
Manager,  
International Ops.



**Edson Kelly**  
Aruba



**Hyunsung Kim**  
South Korea



**Nathan Miller**  
Taiwan



**Rafael Miranda**  
Colombia



**Fausto Morel**  
Dominican Republic



**Hiroyuki Oya**  
Japan



**Manuel Samaniego**  
Mexico



**Rafael Vasquez**  
Dominican Republic



## DRAFT & INTERNATIONAL FREE AGENT CLASS

### 2022 DRAFT CLASS

The Royals first 17 picks in the 2022 Draft were college players, surpassing 2018 (11) for the club record of consecutive college picks to begin a draft. Kansas City's top pick was outfielder **Gavin Cross**, who the Royals selected 9th overall out of Virginia Tech. Cross, a left-handed batter, hit .328 (80-for-244) with 17 home runs and 50 RBI in 57 games in his junior season as Virginia Tech, while making most of his starts in center field. In his pro debut with the Royals, Cross played in 29 games between the Arizona Complex League and Class-A Columbia, and hit .312 (34-for-109) with 17 extra-base hits, 25 RBI and a 1.070 OPS.

RD	PK	PLAYER	POS	B/T	HT	WT	DOB	CLASS	SCHOOL	HOMETOWN
1	9	Gavin Cross	OF	L/L	6-3	210	2/13/01	JR	Virginia Tech	Bristol, Tenn.
2	49	Cayden Wallace	3B	R/R	6-1	205	8/7/01	SO	Univ. of Arkansas	Greenbrier, Ark.
3	87	Mason Barnett	RHP	R/R	6-0	218	11/7/00	JR	Auburn University	Cartersville, Ga.
4	115	Steven Zobac	RHP	L/R	6-3	185	10/14/00	JR	Univ. of California	San Jose, Calif.
5	145	Hunter Patteson	LHP	L/L	6-4	190	4/4/00	JR	Univ. of Central Florida	Vero Beach, Fla.
6	175	Hayden Dunhurst	C	L/R	5-11	220	9/19/00	JR	Univ. of Mississippi	Carriere, Miss.
7	205	Mack Anglin	RHP	R/R	6-4	220	7/5/00	JR	Clemson University	Columbus, Ohio
8	235	Wesley Scott	RHP	R/R	6-1	185	3/2/01	JC J2	Walters State CC	Riverside, Calif.
9	265	Brandon Johnson	RHP	R/R	6-0	195	6/12/99	SR	Univ. of Mississippi	Cottondale, Ala.
10	295	Levi Usher	OF	L/R	6-0	210	6/25/00	SR	Univ. of Louisville	Fairfax, Iowa
11	325	David Sandlin	RHP	R/R	6-4	215	2/21/01	JR	Univ. of Oklahoma	Owasso, Okla.
12	355	Jack Pineda	SS	L/R	5-10	170	8/10/99	SR	Baylor University	Albuquerque, N.M.
13	385	Ryan Ramsey	LHP	R/L	6-0	195	1/18/01	JR	Univ. of Maryland	Montvale, N.J.
14	415	Ben Sears	RHP	R/R	6-5	208	6/15/00	SR	Univ. of Houston	Riverside, R.I.
15	445	Javier Vaz	OF	L/R	5-9	151	9/22/00	JR	Vanderbilt University	Huntsville, Ala.
16	475	Cooper McKeegan	LHP	L/L	6-1	195	3/28/01	JR	Brigham Young University	Matthews, N.C.
17	505	Chazz Martinez	LHP	L/L	6-3	210	1/6/00	SR	Univ. of Oklahoma	San Pedro, Calif.
18	535	Milo Rushford	OF	L/L	6-1	185	2/12/04	HS	Walden Grove HS (Ariz.)	Sahuarita, Ariz.
19	565	Tommy Szczepanski*	RHP	R/R	6-5	224	7/5/03	HS	Garber HS (Mich.)	Essexville, Mich.
20	595	Austin Charles	IF	R/R	6-6	215	11/13/03	HS	Stockdale HS (Calif.)	Bakersfield, Calif.

\*did not sign

### 2023 INTERNATIONAL FREE AGENT CLASS

The Royals on Jan. 20 announced an international signing class of 30 free agents, surpassing the 2022 group of 28 as the largest international free agent class in franchise history. Six countries were represented by the players in this class, led by the Dominican Republic (16), Venezuela (8), México (3), Netherlands (1), Nicaragua (1) and South Korea (1).

Among the group of 30 was 18-year-old catcher **Hyungchan Um**, whose father, **Jong-soo**, played one season with Atlanta's High-A affiliate in 2001, making the Um family the first South Korean father-son duo to sign with Major League clubs, according to the Yonhap News Agency in South Korea.



The 16-year-old right-handed pitcher **Marwys Jorge** was the No. 49 prospect on the international Top 50 Prospects list by MLB.com. Per *MLB.com's Jesse Sanchez*, Jorge has trained with 15-year veteran and 2015 World Series champion **Edinson Vólquez**.

PLAYER	POS	COUNTRY	PLAYER	POS	COUNTRY
Angel Acosta	C	Venezuela	Edgar Mota	C	Venezuela
Moises Amezquita	LHP	Venezuela	José Paulino	OF	Dominican Republic
José Castro	IF	Venezuela	Angel Ramírez	OF	México
Darvin Cruz	OF	Dominican Republic	Ramón Ramírez	C	Dominican Republic
Lloyd Downs	RHP	Nicaragua	Jhon Reyes	RHP	Dominican Republic
Asbel González	OF	Venezuela	Omar Reyes	IF	Venezuela
Carlos González	RHP	Venezuela	Darwin Rodríguez	LHP	Venezuela
Franquely Guzmán	RHP	Dominican Republic	Frandy Rodríguez	RHP	Dominican Republic
Brandon Herbold	LHP	Netherlands	Marvin Rojas	RHP	Dominican Republic
Jorge Hernández	C	México	Pedro Roque	IF	Dominican Republic
Damian Jiménez	RHP	Dominican Republic	Julio Rosario	RHP	Dominican Republic
Marwys Jorge	RHP	Dominican Republic	Sandy Ruiz	C/IF	Dominican Republic
Daniel López	OF	Dominican Republic	Tony Ruiz	OF	Dominican Republic
Jhoan Lorenzo	RHP	Dominican Republic	Emmanuel Santos	OF	Dominican Republic
Augusto Mendieta	RHP	México	Hyungchan Um	C	South Korea

## MINOR LEAGUE STAFF



### SCOTT THORMAN

#### FIELD COORDINATOR

**Scott Thorman** will be the Minor League Field Coordinator after serving as the Storm Chasers Manager for 2022, after two seasons with the Naturals from 2020-21, including winning the Double-A Central championship in 2021. This came after leading Wilmington to the Carolina League championship in 2019 and Lexington to the South Atlantic League title in 2018. In 2020, he earned a Sports Management World Wide (SMWW) Baseball Analytics Certificate. Prior to his two-season stint in Lexington (2017-18), he served in Burlington as Manager (2015-16) and Bench Coach (2014). A first-round pick by Atlanta in 2000 and Futures Game participant in 2003,

Thorman played in the Majors for the Braves from 2006-07 before playing for the Royals at Triple-A Omaha in 2009-10. The first baseman and outfielder competed for Canada in the 2006 World Baseball Classic and the 2008 Beijing Olympics. Thorman graduated from Ashford University in 2016 with a master's degree in organizational management. He resides in Kitchener, Ontario, with his wife, Kelly, and their three children: Robbie, Tommy and Allie.



### HARRY SPILMAN

#### SPECIAL ASSISTANT TO PLAYER DEVELOPMENT

**Harry Spilman** enters his ninth year with the Royals as a Special Assistant to Player Development. He had the same role with the Texas Rangers from 2009 to 2014 and was the hitting coach for Milwaukee's Triple-A club in Nashville from 2007-2008. Spilman was an instructor in the Astros system from 1998-2006, including 1999-2004 as the Major League Hitting Coach. His coaching career began with seven years as Minor League Manager and Roving Instructor in the Guardians system. Spilman played for the Reds, Astros, Tigers and Giants over a 12-year Major League career. He resides in Mount Vernon, Ind., with his wife, Kim. They have two children:

Kelly and Ryan, and three granddaughters: Dawson, Sydney and Marlee.



### PAUL MENHART

#### PITCHING ADVISOR

**Paul Menhart** joins the Royals as a Pitching Advisor following 15 seasons with the Washington Nationals organization, most recently as their Major League Pitching Coach from 2019-20. Prior to serving as the Pitching Coach, he was the Nationals Minor League Pitching Coordinator from 2015-18. Menhart spent the 2014 season as the Pitching Coach at Triple-A Syracuse, and also worked stints as Pitching Coach at Double-A Harrisburg (2012-13), Single-A Potomac (2009-11), Single-A Hagerstown (2007-08) and Single-A Savannah (2006). Menhart joined the Nationals organization from Western Carolina University where he spent three years (2003-05) as their

Pitching Coach. Between the Nationals and joining the Royals, he coached in Taiwan for nine months (2022) and served as the Pitching Coach for the West Virginia Power of the Independent Atlantic League (2021). Menhart resides in Richmond Hill, Ga., with his wife Bitsy. They have three children: Alison, Jamie and Michael.



### DREW SAYLOR

#### DIRECTOR OF HITTING PERFORMANCE

**Drew Saylor** enters his fourth season in the Royals organization and first as the Director of Hitting Performance after working the last three seasons as the Hitting Coordinator. He spent the 2019 season as the Assistant Hitting Coordinator and Manager of the Class-A West Virginia Black Bears in the Pittsburgh Pirates organization. Prior to that, he produced a 242-178 record (.576) in three seasons as Manager of High-A Rancho Cucamonga in the Los Angeles Dodgers organization, including an 87-53 mark and a California League championship in 2018. Following that season, he was named Manager of the Year by *Baseball America*. Saylor also

spent four years in the Colorado Rockies organization as the Hitting Coach at Grand Junction in 2012, Manager at Class-A Tri-City from 2013-14 and Hitting Coach at High-A Modesto in 2015. He was selected by the Marlins in the 13th round of the 2006 Draft out of Kent State University, where he was a first-team All-American. Saylor and his wife, Amanda, reside in Medina, Ohio with sons Jackson and Charlie, and daughter, Victoria.



### JUSTIN HAHN

#### DIRECTOR OF MEDICAL SERVICES/PHYSICAL THERAPY

**Justin Hahn** enters his 11th season with the Royals and second as the Director of Minor League Medical Services/Physical Therapy, after spending eight seasons as the Minor League Rehab Coordinator. He spent the 2013 season in a physical therapy fellowship with the club. Hahn graduated from Gustavus Adolphus College in St. Peter, Minn. with a bachelor's degree in chemistry in 2008. He earned his doctorate in physical therapy in 2011 from Mayo Clinic School of Health Sciences in Rochester, Minn. After graduating, Hahn completed the 2011-12 sports physical therapy residency at the Institute for Athletic Medicine in Minneapolis. Following residency, he completed the 2012-2013 Proaxis Therapy and Kansas City Royals Upper Extremity Sports Physical Therapy/Professional Baseball Fellowship in which he spent the duration of the 2013 season in Surprise, Ariz. Hahn is dual board certified as both a sports and orthopedic specialist by the American Board of Physical Therapy Specialties. He is also a certified strength and conditioning specialist. He and his wife, Marette, reside in Peoria, Ariz.



## MINOR LEAGUE STAFF (CONT.)



### JARRET ABELL

#### STRENGTH & CONDITIONING/REHAB COORDINATOR

**Jarret Abell** enters his fourth season as the Royals Strength & Conditioning Coordinator. This is his 10th season in the Royals organization, including stints as Assistant Strength & Conditioning Coordinator (2019), Strength & Conditioning Coach with Northwest Arkansas (2017-18), Wilmington (2016), Lexington (2015) and Idaho Falls (2014). He received his master's degree in exercise science from Wichita State University in 2013, where he worked with four women's Olympic sports teams, baseball, and basketball. Soon after that, he worked with the TCU football, baseball, and basketball teams' off-season strength & conditioning before joining EXOS in Gulf

Breeze, Fla. and then EXOS in Phoenix, Ariz. as a off-season specialist. Jarret played collegiate football for Bethel College and now resides in Scottsdale, Ariz., with his wife, Ashley, and two daughters, Avery and Zoe.



### NATE ADCOCK

#### ASSISTANT DIRECTOR, PITCHING PERFORMANCE/SCOUTING

**Nate Adcock** is entering his first season as the Assistant Director of Pitching Performance/Scouting, after re-joining the Royals in 2020 as a Pro Scout. He enjoyed a 10-year playing career, including four years in the Majors with Kansas City (2011-12), Texas (2014) and Cincinnati (2015). A 5th-round pick by Seattle in 2006, he underwent Tommy John surgery in 2015 and spent the 2016-17 seasons rehabbing in Baltimore's system but did not pitch. Nate's post-playing career began in 2019, when he served as an Area Scout with the Marlins, covering Kentucky, Indiana, Ohio and Michigan. Adcock and his wife, Samantha, have three children: daughters Lennon (8)

and Karlie (4), and son, Tate (5).



### J.C. BOSCAN

#### CATCHING COORDINATOR

**J.C. Boscan** enters his seventh season as the Royals Minor League Catching Coordinator. He served in a similar role in 2016, after retiring following the 2015 season. Boscan played parts of 19 seasons in the Minors, most recently with Triple-A Omaha. Boscan also played in parts of four seasons in the Majors with Atlanta (2010-12) and the Chicago Cubs (2013). He received the Bill Lucas Award in 2010, an honor given to the Braves player who best represents the organization both on and off the field. He is originally from Maracaibo, Venezuela.



### BRITTANY BOZZINI

#### COORDINATOR, PERFORMANCE SCIENCE

**Brittany Bozzini** is in her second season with the Royals and first as the Coordinator of Performance Science, after joining the organization in March 2022 as the Assistant of Performance Science. Before joining the Royals, Bozzini served for more than a year as an ORISE Postdoctoral Fellow in the Military Performance Division at the U.S. Army Research Institute of Environmental Medicine in Natick, Mass. Prior to that, she was a Sport Scientist at the University of South Carolina Sport Science Lab and a Sport Scientist and Strength & Conditioning Coach at Rutgers IFNH Center for Health and Human Performance. Her career in performance science research began as a

Biomechanics Research Intern for Motus Global at IMG Academy in Bradenton, Fla. Bozzini earned her PhD in Kinesiology and Applied Physiology from Rutgers University in 2020 and graduated with a bachelor's degree in Exercise Science and Sport Studies from Rutgers University, where she played collegiate volleyball. She is also a certified strength and conditioning specialist with distinction with the NSCA. Bozzini resides in Phoenix, Ariz.



### DR. SEBASTIÁN CAMBÓ

#### BEHAVIORAL SCIENCE COORDINATOR

**Dr. Sebastián Cambó** enters his second season with Kansas City as a Behavioral Sciences Coordinator after spending the previous six years working as a Sport and Clinical Psychologist in Puerto Rico. He also served as Wellness Professor at Baldwin School of Puerto Rico for the past 17 years. He is a graduate of Albizu University in San Juan, Puerto Rico, where he earned a doctorate's degree in clinical psychology. He also attended Universidad Metropolitana, where he earned a master's degree in education and a bachelor's degree in secondary physical education from the University of Puerto Rico. He is currently licensed in clinical psychology in both Arizona and Puerto Rico.

## MINOR LEAGUE STAFF (CONT.)



### PHIL FALCO

#### ASSISTANT STRENGTH & CONDITIONING COORDINATOR

**Phil Falco** enters his fourth season as the Assistant Coordinator of Strength & Conditioning, after serving as the Strength & Conditioning Coach at Omaha from 2017-19. Prior to that, he spent nine seasons as the Strength & Conditioning Coach at the Major League level with the Atlanta Braves from 2008-16. He previously was the Braves Roving Strength & Conditioning Coach from 1998-99 and 2003-08. Prior to that, he was the Strength & Conditioning Coach with the Milwaukee Brewers from 2000-02. Falco pitched at George Mason University from 1992-94, then transferred to Appalachian State University and played two seasons (1995-96) before graduating in 1996 with a bachelor's degree in exercise science. Falco was certified by the National Strength and Conditioning Association in 2005 as a strength and conditioning specialist, and was certified by the American College of Sports Medicine in 1996 as a health and fitness instructor.

before graduating in 1996 with a bachelor's degree in exercise science. Falco was certified by the National Strength and Conditioning Association in 2005 as a strength and conditioning specialist, and was certified by the American College of Sports Medicine in 1996 as a health and fitness instructor.



### JUSTIN FRIEDMAN

#### ASSISTANT MANAGER OF PITCHING PERFORMANCE/STRATEGIST

**Justin Friedman** is beginning his second season with the Royals and his first as the Assistant Manager of Pitching Performance/Strategist. In 2022, he worked as the Assistant Pitching Coach/Player Development in Omaha. Prior to joining the Royals, he worked for Rockland Peak Performance in Paramus, N.J., as the Director of Pitching. Friedman graduated from Hope International University (Calif.) in 2019 with a degree in sports psychology. After graduation, he was selected by the White Sox in the 26th round of the Draft and he pitched in one season with the Arizona League White Sox, appearing in 13 games (5 starts), in which he struck out 51 batters and walked only 9.



### LOGAN GUDDE

#### PHYSICAL THERAPIST

**Logan Gudde** enters his second full season with Kansas City as Minor League Physical Therapist. He spent the 2021 season as the Physical Therapy Fellow with the Royals. Prior to joining the Royals, Logan spent the last two years working as a Sports Physical Therapist. He completed a sports residency program with ATI physical therapy in 2018-2019 and became a Sports Certified Specialist (SCS) in June 2019. He also obtained his Certified Strength and Conditioning Specialist (CSCS) credential in 2018. Logan earned his Doctor of Physical Therapy degree from Duke University in 2018. He graduated from Washington State University in 2015, earning his bachelor's degree in Kinesiology. Logan currently lives in Glendale, Ariz.

his bachelor's degree in Kinesiology. Logan currently lives in Glendale, Ariz.



### JORGE GUZMAN

#### ARIZONA COMPLEX ASSISTANT/LIFE SKILLS COACH

**Jorge Guzman** is entering his fifth season in a full-time role with the Royals and second as the Arizona Complex Assistant/Life Skills Coach. He previously worked at the Urban Youth Academy in Kansas City in various roles from 2020-21, most recently serving as the Manager of Community Programs. Prior to that, he was an Intern in the Royals Dominican Academy from 2017-18, and was an Assistant to the Royals Dominican Operations from 2019-20. Jorge graduated from North Central College in Naperville, Ill., where he earned his bachelor's degree in sports management. He resides in Surprise, Ariz.



### NIC JACKSON

#### ASSISTANT HITTING COORDINATOR

**Nic Jackson** enters his second season in the Royals organization as the Assistant Hitting Coordinator, after spending the 2021 season as the hitting coach at High-A Brooklyn in the New York Mets organization. Prior to that, he spent four seasons in the Chicago Cubs organization as a Pro Scout. Jackson played 15 years of professional ball after being selected in the third round by the Chicago Cubs in 2000, including six seasons in the Cubs system (2000-06), one in the Mets and Phillies systems (2007), and eight seasons in Independent League ball from 2008-15. He also appeared in the Puerto Rican Winter League and the Mexican Pacific Winter League in 2008-09, as well as a separate stint in the MPWL in 2002. He graduated from the University of Richmond (Va.) with a bachelor's in business administration, and currently resides in Richmond, Va.

League in 2008-09, as well as a separate stint in the MPWL in 2002. He graduated from the University of Richmond (Va.) with a bachelor's in business administration, and currently resides in Richmond, Va.



### JUSTIN KEMP

#### MEDICAL COORDINATOR

**Justin Kemp** enters his 10th season with Kansas City and his second as the Minor League Medical Coordinator. He spent the previous three seasons as the Northwest Arkansas Athletic Trainer, after serving in the same role for Idaho Falls (2016-18) and Surprise (2015). Kemp spent 2014 as an Intern Athletic Trainer for the Kansas City Royals. He is a graduate of Mount Marty College in Yankton, S.D., where he earned a bachelor's degree in exercise wellness and played baseball for four years. He also attended South Dakota State University, where he earned a master's degree in athletic training and worked with the Jackrabbit baseball team. Kemp resides in Spearfish, S.D.

## MINOR LEAGUE STAFF (CONT.)



### JOEY MAÑANA

#### ASSISTANT STRENGTH & CONDITIONING COORDINATOR/LATIN AMERICA

**Joey Mañana** is working his first season as the Assistant Strength & Conditioning Coordinator/Latin America. He worked as the Quad Cities Strength and Conditioning Coach in 2022, where he was awarded Midwest League Strength & Conditioning Coach of the Year. Prior to that, he worked as the Surprise Strength & Conditioning Coach in 2021 after being slated to fill a similar role with Burlington in 2020. He previously served that role with Surprise and Lexington in 2019. He earned his bachelor's degree in applied exercise science from Springfield College and completed his master's in strength & conditioning at Concordia University Chicago

in 2020. He resides in Middletown, N.J.



### TONY MEDINA

#### MEDICAL ASSISTANT COORDINATOR/LATIN AMERICA

**Tony Medina** will serve as the Minor League/Latin America Medical Coordinator for the 12th straight season after spending eight seasons as an Athletic Trainer at various levels in the Royals minor league system. Medina served as the Athletic Trainer for the Dominican Republic in the 2006, 2009, 2013, 2017 and 2023 World Baseball Classic and was named 2006, 2008 and 2009 Arizona League Trainer of the Year. Prior to his time with the Royals, he worked for six seasons as the Minor League Athletic Trainer for the Atlanta Braves. He received his undergraduate degree in biology with a concentration in athletic training from Emporia (Kan.) State University

and earned his master's degree in exercise science from the University of Nebraska at Omaha. He resides in Omaha, Neb. with his wife, Tami.



### ABRAHAM NÚÑEZ

#### ASSISTANT HITTING COORDINATOR/LATIN AMERICA

**Abraham Núñez** enters his first season as the Assistant Hitting Coordinator/Latin America after working four seasons as the Northwest Arkansas Hitting Coach (2019-22). He served as the Hitting Coach with Wilmington (2015-18), Lexington (2014), Burlington (2013) and the Dominican Royals (2012). Núñez played for parts of 12 seasons in the Majors with the Pirates (1997-2004), Cardinals (2005), Phillies (2006-07) and Mets (2008). His best season came in 2005 when he batted .285 in 139 games for the National League champion St. Louis Cardinals. Núñez retired at the end of the 2009 campaign. Born in Santo Domingo, Dominican Republic, he now

resides in Hudson, Mass. with his wife, Luisa.



### ZACK O'REILLY

#### ASSISTANT VIDEO COORDINATOR

**Zack O'Reilly** enters his second season with the Royals and first as the Assistant Minor League Video Coordinator, after spending the 2022 season with Triple-A Omaha in their video and technology department. Before joining the Royals, he worked two seasons as the Minor League Video and Advance Manager with the Miami Marlins, following a six-year stint as a security guard with the Boston Red Sox. He spent the 2018 season with the Houston Astros in Quad Cities as an intern with their video and technology department. O'Reilly graduated from Emmanuel College (Mass.), with a bachelor's degree in business administration and management in

2017. He resides in Plymouth, Mass. where he works on his dad's lobster fishing boat in the offseason.



### MONICA RAMIREZ

#### EDUCATION/ESL & LATIN AMERICAN INITIATIVES COORDINATOR

**Monica Ramirez**, the Education/ESL & Latin American Initiatives Coordinator, has been with the Royals since 2007. She previously served in a consulting role. For the last eight years, she has managed the minor league English and culture program, educating the Royals Latin and foreign players. She teaches undergraduate Critical Reading & Thinking, provides guidance sessions to families with children experiencing learning disabilities in Phoenix, and she is the Founder and Director of the Carlos Fortuna Organization. Monica has a bachelor's degree in pedagogy and received her master's degree in education and reading at Northern Arizona

University. Born in Massachusetts and raised in Colombia, she now lives in Surprise, Ariz., with her three sons.

## MINOR LEAGUE STAFF (CONT.)



### OMAR RAMÍREZ

#### ARIZONA FIELD COORDINATOR

**Omar Ramirez** enters his 15th season in the Royals organization and his first as the Arizona Field Coordinator after working the past two seasons as a Manager in Surprise. He previously managed Idaho Falls from 2018-20, including a Pioneer League championship in 2019. He also managed at Burlington (2017), Lexington (2015-16) and Idaho Falls (2012-14) and was the Chukars Hitting Coach in 2011, the same role he had at Burlington (Iowa) from 2009-10 and Burlington (N.C.) in 2008. Ramirez, the Guardians 31st round pick in 1990 out of Hill Junior College in Texas, played outfield for eight seasons in the minors with the Guardians and Astros

before playing in the Mexican League from 2002-07. Ramirez resides in his hometown of Santiago, Dominican Republic, with his wife, Betty.



### BRENDAN SEXTON

#### VIDEO COORDINATOR

**Brendan Sexton** enters his fourth season with the Royals, first as the Minor League Video Coordinator after working in the video department for the last three seasons at the Arizona Complex (2022) and in Northwest Arkansas (2020-21). Prior to working for the Royals, he worked as a Media Relations Assistant for the Naturals in 2019. From 2015-18, he worked for the Tulsa Drillers as a Sales Associate and Public Relations Assistant. Sexton graduated from Oklahoma State University in 2018 with degrees in Sports Management and Marketing. Sexton resides in Surprise, Ariz. with his wife, Anna, and their dog, Zito.

## RAWLINGS MINOR LEAGUE GOLD GLOVE WINNERS

In the 1960s and 1970s, the minor league award for outstanding defense was dubbed the *Rawlings* Silver Glove Award. This award was not recognized from the 1980s until 2011, when it was rebranded as the Minor League *Rawlings* Gold Glove Award.

Year	Player	Position	Class	Team	Fielding Pct.
1969	Luis Alcaraz	Second Base	AAA	Omaha	.989
1973	Rocky Craig	Outfield	AA	Jacksonville	.993
1978	George Enright	Catcher	AA	Jacksonville	.997
1978	Rudy Kinar	Shortstop	AAA	Omaha	.979
1979	Dan Wieser	Outfield	A	Fort Myers	1.000
2012	Derrick Robinson	Outfield	AAA	Omaha	.990
2021	<b>Michael Massey</b>	<b>Second Base</b>	<b>A+</b>	<b>Quad Cities</b>	<b>.989</b>
2021	<b>Nick Pratto</b>	<b>First Base</b>	<b>AA/AAA</b>	<b>NW Arkansas/Omaha</b>	<b>.998</b>



**Nick Pratto** accepts his 2021 *Rawlings* Gold Glove Award at a ceremony at Werner Park on April 27, 2022 (Minda Haas Kuhlmann/Omaha Storm Chasers)



**Michael Massey** accepts his 2021 *Rawlings* Gold Glove Award during a ceremony at Arvest Ballpark in 2022 (Northwest Arkansas Naturals)

## ORGANIZATION AWARDS

### ALEX GEORGE

**Alex George** made his Major League debut with the Kansas City Athletics on Sept. 16, 1955 at the age of 16. He's one of six players since 1900 to debut before their 17th birthday. Three of them, including the youngest—15-year-old **Joe Nuxhall** of the Cincinnati Reds—debuted during World War II.

The Kansas City, Mo. native played just 5 games in the Majors but played for eight seasons in the minors, including seven with the Kansas City A's from 1956-62. Later in life, George was a member of the Royal Lancers.

Starting in 1986 and through 2007, the Royals named the Minor League Player of the Year Awards in George's honor. Now 84 years old, George still lives in the Kansas City area.



Alex George in 1955 (*Kansas City Star*)

### ALEX GEORGE MINOR LEAGUE PLAYERS OF THE YEAR

Hitter		Pitcher	
Kevin Seitzer	1986	-	1986
Gary Thurman	1987	-	1987
Tom Gordon	1988	-	1988
Harvey Pulliam	1989	-	1989
Jeff Conine	1990	-	1990
Doug Harris	1991	-	1991
Danny Miceli	1992	-	1992
Les Norman	1993	-	1993
Sal Fasano, Jim Pittsley	1994	Mike Bovee	1994
Johnny Damon	1995	-	1995
Mike Sweeney	1996	José Rosado	1996
Dermal Brown, Jeremy Giambi	1997	Dan Reichert	1997
Carlos Beltrán	1998	Bart Evans	1998
Mark Quinn	1999	Junior Guerrero	1999
-	2000	Chris George	2000
Brandon Berger	2001	Jimmy Gobble	2001
David DeJesus	2002	Ian Ferguson	2002
Byron Gettis	2003	Zack Greinke	2003
Ruben Gotay	2004	Danny Tamayo	2004
Justin Huber	2005	Luis Cota	2005
Alex Gordon	2006	Carlos Rosa	2006
Mike Aviles	2007	Rowdy Hardy	2007

### WILLIE WILSON BASERUNNER OF THE YEAR

Organization's top baserunner	
Derrick Robinson	2008
Jarrod Dyson	2009
Derrick Robinson	2010
Anthony Seratelli	2011
Terrance Gore	2012
Terrance Gore	2013
Terrance Gore	2014
Terrance Gore	2015
Nick Heath	2016
Rudy Martin	2017
Nick Heath	2018
Nick Heath	2019
-	2020
Tyler Tolbert	2021
Tyler Tolbert	2022

### GEORGE BRETT HITTER OF THE YEAR

Organization's top hitter	
Kila Ka'aihue	2008
David Lough	2009
Mike Moustakas	2010
Johnny Givortella	2011
Wil Myers	2012
Lane Adams	2013
Whit Merrifield	2014
Ryan O'Hearn	2015
Hunter Dozier	2016
Frank Schwindel	2017
Nicky Lopez	2018
Khalil Lee	2019
-	2020
Bobby Witt Jr.	2021
Tyler Gentry	2022

### PAUL SPLITTORFF PITCHER OF THE YEAR

Organization's top pitcher	
Danny Cortes	2008
Mike Montgomery	2009
John Lamb	2010
Kelvin Herrera	2011
Jake Odorizzi	2012
Yordano Ventura	2013
Christian Binford	2014
Jonathan Dzierdzic	2015
Jakob Junis	2016
Foster Griffin	2017
Richard Lovelady	2018
Kris Bubic	2019
-	2020
Jackson Kowar	2021
Ben Kudrna	2022

### FRANK WHITE DEFENSIVE PLAYER OF THE YEAR

Organization's top defensive player	
Jeff Bianchi	2008
Salvador Perez	2009
Eric Hosmer	2010
Lorenzo Cain	2011
Brett Eibner	2012
Bubba Starling	2013
Humberto Arteaga	2014
Bubba Starling	2015
Cam Gallagher	2016
Nicky Lopez	2017
Nick Pratto	2018
MJ Melendez	2019
-	2020
Nick Pratto	2021
Freddy Fermin	2022

## ORGANIZATION AWARDS (CONT.)

EWING M. KAUFFMAN SCOUT OF THE YEAR	
Art Stewart	1970
Rosey Gilhousen	1971
Dale McReynolds	1972
Spider Jorgensen	1973

EWING M. KAUFFMAN MINOR LEAGUE MGR OF THE YEAR	
Jack McKeon (Omaha)	1970
Harry Malmberg (Elmira)	1971
Steve Boros (Waterloo)	1972
Billy Gardner (Jacksonville)	1973

EWING M. KAUFFMAN ROYALS MAN OF THE YEAR	
Tom Ferrick (Scout)	1974
John Sullivan (Waterloo MGR)	1975
Bill Fischer (Pitching Instructor)	1976
Al Diez (Scout)	1977
Art Lilly (Scout)	1978
Gary Blaylock (Scout)	1979

EWING M. KAUFFMAN AWARD	
Chris Rice (Scouting & PD)	1980
Joe Sparks (Omaha Manager)	1981
Gene Lamont (Jacksonville MGR)	1982
Art Stewart (Scout)	1983
Al Kubski (Scout)	1984
Dick Balderson (PD)	1985
Ken Gonzales (Scout)	1986
Carl Blando (Scout)	1987
Jerry Stephens (Scout)	1988
Brian Murphy (Scout)	1989
-	1990
Bob Carter (Scout)	1991
Chuck McMichael (Scout)	1992
Terry Wetzel (Scout)	1993
Luis Silverio (Latin America)	1994
Tony Levato (Scout)	1995
Allard Baird (Cross Checker)	1996
Wil Rutenschroer (Scout)	1997
Steve Flores (Cross Checker)	1998
Jeff McKay (Cross Checker)	1999
Luis Silverio (DR Ops)	2000
Dennis Woody (Scout)	2001
Steve Connelly (Scout)	2002
Spencer Graham (Scout)	2003
Mike Brown (Scout)	2004
-	2005
Brian Rhees (Scout)	2006
Scott Ramsey (Scout)	2007

**EWING KAUFFMAN AWARDS**

The Royals initiated two awards in 1970, both named for the club's founder, **Ewing Kauffman**. In 1974, the two awards were combined into a single honor. Beginning in 2008, the award was named for **Art Stewart**, and is given annually to recognize an outstanding scout.

ART STEWART AWARD	
<b>Most outstanding scout</b>	
Danny Ontiveros	2008
Louie Medina	2009
Sean Gibbs	2010
Orlando Estevez	2011
Colin Gonzales	2012
Mitch Webster	2013
Junior Vizcaino	2014
Alec Zumwalt	2015
Mitch Webster	2016
Matt Price	2017
Jim Buckley	2018
Tim Conroy	2019
-	2020
Keith Connolly	2021
Terry Wetzel	2022

DICK HOWSER AWARD	
<b>Outstanding contributions to the organization by player development employee</b>	
Jo Anne Joyce	1987
Joe Jones	1988
Carlos Tosca	1989
-	1990
Tom Poquette	1991
Mike Jirschele	1992
Ron Johnson	1993
Mike Jirschele	1994
Bob Herold	1995
John Mizerock	1996
Jose Tartabull	1997
Brian Poldberg	1998
Jeff Stevenson	1999
Jeff Garber	2000
Andre David	2001
Larry Carter	2002
Lloyd Simmons	2003
Billy Gardner Jr.	2004
Mike Jirschele	2005
Jim Gabella	2006
John Mizerock	2007
Brian Rupp	2008
Mark Davis	2009
Brian Poldberg	2010
Mike Jirschele	2011
Victor Baez	2012
Omar Ramirez	2013
Larry Carter	2014
Darryl Kennedy	2015
Vance Wilson	2016
Terry Bradshaw	2017
Scott Thorman	2018
Brooks Conrad	2019
-	2020
Mitch Stetter	2021
Omar Ramirez	2022

MIKE SWEENEY AWARD	
<b>Best represents the organization on and off the field</b>	
Everett Teaford	2008
Clint Robinson	2009
Buddy Baumann	2010
Tim Melville	2011
Alex McClure	2012
Alfredo Escalera	2013
Malcom Culver	2014
Parker Morin	2015
Logan Moon	2016
Elier Hernández	2017
MJ Melendez	2018
Foster Griffin	2019
-	2020
Vinnie Pasquantino	2021
Carter Jensen	2022

CARLOS FORTUNA AWARD	
<b>Dedicated to improving English, genuine work ethic and conduct</b>	
Yunior Marte	2013
Angel Franco	2014
Elier Hernández	2015
Yender Caramo	2016
Angelo Castellano	2017
Sebastian Rivero	2018
Freddy Fermin	2019
-	2020
Adrian Alcantara	2021
Marcelo Martinez	2022

MATT MINKER AWARD	
Chris Kemple (Wilmington)	2008
Martie Cordaro (Omaha)	2009
Andrew Layman (Wilmington)	2010
Eric Edelstein (NW Arkansas)	2011
Kevin Linton (Wilmington)	2012
Kevin Greene (Idaho Falls)	2013
Nick Leto (Surprise)	2014
Ryan Keur (Burlington)	2015
Justin Cole (NW Arkansas)	2016
Jeff Diskin (Pro Development)	2017
Dan Moushon (Burlington)	2018
Danny Helmer (NW Arkansas)	2019
Todd Jansen (Surprise)	
-	2020
Dave Heller (Quad Cities)	2021
Brad Shank (Columbia)	2022

**MATT MINKER**

**Matt Minker**, the President and Managing Partner of the Wilmington Blue Rocks, a former Royals affiliate, passed away at the age of 60 in November 2007. The annual Matt Minker Award was created to honor a Royals minor league employee who most exemplifies the qualities Minker was known for, including a display of leadership and dedication to the Royals organization.



## MINOR LEAGUE AFFILIATE YEAR-BY-YEAR

1969	TEAM	W-L	PLACE	MANAGER
AAA	<b>Omaha</b>	<b>85-55</b>	<b>1st*</b>	<b>Jack McKeon</b>
AA	Elmira	70-71	3rd	Harry Bright
A	Waterloo	52-72	8th	Rollie Hemsley
A	Hi-Toms	69-74	4th	Harry Malmberg
A	Corning	35-42	5th	Buddy Peterson
A	Winnipeg	26-43	6th	Spider Jorgensen
R	Kingsport	29-38	4th	Adelbert Norwood

1970	TEAM	W-L	PLACE	MANAGER
AAA	<b>Omaha</b>	<b>73-65</b>	<b>1st*</b>	<b>Jack McKeon</b>
AA	Elmira	55-84	6th	Harry Malmberg
A	Waterloo	49-73	10th	Steve Boros
A	San Jose	77-63	3rd	Buddy Peterson
R	Billings	37-33	4th	David Pavlesic
R	Kingsport	27-32	6th	Owen Friend

1971	TEAM	W-L	PLACE	MANAGER
AAA	Omaha	69-70	3rd	Jack McKeon
AA	<b>Elmira</b>	<b>78-61</b>	<b>1st*</b>	<b>Harry Malmberg</b>
A	Waterloo	55-64	3rd	Steve Boros
A	San Jose	70-70	T-3rd	Buddy Peterson
R	Kingsport	38-30	1st	Owen Friend
R	Billings	43-27	2nd	Gary Blaylock
R	<b>GCL Royals</b>	<b>40-13</b>	<b>1st*</b>	<b>Buzzy Keller</b>

1972	TEAM	W-L	PLACE	MANAGER
AAA	Omaha	71-69	2nd	Jack McKeon
AA	Jacksonville	64-75	4th	Billy Gardner
A	Waterloo	72-53	2nd	Steve Boros
A	San Jose	76-64	3rd	Harry Malmberg
R	Kingsport	38-32	3rd	Jay Hankins
R	Billings	50-22	1st	Gary Blaylock
R	GCL Royals	41-22	T-1st	Buzzy Keller

1973	TEAM	W-L	PLACE	MANAGER
AAA	Omaha	62-73	4th	Harry Malmberg
AA	Jacksonville	76-60	1st	Billy Gardner
A	Waterloo	64-56	3rd	Bill Scripture
A	San Jose	75-65	3rd	Steve Boros
R	<b>Kingsport</b>	<b>53-17</b>	<b>1st*</b>	<b>John Sullivan</b>
R	<b>Billings</b>	<b>44-26</b>	<b>1st*</b>	<b>Gary Blaylock</b>
R	GCL Royals	27-28	T-5th	Buzzy Keller

1974	TEAM	W-L	PLACE	MANAGER
AAA	Omaha	54-82	4th	Harry Malmberg
AA	Jacksonville	78-60	1st	Billy Gardner
A	Waterloo	68-56	3rd	John Sullivan
A	San Jose	81-59	2nd	Steve Boros
R	GCL Royals	29-19	4th	Buzzy Keller
R	Academy	35-16	2nd	Billy Goodman

1975	TEAM	W-L	PLACE	MANAGER
AAA	Omaha	67-69	3rd	Billy Gardner
AA	Jacksonville	59-79	4th	Bill Scripture
A	<b>Waterloo</b>	<b>93-35</b>	<b>1st*</b>	<b>John Sullivan</b>
R	GCL Royals	31-18	2nd	Gary Blaylock

1976	TEAM	W-L	PLACE	MANAGER
AAA	Omaha	78-58	1st*	Billy Gardner
AA	Jacksonville	66-72	4th	Bill Scripture
A	<b>Waterloo</b>	<b>78-52</b>	<b>1st*</b>	<b>John Sullivan</b>
R	GCL Royals	29-25	3rd	Jose Martinez

1977	TEAM	W-L	PLACE	MANAGER
AAA	Omaha	76-59	1st*	John Sullivan
AA	Jacksonville	72-66	3rd	Gordon MacKenzie
A	Daytona	57-77	5th	Jose Martinez
R	GCL Royals	34-19	2nd	Bill Scripture

1978	TEAM	W-L	PLACE	MANAGER
AAA	<b>Omaha</b>	<b>66-69</b>	<b>1st*</b>	<b>John Sullivan</b>
AA	Jacksonville	73-69	2nd	Gordon MacKenzie
A	Fort Myers	71-66	3rd*	Gene Lamont
R	GCL Royals	31-24	2nd	Jose Martinez

1979	TEAM	W-L	PLACE	MANAGER
AAA	Omaha	65-71	2nd	Gordon MacKenzie
AA	Jacksonville	69-72	3rd	Joe Jones
A	Fort Myers	69-69	3rd	Gene Lamont
R	GCL Blue	24-29	5th	Brian Murphy
R	GCL Gold	29-23	3rd	Jose Martinez

1980	TEAM	W-L	PLACE	MANAGER
AAA	Omaha	66-70	4th	Joe Sparks
AA	Jacksonville	63-81	5th	Gene Lamont
A	Fort Myers	66-70	3rd	Brian Murphy
A	Charleston	78-61	1st*	Ronald Mihal
R	<b>GCL Blue</b>	<b>40-23</b>	<b>1st*</b>	<b>Joe Jones</b>
R	GCL Gold	22-40	9th	Roy Tanner

1981	TEAM	W-L	PLACE	MANAGER
AAA	Omaha	79-57	1st*	Joe Sparks
AA	Jacksonville	65-77	4th	Gene Lamont
A	Fort Myers	72-58	2nd*	Brian Murphy
A	Charleston	75-67	2nd	Rick Mathews
R	GCL Blue	35-28	3rd	Joe Jones
R	<b>GCL Gold</b>	<b>44-20</b>	<b>1st*</b>	<b>Roy Tanner</b>

1982	TEAM	W-L	PLACE	MANAGER
AAA	Omaha	71-66	1st*	Joe Sparks
AA	Jacksonville	83-61	1st*	Gene Lamont
A	Fort Myers	69-68	3rd	Rick Mathews
A	Charleston	74-66	2nd*	Roy Tanner
R	Butte	41-29	2nd	Tommy Jones
R	GCL Royals	28-35	8th	Joe Jones

1983	TEAM	W-L	PLACE	MANAGER
AAA	Omaha	64-72	4th	Joe Sparks
AA	Jacksonville	77-68	2nd*	Gene Lamont
A	Fort Myers	74-53	2nd*	Rick Mathews
A	Charleston	64-80	5th	Roy Tanner
R	Butte	41-29	2nd	Tommy Jones
R	GCL Royals	30-31	3rd	Joe Jones

1984	TEAM	W-L	PLACE	MANAGER
AAA	Omaha	68-86	8th	Gene Lamont
AA	Memphis	71-75	2nd	Rick Mathews
A	Fort Myers	81-60	1st*	Tommy Jones
A	Charleston	78-64	3rd*	D. Gustavson
A	Eugene	19-55	4th	Dave Roberts

1985	TEAM	W-L	PLACE	MANAGER
AAA	Omaha	73-69	3rd	Gene Lamont
AA	Memphis	65-79	4th	Tommy Jones
A	<b>Fort Myers</b>	<b>82-57</b>	<b>1st*</b>	<b>D. Gustavson</b>
A	Eugene	40-34	1st*	Frank Funk
R	GCL Royals	38-24	T-3rd	Joe Jones

1986	TEAM	W-L	PLACE	MANAGER
AAA	Omaha	72-70	3rd	F. Funk, J. Boles
AA	Memphis	69-75	4th	Tommy Jones
A	Fort Myers	50-85	4th	D. Gustavson
A	Eugene	45-29	1st*	Ed Napoleon
R	GCL Royals	30-33	5th	Luis Silverio

1987	TEAM	W-L	PLACE	MANAGER
AAA	Omaha	64-76	T-7th	Funk, Wathan
AA	Memphis	72-71	2nd	Bob Schaefer
A	Fort Myers	54-87	6th	Jerry Terrell
A	Appleton	71-69	2nd	Ken Berry
A	Eugene	45-30	2nd	Rick Mathews
R	GCL Royals	40-23	1st*	Luis Silverio

1988	TEAM	W-L	PLACE	MANAGER
AAA	Omaha	81-61	1st*	Glenn Ezell
AA	Memphis	79-64	2nd*	Sal Rende
A	Appleton	58-82	6th	Brian Poldberg
A	Baseball City	79-60	2nd	Luis Silverio
A	Eugene	38-38	4th	P.K. Kirsch
R	GCL Royals	39-24	1st*	Carlos Tosca

\*Clinched playoff berth (data available from 1977-2022)  
League championships in **bold**



## MINOR LEAGUE AFFILIATE YEAR-BY-YEAR (CONT.)

1989	TEAM	W-L	PLACE	MANAGER
AAA	Omaha	74-72	1st*	Sal Rende
AA	Memphis	59-84	5th	Jeff Cox
A	Appleton	67-68	3rd	Brian Poldberg
A	Baseball City	78-61	T-1st*	Luis Silverio
A	Eugene	43-33	2nd	P.K. Kirsch
R	GCL Royals	35-28	3rd	Carlos Tosca
R	Salcedo Royals	37-21	1st	Hilario Soriano

1990	TEAM	W-L	PLACE	MANAGER
AAA	Omaha	86-60	1st*	Sal Rende
AA	Memphis	73-71	3rd*	Jeff Cox
A+	Baseball City	60-78	3rd	Brian Poldberg
A	Appleton	62-71	4th	Joe Breeden
A	Eugene	30-46	4th	P.K. Kirsch
R	GCL Royals	25-38	5th	Carlos Tosca
R	Salcedo Royals	37-21	1st	Julio Alcalá

1991	TEAM	W-L	PLACE	MANAGER
AAA	Omaha	73-71	3rd	Sal Rende
AA	Memphis	61-83	T-4th	Jeff Cox
A+	Baseball City	62-69	3rd	Carlos Tosca
A	Appleton	58-81	7th	Joe Breeden
A	Eugene	42-34	2nd	Tom Poquette
R	GCL Royals	31-29	2nd	Bob Herold
R	Salcedo Royals	27-45	4th	Julio Alcalá

1992	TEAM	W-L	PLACE	MANAGER
AAA	Omaha	67-77	3rd	Jeff Cox
AA	Memphis	71-73	3rd	Brian Poldberg
A+	Baseball City	71-60	1st*	Ron Johnson
A	Appleton	70-62	3rd*	Tom Poquette
A	Eugene	36-40	4th	Bob Meacham
R	GCL Royals	41-18	1st*	Mike Jirschele
R	Salcedo Royals	40-31	2nd	Julio Alcalá

1993	TEAM	W-L	PLACE	MANAGER
AAA	Omaha	70-74	3rd	Jeff Cox
AA	Memphis	63-77	5th	Tom Poquette
A+	Wilmington	74-65	2nd*	Ron Johnson
A	Rockford	78-54	1st*	Mike Jirschele
A	Eugene	40-36	2nd	John Mizerock
R	GCL Royals	29-30	5th	Bob Herold
R	Salcedo Royals	40-31	2nd	Julio Alcalá

1994	TEAM	W-L	PLACE	MANAGER
AAA	Omaha	68-76	6th	Jeff Cox
AA	Memphis	75-62	2nd	Ron Johnson
A+	Wilmington	94-44	1st*	Mike Jirschele
A	Rockford	89-50	1st*	John Mizerock
A	Eugene	35-41	3rd	Brian Poldberg
R	GCL Royals	47-12	1st*	Bob Herold
R	Salcedo Royals	28-39	4th	Oscar Martinez

1995	TEAM	W-L	PLACE	MANAGER
AAA	Omaha	76-68	3rd*	Mike Jirschele
AA	Wichita	72-64	1st*	Ron Johnson
A+	Wilmington	83-55	1st*	John Mizerock
A	Springfield	65-74	3rd	Brian Poldberg
A	Spokane	36-40	3rd	Al Pedrique
R	GCL Royals	37-20	1st*	Bob Herold
R	Salcedo Royals	24-40	5th	Oscar Martinez

1996	TEAM	W-L	PLACE	MANAGER
AAA	Omaha	79-65	1st*	Mike Jirschele
AA	Wichita	70-70	2nd*	Ron Johnson
A+	Wilmington	80-60	1st*	John Mizerock
A	Lansing	68-71	3rd*	Brian Poldberg
A	Spokane	37-39	3rd	Bob Herold
R	GCL Royals	30-29	2nd	Al Pedrique
R	Salcedo Royals	27-43	4th	Fausto Sosa

1997	TEAM	W-L	PLACE	MANAGER
AAA	Omaha	61-83	4th	Mike Jirschele
AA	Wichita	64-76	4th	Ron Johnson
A	Wilmington	62-78	4th	John Mizerock
A	Lansing	69-68	T-3rd*	Bob Herold
A	Spokane	45-31	2nd	Jeff Garber
R	GCL Royals	36-24	1st*	Al Pedrique
R	Salcedo Royals	35-36	3rd	Oscar Martinez

1998	TEAM	W-L	PLACE	MANAGER
AAA	Omaha	79-64	2nd	Ron Johnson
AA	Wichita	75-65	1st*	John Mizerock
A+	Wilmington	86-54	1st*	3 Managers+
A	Lansing	71-69	4th	Bob Herold
A	Spokane	47-29	T-1st	Jeff Garber
R	GCL Royals	32-28	3rd	Andre David
R	Salcedo Royals	39-31	3rd	Oscar Martinez

1999	TEAM	W-L	PLACE	MANAGER
AAA	Omaha	81-60	1st*	Ron Johnson
AA	Wichita	83-57	1st*	John Mizerock
A+	Wilmington	77-61	1st**	Jeff Garber
A	Charleston	61-80	3rd	Tom Poquette
A	Spokane	44-32	1st*	Kevin Long
R	GCL Royals	33-27	1st*	Andre David
R	Salcedo Royals	26-42	3rd	Oscar Martinez

2000	TEAM	W-L	PLACE	MANAGER
AAA	Omaha	64-79	3rd	John Mizerock
AA	Wichita	76-61	1st*	Keith Bodie
A+	Wilmington	63-76	3rd	Jeff Garber
A	Charleston	53-80	7th	Joe Szekely
A	Spokane	38-38	3rd	Tom Poquette
R	GCL Royals	20-40	4th	Karkovice, David
R	Salcedo Royals	24-44	5th	Oscar Martinez

2001	TEAM	W-L	PLACE	MANAGER
AAA	Omaha	70-74	3rd*	John Mizerock
AA	Wichita	79-58	1st*	Keith Bodie
A+	Wilmington	78-62	1st*	Jeff Garber
A	Burlington	55-79	7th	Joe Szekely
A	Spokane	22-54	4th	Tom Poquette
R	GCL Royals	20-40	4th	Lino Diaz
R	Salcedo Royals	32-42	6th	Julio Bruno

2002	TEAM	W-L	PLACE	MANAGER
AAA	Omaha	76-68	2nd	Bucky Dent
AA	Wichita	80-59	1st*	Keith Bodie
A+	Wilmington	89-51	1st*	Jeff Garber
A	Burlington	68-71	4th*	Joe Szekely
A	Spokane	29-47	3rd	Tom Poquette
R	GCL Royals	22-38	4th	Lloyd Simmons
R	Salcedo Royals	21-55	5th	Julio Bruno

2003	TEAM	W-L	PLACE	MANAGER
AAA	Omaha	70-73	4th	Mike Jirschele
AA	Wichita	71-69	3rd*	Keith Bodie
A+	Wilmington	80-60	1st*	Billy Gardner
A	Burlington	64-74	7th	Joe Szekely
R	AZL Royals 1	36-19	2nd*	Lloyd Simmons
R	AZL Royals 2	32-22	3rd	Kevin Boles
R	Salcedo Royals	20-44	7th	Julio Bruno

2004	TEAM	W-L	PLACE	MANAGER
AAA	Omaha	71-73	3rd	Mike Jirschele
AA	Wichita	73-66	2nd	Frank White
A+	Wilmington	77-62	1st*	Billy Gardner
A	Burlington	56-84	8th	Jim Gabella
A	Idaho Falls	42-34	2nd*	Brian Rupp
R	AZL Royals	29-27	5th	Lloyd Simmons
R	Salcedo Royals	49-14	1st	Julio Bruno

\*Clinched playoff berth

League championships in **bold**

+Brian Poldberg, Kevin Long & Darrell Evans managed the 1998 Wilmington Blue Rocks

^Wilmington & Myrtle Beach declared 1999 co-champions in Carolina League due to the threat of Hurricane Floyd

## MINOR LEAGUE AFFILIATE YEAR-BY-YEAR (CONT.)

2005 TEAM	W-L	PLACE	MANAGER
AAA Omaha	72-72	2nd	Mike Jirschele
AA Wichita	68-72	4th	Frank White
A+ High Desert	75-65	T-1st*	Billy Gardner
A Burlington	65-75	T-7th	Jim Gabella
R Idaho Falls	34-42	4th	Brian Rupp
R AZL Royals	34-22	2nd	Lloyd Simmons
R Salcedo Royals	45-12	1st*	Julio Bruno

2006 TEAM	W-L	PLACE	MANAGER
AAA Omaha	53-91	4th	Mike Jirschele
AA Wichita	77-62	1st*	Frank White
A+ High Desert	73-67	2nd*	Jeff Carter
A Burlington	64-73	T-5th	Jim Gabella
R Idaho Falls	40-36	2nd*	Brian Rupp
R AZL Royals	36-20	2nd	Lloyd Simmons
R Salcedo Royals	47-21	1st	Julio Bruno

2007 TEAM	W-L	PLACE	MANAGER
AAA Omaha	73-71	3rd	Mike Jirschele
AA Wichita	56-84	4th	Tony Tijerina
A+ Wilmington	75-62	1st*	John Mizerock
A Burlington	61-77	7th	Jim Gabella
R Idaho Falls	46-30	1st*	Brian Rupp
R AZL Royals	28-28	T-4th	Lloyd Simmons
R Burlington	38-30	2nd	Darryl Kennedy
R DSL Royals	39-29	3rd	Jose Mejia

2008 TEAM	W-L	PLACE	MANAGER
AAA Omaha	63-81	3rd	Mike Jirschele
AA NW Arkansas	75-65	2nd*	Brian Poldberg
A+ Wilmington	69-71	2nd*	Darryl Kennedy
<b>A Burlington</b>	<b>73-65</b>	<b>2nd*</b>	<b>Brian Rupp</b>
R Idaho Falls	33-43	4th	Jim Gabella
R AZL Royals	23-33	6th	Julio Bruno
R Burlington	24-41	5th	Tony Tijerina
R DSL Royals	35-33	T-4th	Jose Mejia

2009 TEAM	W-L	PLACE	MANAGER
AAA Omaha	64-80	4th	Mike Jirschele
AA NW Arkansas	73-67	2nd*	Brian Poldberg
A+ Wilmington	84-55	1st*	Brian Rupp
A Burlington	64-75	5th*	Jim Gabella
R Idaho Falls	43-31	2nd	Darryl Kennedy
R AZL Royals	20-35	6th	Julio Bruno
R Burlington	24-44	5th	Nelson Liriano
R DSL Royals	26-41	10th	Jose Mejia

2010 TEAM	W-L	PLACE	MANAGER
AAA Omaha	81-63	3rd	Mike Jirschele
<b>AA NW Arkansas</b>	<b>86-54</b>	<b>1st*</b>	<b>Brian Poldberg</b>
A+ Wilmington	68-70	3rd	Brian Rupp
A Burlington	46-90	8th	Jim Gabella
R Idaho Falls	27-49	4th	Brian Buchanan
R AZL Royals	31-25	2nd	Darryl Kennedy
R Burlington	34-34	T-2nd*	Nelson Liriano
R DSL Royals	35-35	7th	Jose Mejia

2011 TEAM	W-L	PLACE	MANAGER
<b>AAA Omaha</b>	<b>79-63</b>	<b>1st*</b>	<b>Mike Jirschele</b>
AA NW Arkansas	73-64	1st*	Brian Poldberg
A+ Wilmington	66-72	3rd	Brian Rupp
A Kane County	65-74	5th*	Vance Wilson
R Idaho Falls	33-43	3rd	Brian Buchanan
R AZL Royals	22-34	4th	Darryl Kennedy
R Burlington	24-44	5th	Nelson Liriano
R DSL Royals	46-24	1st*	Jose Mejia

2012 TEAM	W-L	PLACE	MANAGER
AAA Omaha	83-61	1st*	Mike Jirschele
AA NW Arkansas	58-81	4th	Brian Poldberg
A+ Wilmington	66-74	2nd*	Vance Wilson
A Kane County	68-72	5th	Brian Buchanan
R Idaho Falls	35-41	T-3rd	Omar Ramirez
R AZL Royals	23-32	3rd	Darryl Kennedy
R Burlington	41-25	1st*	Tommy Shields
R DSL Royals	41-27	2nd	Jose Mejia

2013 TEAM	W-L	PLACE	MANAGER
<b>AAA Omaha</b>	<b>70-74</b>	<b>1st*</b>	<b>Mike Jirschele</b>
AA NW Arkansas	59-81	4th	Brian Poldberg
A+ Wilmington	63-77	3rd	Vance Wilson
A Lexington	68-70	5th	Brian Buchanan
<b>R Idaho Falls</b>	<b>41-35</b>	<b>1st*</b>	<b>Omar Ramirez</b>
R AZL Royals	22-33	4th	Darryl Kennedy
R Burlington	29-38	4th	Tommy Shields
R DSL Royals	41-29	2nd	Ramón Martínez

2014 TEAM	W-L	PLACE	MANAGER
<b>AAA Omaha</b>	<b>76-67</b>	<b>1st*</b>	<b>Brian Poldberg</b>
AA NW Arkansas	53-87	4th	Vance Wilson
A+ Wilmington	65-72	T-3rd	Darryl Kennedy
A Lexington	57-83	6th	Brian Buchanan
R Idaho Falls	38-38	3rd	Omar Ramirez
R Burlington	28-40	5th	Tommy Shields
R DSL Royals	42-28	1st	Jose Gualdrón

2015 TEAM	W-L	PLACE	MANAGER
AAA Omaha	80-64	T-2nd	Brian Poldberg
AA NW Arkansas	69-70	2nd*	Vance Wilson
A+ Wilmington	62-77	4th*	Brian Buchanan
A Lexington	58-80	6th	Omar Ramirez
R Idaho Falls	38-38	3rd*	Justin Gemoll
R AZL Royals	40-16	1st*	Darryl Kennedy
R Burlington	31-37	4th	Scott Thorman
R DSL Royals	29-43	5th	Jose Gualdrón

2016 TEAM	W-L	PLACE	MANAGER
AAA Omaha	58-82	4th	Brian Poldberg
AA NW Arkansas	65-75	4th*	Vance Wilson
A+ Wilmington	54-84	4th	Jamie Quirk
A Lexington	52-87	7th	Omar Ramirez
R Idaho Falls	40-36	1st	Justin Gemoll
R AZL Royals	31-24	1st*	Darryl Kennedy
R Burlington	42-26	1st*	Scott Thorman
R DSL Royals	48-21	2nd	Miguel Bernard

2017 TEAM	W-L	PLACE	MANAGER
AAA Omaha	69-72	3rd	Brian Poldberg
AA NW Arkansas	67-73	3rd*	Vance Wilson
A+ Wilmington	67-72	4th	Jamie Quirk
A Lexington	62-75	6th	Scott Thorman
R Idaho Falls	33-43	4th	Justin Gemoll
R AZL Royals	26-30	4th	Darryl Kennedy
R Burlington	29-39	5th	Omar Ramirez
R DSL Royals	30-40	6th	Miguel Bernard

2018 TEAM	W-L	PLACE	MANAGER
AAA Omaha	66-74	3rd	Brian Poldberg
AA NW Arkansas	70-70	3rd	Mike Rojas
A+ Wilmington	68-72	3rd	Darryl Kennedy
<b>A Lexington</b>	<b>76-60</b>	<b>1st*</b>	<b>Scott Thorman</b>
R Idaho Falls	43-33	T-2nd	Omar Ramirez
R AZL Royals	22-30	5th	Tony Peña Jr.
R Burlington	25-43	5th	Brooks Conrad
R DSL Royals 1	36-32	4th	Ramón Martínez
R DSL Royals 2	25-47	6th	Onil Joseph

2019 TEAM	W-L	PLACE	MANAGER
AAA Omaha	59-80	8th	Brian Poldberg
AA NW Arkansas	57-81	4th	Darryl Kennedy
<b>A+ Wilmington</b>	<b>82-56</b>	<b>1st*</b>	<b>Scott Thorman</b>
<b>A Lexington</b>	<b>68-70</b>	<b>3rd*</b>	<b>Brooks Conrad</b>
<b>R Idaho Falls</b>	<b>34-41</b>	<b>4th*</b>	<b>Omar Ramirez</b>
R AZL Royals	33-23	T-1st	Tony Peña Jr.
R Burlington	39-29	2nd*	Chris Widger
<b>R DSL Royals 1</b>	<b>41-29</b>	<b>1st*</b>	<b>Ramón Martínez</b>
R DSL Royals 2	30-41	5th	Sergio de Luna

**2020 NO MINOR LEAGUE SEASON**

\*Clinched playoff berth  
League championships in **bold**

## MINOR LEAGUE AFFILIATE YEAR-BY-YEAR (CONT.)

2021	TEAM	W-L	PLACE	MANAGER	2022	TEAM	W-L	PLACE	MANAGER
AAA	Omaha	73-56	2nd	Brian Poldberg	AAA	Omaha	71-78	7th	Scott Thorman
<b>AA</b>	<b>NW Arkansas</b>	<b>64-55</b>	<b>2nd*</b>	<b>Scott Thorman</b>	AA	NW Arkansas	58-79	5th	Chris Widger
<b>A+</b>	<b>Quad Cities</b>	<b>77-41</b>	<b>1st*</b>	<b>Chris Widger</b>	A+	Quad Cities	54-78	6th	Brooks Conrad
A	Columbia	48-71	4th	Brooks Conrad	A	Columbia	52-79	6th	Tony Peña Jr.
R	ACL Blue	20-34	6th	Omar Ramirez	R	ACL Royals	25-30	6th	Omar Ramirez
R	ACL Gold	20-33	5th	Andre David	R	DSL Glass	31-28	4th	Ramón Martínez
R	DSL Blue	32-20	1st	Ramón Martínez	R	DSL Stewart	17-43	8th	Sergio De Luna
R	DSL White	20-32	7th	Sergio De Luna					

\*Clinched playoff berth  
League championships in **bold**

## MINOR LEAGUE AFFILIATES

### 37 COMBINED LEAGUE CHAMPIONSHIPS

CLASS	AFFILIATE NAME	YEARS	LEAGUE	LOCATION	CHAMPIONSHIPS
<b>AAA</b>	<b>Omaha Storm Chasers</b>	<b>2011-current</b>	<b>International</b>	<b>Omaha, Neb.</b>	<b>2011, 13, 14</b>
AAA	Omaha Golden Spikes	1999-2001	Pacific Coast	Omaha, Neb.	-
AAA	Omaha Royals	1969-98, 2002-10	American Association*	Omaha, Neb.	1969, 70, 78, 90
<b>AA</b>	<b>NW Arkansas Naturals</b>	<b>2008-current</b>	<b>Texas</b>	<b>Springdale, Ark.</b>	<b>2010, 21</b>
AA	Wichita Wranglers	1995-2007	Texas	Wichita, Kan.	1999
AA	Memphis Chicks	1984-94	Southern	Memphis, Tenn.	1990
AA	Jacksonville Suns	1972-83	Southern	Jacksonville, Fla.	-
AA	Elmira Pioneers	1969-71	Eastern	Elmira, N.Y.	1971
<b>A+</b>	<b>Quad Cities River Bandits</b>	<b>2021-current</b>	<b>Midwest</b>	<b>Davenport, Iowa</b>	<b>2021</b>
A+	High Desert Mavericks	2005-06	California	Adelanto, Calif.	-
A+	Wilmington Blue Rocks	1993-2004, 07-20	Carolina	Wilmington, Del.	1994, 96, 98, 99, 2019
A+	Baseball City Royals	1988-92*	Florida State	Haines City, Fla.	-
<b>A</b>	<b>Columbia Fireflies</b>	<b>2021-current</b>	<b>Carolina</b>	<b>Columbia, S.C.</b>	<b>-</b>
A	Lexington Legends	2013-20	South Atlantic	Lexington, Ky.	2018, 19
A	Kane County Cougars	2011-12	Midwest	Geneva, Ill.	-
A	Burlington Bees	2001-10	Midwest	Burlington, Iowa	2008
A	Charleston Alley Cats	1999-2000	South Atlantic	Charleston, W. Va.	-
A	Lansing Lugnuts	1996-98	Midwest	Lansing, Mich.	1997
A	Spokane Indians	1995-2002	Northwest	Spokane, Was.	1999
A	Sultans of Springfield	1995	Midwest	Springfield, Ill.	-
A	Rockford Royals	1993-94	Midwest	Rockford, Ill.	-
A	Virginia Generals	1988	Carolina	Hampton, Va.	-
A	Appleton Foxes	1987-92	Midwest	Appleton, Wis.	-
A	Eugene Emeralds	1984-94+	Northwest	Eugene, Ore.	-
A	Charleston Royals	1980-84	South Atlantic	Charleston, S.C.	-
A	Fort Myers Royals	1978-87	Florida State	Fort Myers, Fla.	1985
A	Daytona Islanders	1977	Florida State	Daytona, Fla.	-
A	Waterloo Royals	1971-76	Midwest	Waterloo, Iowa	1975, 76
A	San Jose Royal Bees	1970-74	California	San Jose, Calif.	-
A	Waterloo Hawks	1969-70	Midwest	Waterloo, Iowa	-
A	Winnipeg Goldeyes	1969	Northern	Winnipeg, Canada	-
A	Hi-Toms	1968-69	Carolina	High Point, N.C.	1968
A	Corning Royals	1968-69	New York-Penn	Corning, N.Y.	-
A	Dubuque Royals	1968	Midwest	Dubuque, Iowa	-
<b>R</b>	<b>ACL Royals</b>	<b>2008-current</b>	<b>Arizona Complex</b>	<b>Surprise, Ariz.</b>	<b>-</b>
<b>R</b>	<b>Dominican Royals</b>	<b>2007-current</b>	<b>Dominican Summer</b>	<b>La Caoba Guerra</b>	<b>2019</b>
R	Burlington Royals	2007-20	Appalachian	Burlington, N.C.	-
R	Idaho Falls Chukars	2004-20	Pioneer	Idaho Falls, Idaho	2013, 19
R	Gulf Coast Royals	1990-2002	Gulf Coast	Davenport, Fla. %	1992, 95
R	Salcedo Royals	1989-2006	Dominican Summer	Salcedo, D.R.	-
R	Boardwalk Royals	1988-89	Gulf Coast	Haines City, Fla.	-
R	Butte Copper Kings	1982-83	Pioneer	Butte, Mont.	-
R	Sarasota Blues	1979-81	Gulf Coast	Sarasota, Fla.	-
R	Sarasota Golds	1979-81	Gulf Coast	Sarasota, Fla.	-
R	Academy Royals	1971, 74	Gulf Coast	Sarasota, Fla.	1971
R	Billings Mustangs	1970-73	Pioneer	Billings, Mont.	1973
R	Florida Royals	1969, 71, 81-84	Gulf Coast	Fort Myers, Fla.	1971
R	Arizona Royals	1969, 2003-07	Arizona	Surprise, Ariz.	2003
R	Kingsport Royals	1969-73	Appalachian	Kingsport, Tenn.	1973

\*Entered the Pacific Coast League in 1998

%Was a Class A affiliate from 1988-89 until Class A+ was established in 1990

+Was classified as a rookie team from 1984-85

%Played in Fort Myers, Fla. from 1993-98

## MINOR LEAGUE AFFILIATE SCHEDULES

### OMAHA STORM CHASERS

#### TRIPLE-A INTERNATIONAL LEAGUE



#### APRIL

March 31-April 2 at Indianapolis  
 4-9 vs. Toledo  
 11-16 at Iowa  
 18-23 vs. Gwinnett  
 25-30 at Nashville

#### JUNE

1-4 vs. Memphis  
 6-11 at Indianapolis  
 13-18 vs. Columbus  
 20-25 at Rochester  
 28-30 vs. Iowa

#### AUGUST

1-6 at Louisville  
 8-13 vs. Iowa  
 15-20 at Toledo  
 22-27 vs. St. Paul  
 29-31 vs. Louisville

#### MAY

2-7 vs. Louisville  
 9-14 at Scranton/WB  
 16-21 vs. Toledo  
 23-28 at St. Paul  
 30-31 vs. Memphis

#### JULY

1-3 vs. Iowa  
 4-9 at Gwinnett  
 14-16 vs. Indianapolis  
 18-23 vs. St. Paul  
 25-30 at Columbus

#### SEPTEMBER

1-3 vs. Louisville  
 5-10 at Iowa  
 12-17 vs. Indianapolis  
 19-24 at Columbus

### NORTHWEST ARKANSAS NATURALS

#### DOUBLE-A TEXAS LEAGUE



#### APRIL

6-8 vs. Midland  
 11-16 at Wichita  
 18-23 vs. Amarillo  
 25-30 at San Antonio

#### JUNE

1-4 vs. Corpus Christi  
 6-11 at Springfield  
 13-18 vs. Frisco  
 20-25 at Tulsa  
 28-30 at Wichita

#### AUGUST

1-6 at Springfield  
 8-13 vs. Wichita  
 15-20 at Corpus Christi  
 22-27 vs. Tulsa  
 29-31 vs. Springfield

#### MAY

2-7 vs. Wichita  
 9-14 at Arkansas  
 16-21 vs. Springfield  
 23-28 at Tulsa  
 30-31 vs. Corpus Christi

#### JULY

1-3 at Wichita  
 4-9 vs. Arkansas  
 14-16 at San Antonio  
 18-23 vs. Tulsa  
 25-30 at Arkansas

#### SEPTEMBER

1-3 vs. Springfield  
 4, 6-10 at Frisco  
 12-17 vs. Arkansas

### QUAD CITIES RIVER BANDITS

#### HIGH-A MIDWEST LEAGUE



#### APRIL

7-9 vs. South Bend  
 11-16 at Cedar Rapids  
 18-23 vs. Wisconsin  
 25-30 at Lansing

#### JUNE

1-4 at Lake County  
 6-11 vs. Fort Wayne  
 13-18 at Beloit  
 20-25 vs. Peoria  
 28-30 vs. Wisconsin

#### AUGUST

1-6 at Peoria  
 8-13 vs. Cedar Rapids  
 15-20 vs. Beloit  
 22-27 at Wisconsin  
 29-31 vs. Peoria

#### MAY

2-7 at Great Lakes  
 9-14 vs. Cedar Rapids  
 16-21 at Wisconsin  
 23-28 vs. Beloit  
 30-31 at Lake County

#### JULY

1-3 vs. Wisconsin  
 4-9 at Cedar Rapids  
 14-16 vs. South Bend  
 18-23 at Beloit  
 25-30 vs. Lansing

#### SEPTEMBER

1-3 vs. Peoria  
 5-10 at South Bend

### COLUMBIA FIREFLIES

#### CLASS-A CAROLINA LEAGUE



#### APRIL

6-8 vs. Augusta  
 11-16 at Charleston  
 18-23 vs. Fayetteville  
 25-30 at Augusta

#### JUNE

1-4 at Down East  
 6-11 vs. Salem  
 13-18 at Fayetteville  
 20-25 vs. Fredericksburg  
 28-30 vs. Augusta

#### AUGUST

1-6 at Augusta  
 8-13 vs. Charleston  
 15-20 vs. Myrtle Beach  
 22-27 at Carolina  
 29-31 vs. Delmarva

#### MAY

2-7 vs. Myrtle Beach  
 9-14 at Salem  
 16-21 at Fredericksburg  
 23-28 vs. Charleston  
 30-31 at Down East

#### JULY

1-3 vs. Augusta  
 4-9 at Charleston  
 14-16 vs. Kannapolis  
 18-23 at Myrtle Beach  
 25-30 vs. Carolina

#### SEPTEMBER

1-3 vs. Delmarva  
 5-10 at Myrtle Beach



**MIKE JIRSCHLE**

**MANAGER**

**Mike Jirschele** will spend his 32nd season with the Royals organization as the Manager of the Storm Chasers in 2023, reclaiming the helm he held from 1995-97 and 2003-13, after spending the 2022 season as the Bench Coach of the Double-A Northwest Arkansas Naturals. In 2021, he was the Bench Coach in Quad Cities, while he served as a Special Assistant to the General Manager in 2020. Jirschele was on the Royals coaching staff as the Third Base Coach from 2014-19 and won the World Series in 2015. He previously managed the Triple-A Omaha franchise for 11 seasons (2003-13), leading the team to four division titles, three straight trips to the Pacific

Coast League championship round (2011-13), two PCL titles (2011, 2013) and a Triple-A Championship in 2013. He earned the 2011 **Mike Coolbaugh** Award for outstanding baseball work ethic, knowledge of the game and skill in mentoring young players on the field.

Prior to his 11-year stint with Omaha, he served as the Royals Minor League Infield Coordinator for four years (1998-2002), while he held managerial positions with Omaha (1995-97), Wilmington (1994), Rockford (1993) and the Gulf Coast Royals (1992). Jirschele was originally selected by the Texas Rangers in the 5th round of the 1977 June Amateur Draft and played in 999 minor league games over 13-plus seasons in the Rangers and Royals systems. Mike and his wife, Sheri, reside in Clintonville, Wisc., during the offseason. The couple has three children: Jeremy, Jennifer and Justin; and 10 grandchildren: Keagen, Taelyn, Paetyn, Taetyrn, Rielyn, Parker, Paxton, Pierce, Blake, and Mac. His son, Justin, is a manager in the Chicago White Sox system.



**DANE JOHNSON**

**PITCHING COACH**

**Dane Johnson** enters his fourth season in the Royals organization after serving as a Pitching Consultant for the Miami Marlins in 2019. This is his 24th season in coaching, including 19 years in the Toronto Blue Jays organization as a Minor League Pitching Coach from 2000-03, Pitching Coordinator from 2004-14 and Major League Bullpen Coach from 2015-18. That followed a playing career which included parts of three seasons in the Majors with the Chicago White Sox (1994), Blue Jays (1996) and Oakland Athletics (1997). Johnson and his wife, Gina, reside in Palm Harbor, Fla. They have two children: a daughter, Madison (31), and son, Cobi (27).



**BIJAN RADEMACHER (bi-ZHON RAH-de-moch-err)**

**HITTING COACH**

**Bijan Rademacher** joins the Royals as Omaha's Hitting Coach after spending the last two years with the Arizona Diamondbacks as their Minor League Hitting Coordinator (2021) and ACL Hitting Coach (2022). Prior to coaching, he enjoyed a seven-year minor league playing career with the Cubs, in which he posted a .280/.361/.402 slashline over 702 career games. He most recently played for the Tomateros de Culiacan of the Mexican Pacific Winter League in the 2019 offseason. Rademacher lives in Tempe, Ariz., with his wife, Melissa.



**DAVID NOWORYTA**

**BENCH COACH**

**David Noworyta** will serve as the Bench Coach for Omaha after making his coaching debut in 2022 as the River Bandits Assistant Hitting Coach. Noworyta enjoyed a four-year professional career, spanning three minor league seasons in the Detroit Tigers organization from 2018-20, and one with the Independent League Billings Mustangs in 2021. Before signing with Detroit in 2018, Noworyta graduated from the University of Hawaii with a bachelor's degree in communications and journalism, and played in parts of three seasons for their baseball team. Noworyta attended Holy Cross Academy (N.J.), where he played baseball and basketball, and was selected by the

Royals in the 37th round of the 2014 MLB First-Year Player Draft. His father, Steve, used to be a Special Assistant to Player Development for the Philadelphia Phillies. Noworyta resides in Hainesport, N.J. in the offseason.

## OMAHA STORM CHASERS (CONT.)



### YANNICK PLANTE

#### STRENGTH & CONDITIONING COACH

**Yannick Plante** is entering his third season as the Strength & Conditioning Coach with Omaha. He was slated to serve in that role with Northwest Arkansas in 2020, after working with Burlington in 2019. In the fall of 2019, Yannick was a staff member of the Surprise Saguaros of the Arizona Fall League. Plante has a master's degree in kinesiology from the University of Calgary and a bachelor's degree in human kinetics with specialization in biophysics from the University of Ottawa. He currently lives in Ottawa, Ontario.



### JAMES STONE

#### ATHLETIC TRAINER

**James Stone** enters his fifth season as the Athletic Trainer at Omaha, after serving the previous seven seasons at Wilmington, including the 2015 season, in which he was named Carolina League Athletic Trainer of the Year. He joined the Kansas City organization in 2010 as the trainer for Class-A Burlington. Stone came to the Royals after spending one season with the Central Valley Coyotes (Fresno, Calif.) in Arena Football 2. He worked the previous three seasons in the Florida Marlins organization, with stops in Jupiter (2008), Greensboro (2007) and Jamestown (2006). Stone won New York-Penn League Trainer of the Year honors in 2006. He was the Strength

and Conditioning Coach for the Baltimore Orioles Class-A affiliate, the Delmarva Shorebirds, in 2005. Stone graduated with a Bachelor of Science degree in kinesiology from Cal State-Northridge. He resides in Simi Valley, Calif., with his dog, Ozzie.



### MIKE BROWN

#### COORDINATOR OF CLUBHOUSE OPERATIONS

**Mike Brown** will serve as the Coordinator of Clubhouse Operations in Omaha for the fifth straight season. This will be his 15th year overall in Omaha, including roles as the visiting clubhouse manager, the home clubhouse assistant and as the home clubhouse manager. Brown graduated from Northwest Missouri State University with a degree in parks & rec management. He and his wife, Sherri, live in Omaha, Neb. with their dog, Cupcake.

### LONGEST ACTIVE AFFILIATIONS IN MINOR LEAGUE BASEBALL

The Omaha and Kansas City franchises joined forces when they both began play in 1969, forming what is now the longest active Triple-A affiliation in Minor League Baseball and the 3rd-longest affiliation at any level. The Omaha franchise, which has carried the Storm Chasers name since 2011, has played more than 7,000 games at the Royals Triple-A affiliate and has won 16 division titles, seven league championships and three Triple-A championships (1990, 2013, 2014).

Rank	Team	Affiliate	Level	First Season	Total Years*
1.	Reading Fightin Phils Lakeland Flying Tigers	Philadelphia Phillies Detroit Tigers	Double-A Single-A	1967 1967	56 56
3.	<b>Omaha Storm Chasers</b>	<b>Kansas City Royals</b>	<b>Triple-A</b>	<b>1969</b>	<b>54</b>
4.	Iowa Cubs	Chicago Cubs	Triple-A	1981	42

Source: *Baseball America*

\*including 2023



**TOMMY SHIELDS**

**MANAGER**

After re-joining the Royals as the Omaha Bench Coach in 2022, **Tommy Shields** will lead the Naturals as their Manager this season. He previously served with Washington as Co-Field Coordinator from 2015-21. Shields worked with the Royals as Burlington's Manager from 2012-2014 and as a Special Assignment Scout during the same time. Prior to his stint in Kansas City, Shields was the Infield Coordinator in Atlanta from 2006-2011 and was also Field Coordinator from 2007-2010. Prior to Atlanta, Shields worked for the Cardinals as a scout from 1999-2005, and managed their Class-A New Jersey affiliate in 2002-04. Shields began his coaching career in

Baltimore's organization, managing two rookie clubs in the Gulf Coast League (1996) and Bluefield (1995), Class-A Delmarva in 1997 and Advanced-A Frederick in 1998. Shields' nine-year playing career covered stints in Pittsburgh, Baltimore, and the Chicago Cubs and he reached the Majors with Baltimore in 1992 and Chicago in 1993. Shields resides in Lititz, Pa. with his wife, Melonni, and they have four kids: Kelsey, Derrick, Samantha and Connor.



**LARRY CARTER**

**PITCHING COACH**

Following a three-year stint as the Royals Major League Bullpen Coach, **Larry Carter** returns to Northwest Arkansas, where he served as the Pitching Coach from 2008-12. The 2023 season will be the 26th with the Royals for "LC", continuing a career that began with Class-A Lansing in 1998. Carter was the 2014 Dick Howser Award winner as the Pitching Coach for the Omaha Storm Chasers. LC lives in Corinth, Texas with his wife, Jennifer and their sons, Matthew and Andrew.



**ANDY LaROCHE**

**HITTING COACH**

**Andy LaRoche** will make the jump to Hitting Coach in Northwest Arkansas after spending the past two seasons in the same role with Quad Cities. He has previously worked one season in Omaha and another as the Hitting Coach in Burlington in 2019. He was slated to fill the same role with Wilmington in 2020. A 39th-round pick by the Los Angeles Dodgers in 2003, LaRoche had a six-year big league career with the Dodgers (2007-08), Pittsburgh (2008-10), Oakland (2011) and Toronto (2013). He continued playing minor league affiliate ball in 2014, before playing in independent leagues from 2015-16. LaRoche, his wife, Kristen, and their daughters, Paige and Tatum, reside in Sarasota, Fla.



**CHRISTIAN COLÓN**

**BENCH COACH**

**Christian Colón** will begin his second season back with the Royals as the Naturals Bench Coach, after serving as the Assistant Hitting Coach in 2022, following a 12-year professional career. He was the Royals first-round pick in the 2010 First-Year Player Draft, and had the game-winning hit in the title-clinching Game 5 of the 2015 World Series. He played six years in the Major Leagues. During his playing career, he made stops in Miami (2017) and Cincinnati (2019-20). He also played in parts of four seasons in the Puerto Rican Winter League. Christian lives in Cave Springs, Ark., with his wife, Kayla, and four daughters, Marley, Mia, Lucy and Kamila.





### KEVIN KUNTZ

#### ASSISTANT COACH

**Kevin Kuntz** is entering his 11th season with the Kansas City Royals, joining the coaching staff in Northwest Arkansas this year as a fourth-year coach after spending 2022 in Quad Cities and 2021 with Surprise. This followed a five-year stint in the Royals front office, serving as a Baseball Operations Coordinator from 2019-20, a Baseball Operations Assistant from 2017-18 and as an Intern in 2016. He also served as a Coach at Burlington in 2015. Prior to that, Kuntz played two seasons (2013-14) in the Royals organization. He was drafted by the Royals in the 28th round of the 2013 First-Year Player Draft after playing four years at the University of Kansas. While at

KU, he was a two-time team Gold Glove Award winner and set an NCAA record which still holds to this day in sacrifices per game (0.64) in 2013. He graduated from KU with a bachelor's degree in applied behavioral science. Kuntz and his wife, Andrea, reside in Lehi, Utah.



### C.J. MIKKELSEN

#### STRENGTH & CONDITIONING COACH

**C.J. Mikkelsen** begins his fourth season with the Royals and will serve as the Northwest Arkansas Strength & Conditioning Coach for the third consecutive season, after being slated to fill that same role at Idaho Falls in 2020. He graduated in December 2019 with a master's degree in sports physiology from Texas A&M University, where he also worked as a Sports Performance Graduate Intern. Mikkelsen earned his bachelor's degree in exercise and wellness from Arizona State University in 2016. He resides in Desert Hills, Ariz.



### DANIEL ACCOLA

#### ATHLETIC TRAINER

**Daniel Accola** enters his second season as the Athletic Trainer for the Naturals after spending the 2021 season at Quad Cities in a similar role. He was slated to serve in that role with Wilmington in 2020. He previously filled those roles with Lexington in 2019, Burlington from 2017-18 and with Surprise in 2016. Accola graduated from the University of Central Missouri in 2014 and previously held an athletic training internship with the Denver Broncos in 2013. He is supported by his wife Kayla and stepdaughter Gracie.



### DANNY HELMER

#### COORDINATOR OF CLUBHOUSE OPERATIONS

**Danny Helmer** will celebrate his 25th season in the Royals organization and third as the Naturals Coordinator of Clubhouse Operations. He previously worked for 13 years at Northwest Arkansas, managing both the home and visiting clubhouses. Before that, he spent nine years with the Wichita Wranglers, including four years as a Batboy, three as the Clubhouse Assistant and two overseeing both the home and road clubhouses.

Following the 2019 season, Helmer was named the organization's co-winner of the

**Matt Minker** Award, which was created to honor a minor league employee who most exemplifies the qualities Minker was known for, including a display of leadership and dedication to the Royals organization. He's also a three-time recipient of the Texas League Visiting Clubhouse Award (2008, 2014, 2018), and managed the Arizona Fall League clubhouse from 2012-14, 2017 and in 2022. Helmer worked with Team China in the 2023 World Baseball Classic as their Equipment Manager. Helmer grew up in Wichita and graduated from the University of Oklahoma with a bachelor's degree in multidisciplinary studies in 2008. He resides in Bentonville, Ark. with his wife, Morgan, and three children, including sons Maddox and Mason, and daughter Maier.



### BROOKS CONRAD

#### MANAGER

**Brooks Conrad** will manage the River Bandits for the second consecutive season after managing the Columbia Fireflies in their first season as a Royals affiliate in 2021. He led the club's Lexington affiliate to the South Atlantic League title in 2019. Following the 2019 season, he was honored with the **Dick Howser** Award, which is given annually to one player development employee for outstanding contributions to the organization. Conrad was slated to lead Lexington again in 2020 before the season was canceled. He joined the Royals organization as First Base Coach at Burlington in 2017, before serving as Manager there in 2018.

His coaching career follows a playing career in which he played parts of six seasons in the Majors with Oakland (2008), Atlanta (2009-11), Milwaukee (2012), Tampa Bay (2012) and San Diego (2014). He was selected in the 8th round of the 2001 Draft by Houston, where he played seven seasons in the minors before making his Major League debut with Oakland. The infielder also played a season (2013) in Japan for the Hanshin Tigers, and played for the Mets Triple-A affiliate in 2015. Conrad and his wife, Jessie, reside in Gilbert, Ariz., with children: Jax, Reese, Tate and Britt.



### DERRICK LEWIS

#### PITCHING COACH

**Derrick Lewis** is in his fourth season with the Royals organization and first as Pitching Coach at Quad Cities after spending the previous three seasons in the same role with Northwest Arkansas. He spent the previous 16 seasons in the Atlanta Braves organization, including the last two as the Pitching Coordinator. He played seven seasons in the Braves organization from 1997-2003, after being selected in the 20th round of the 1997 Draft. Lewis and his wife, Roslyn, reside in Charlotte, N.C., with their daughter, Skye, and son, Lake.



### RYAN POWERS

#### HITTING COACH

**Ryan Powers** is entering his third season with the Royals, and his first as the Hitting Coach for the River Bandits after spending the 2022 season as the Assistant Hitting Coach in Omaha and the 2021 season as the Video Intern for Quad Cities. Prior to joining the Royals, Powers spent two seasons with the Miami Marlins as a Player Development Analyst in 2019, and their Minor League Video Coordinator in 2018. He has also held Minor League Video Intern roles with the Texas Rangers (2017) and the Los Angeles Angels (2015). Ryan graduated from Wartburg College in Waverly, Iowa in 2014 with a degree in business administration with a concentration in sports management, and a leadership minor. Powers was a four-year starter at third base for the Knights and was a two-time All-Conference selection, two-time All-Region selection and was named to the ABCA/*Rawlings* All-America team in 2013. Ryan currently resides in Davenport, Iowa with his wife, Jackie, and puppy, Burreaux.



### CHRIS NELSON

#### BENCH COACH

**Chris Nelson** enters his sixth season in the Royals organization and first as the Bench Coach with Quad Cities after spending the 2022 season with Columbia as the Assistant Hitting Coach and the 2021 season in Surprise as the Head Hitting Coach. He was slated to be the Hitting Coach at Idaho Falls in 2020, after coaching at Northwest Arkansas and Omaha. Nelson resides in Lawrenceville, Ga. with his wife, Brittany, and two kids: Christopher (8) and Bella Rose (5).

## QUAD CITIES RIVER BANDITS (CONT.)



### JOE PEDULLA

#### STRENGTH & CONDITIONING COACH

**Joe Pedulla** will work his second season with the Royals and first as the Strength & Conditioning Coach with Quad Cities after serving in the same capacity in Columbia in 2022. Prior to joining the Royals, Pedulla earned a bachelor of science degree in kinesiology from Gordon College (Mass.) where he also competed as a starting pitcher for 4 years. Pedulla resides in New Jersey.



### BRAD GROLEAU

#### ATHLETIC TRAINER

**Brad Groleau** is entering his fifth year in the Royals organization and second as the Athletic Trainer for Quad Cities, where he was voted the Midwest League Athletic Trainer of the Year for the 2022 season. This past fall, Groleau was the Athletic Trainer for the champion Surprise Saguaros in the Arizona Fall League. Previously, he has worked in the same role for the Royals in Surprise (2021) and Burlington (2019-2020). He was a graduate Assistant Athletic Trainer with the University of Nebraska Omaha from 2017-2019 and an Intern for the Omaha Storm Chasers from 2017-2018. Groleau holds a master's degree in exercise science from the University of Nebraska Omaha and a bachelor's in athletic training from McKendree University (Ill.). He resides in Peru, Ill.

of Nebraska Omaha and a bachelor's in athletic training from McKendree University (Ill.). He resides in Peru, Ill.



### MATT RESAR

#### COORDINATOR OF CLUBHOUSE OPERATIONS

**Matt Resar** enters his third season as the Coordinator of Clubhouse Operations for the River Bandits, after spending the previous eight seasons as the Home Clubhouse Attendant for the Lexington Legends. Prior to joining the Royals organization, he worked for three years as the Director of Operations for the Florence Freedom.



Modern Woodmen Park, home of the Quad Cities River Bandits, sits on the banks of the Mississippi River in Davenport Iowa, in the shadow of the Centennial Bridge. The ballpark first opened in 1931. Photo Credit: Quad Cities River Bandits



**TONY PEÑA JR.**

**MANAGER**

**Tony Peña Jr.**, whose father managed the Royals from 2002-05, will serve as Columbia's Manager for the second consecutive season after he spent the 2021 season as a Coach on the Major League staff. Peña Jr. was slated to begin the 2020 season as Omaha's Bench Coach before assuming the managerial duties at Burlington once their season began. He managed at Surprise from 2018-19 following an 18-year playing career, including four seasons in the Majors with Atlanta (2006) and Kansas City (2007-09). He last played affiliated ball with the White Sox Triple-A affiliate in 2013, but has also played in the Mexican League (2014-17) and Dominican Winter League (2011-17). Peña Jr. has four children: Tony (16), Sophia (11), Kimberly (9) and Valentina (8).

Winter League (2011-17).



**JOHN HABYAN**

**PITCHING COACH**

**John Habyan** enters his fourth season with the Royals, and his 2nd as the Pitching Coach for Columbia after holding the same position in Surprise in 2020 and 2021. Before that, he was the Pitching Coach at Hofstra University from 2015-18. Habyan was a 3rd round pick by Baltimore in 1982, and pitched in the Majors for 11 seasons with Baltimore (1985-88), the New York Yankees (1990-93), Kansas City (1993), St. Louis (1994-95), California (1995) and Colorado (1996). Following his days as a player, he led the baseball program at St. John the Baptist Diocesan High School (N.Y.) from 1998-2015. Habyan lives in Bluffton, S.C. with his wife, Bonnie, and daughter, Holly.



**ARI ADUT**

**HITTING COACH**

**Ari (Ariel) Adut** joins the Royals as the Hitting Coach in Columbia after spending the last two seasons as a member of the Philadelphia Phillies organization as the FCL Hitting Coach (2021) and most recently with High-A Jersey Shore BlueClaws (2022). He began his coaching career in 2015 as the Assistant Coach at Los Angeles Valley College under **Dave Mallas**, where he coached from 2015-2019. While there, in 2019 he was hired by the New York Yankees to be a Hitting Coach in the Dominican Summer League affiliate, after he received interview opportunities from different organizations via Twitter.

Ari was cut from his high school baseball team his senior year then proceeded to attend Los Angeles Valley College where he became a two-year all conference starter under Dave Mallas. He caught the eye of scouts from D-II East Central university (Okla.) where he was offered an athletic scholarship and played two seasons (2013-15) under Dino Rosato, where he graduated with a bachelor of science in kinesiology. While coaching at Los Angeles Valley College, Ari completed his master of arts kinesiology. Following East Central University (Okla.) he played two seasons of Independent League ball in Garden City (Kan.) of the Pecos League in 2015 and Alpine (Texas) of the Pecos League in 2015-16. Ari lives in Orlando, Fla. currently with his wife Denver & daughter Lyla.



**MATT SCHMIDT**

**BENCH COACH**

**Matt Schmidt** joins the Columbia staff as the Bench Coach after making his coaching debut in 2022 with the Royals as Surprise's Assistant Coach. Schmidt spent the 2021 season with Columbia, playing in 49 games as a first baseman. Schmidt is from Parker, Colo. and graduated from the University of Michigan before being signed as an undrafted free agent by the Royals in 2020.

## COLUMBIA FIREFLIES (CONT.)



### TED ELSNER

#### STRENGTH & CONDITIONING COACH

**Ted Elsner** will work his second season with the Royals, his first as the Strength & Conditioning Coach with Columbia. Last season, he served as Surprise's Strength & Conditioning Coach in his professional coaching debut. Prior to joining the Royals, Elsner appeared in parts of three seasons on the baseball team at Concordia University-St. Paul, where he also served as the Strength & Conditioning Intern. Elsner lives in Connecticut with his fiancée.



### NEVAN DOMINGUEZ

#### ATHLETIC TRAINER

**Nevan Dominguez** is in his second year as Columbia's Athletic Trainer, after serving in that role for the Surprise Royals (2020-21) and the Royals Dominican Academy (2018-19). He was the Major League Athletic Training Intern for the Royals in 2017 and previously worked professional extreme sports events with the Red Bull Rampage and Red Bull Crashed Ice. He is a 2016 graduate of the University of New Mexico in Albuquerque. He is a Certified Athletic Trainer through the BOC and a Certified Strength and Conditioning Specialist through the NSCA. He resides in Albuquerque, N.M. during the offseason.



### CHRISTIAN ANDREAS

#### COORDINATOR OF CLUBHOUSE OPERATIONS

**Christian Andreas** is returning for his third season as Columbia's Coordinator of Clubhouse Operations. Prior to joining the Royals organization, he was slated to be the Visiting Clubhouse Manager for the Carolina Mudcats in 2020, but did not report due to the COVID-19 pandemic. He spent the 2019 season as the Director of Clubhouse Operations for the Rocky Mountain Vibes, following a seven-year stint with the Colorado Springs Sky Sox as their Assistant Clubhouse Manager and bat boy. Andreas graduated with a bachelor's degree in sport management from Southern New Hampshire University in February 2021 and resides in Columbia, S.C.

### 2022 ORGANIZATION BATTING LEADERS

#### Batting Average

Player	Team(s)	AVG
1. Tyler Gentry	QC/NWA	.326
2. Michael Massey	NWA/OMA	.312
T3. Johnny Perdomo	DSL KCG	.306
T3. Lizandro Rodríguez	ROK/COL	.306
T5. Logan Porter	NWA/OMA	.301
T5. Dairon Blanco	OMA	.301

min. 3.1 PA/team game

#### Home Runs

Player	Team(s)	HR
1. Brewer Hicklen	OMA	28
2. Tyler Gentry	QC/NWA	21
T3. Robbie Glendinning	NWA	19
T3. Luca Tresh	QC/NWA	19
T5. Juan Carlos Negret	QC	18
T5. Vinnie Pasquantino	OMA	18

#### Runs Batted In

Player	Team(s)	RBI
1. Tyler Gentry	QC/NWA	86
2. Brewer Hicklen	OMA	85
3. John Rave	NWA/OMA	79
4. Michael Massey	NWA/OMA	77
5. Robbie Glendinning	NWA	76

#### Stolen Bases

Player	Team(s)	SB
1. Tyler Tolbert	QC	60
2. Dairon Blanco	OMA	45
3. Diego Hernandez	QC/NWA	40
4. Maikel García	NWA/OMA	39
5. Jean Ramírez	COL	37

#### Earned Run Average

Player	Team(s)	ERA
1. Emmanuel Reyes	DSL KCG/KCS	0.91
2. Mauricio Veliz	ACL Royals	2.36
3. Drew Parrish	NWA/OMA	4.13
T4. Austin Cox	OMA	4.21
T4. Luinder Avila	COL	4.21

min 0.5 IP/team game

#### Wins

Player	Team(s)	W
1. Emilio Márquez	QC/NWA/OMA	11
T2. Adrian Alcantara	QC/NWA	8
T2. Victor Peña	DSL KCG	8
4. 5 tied		7

#### Saves

Player	Team(s)	SV
1. Kasey Kalich	QC/NWA/OMA	10
2. Luis Barroso	COL	9
T3. Andrés Núñez	OMA	7
T3. Brad Peacock	OMA	7
T3. Arodys Vizcaíno	OMA	7

#### Strikeouts

Player	Team(s)	SO
1. Alec Marsh	NWA/OMA	156
2. Adrian Alcantara	QC/NWA	130
3. Anthony Veneziano	NWA	129
4. Rylan Kaufman	COL/QC	126
5. Marcelo Martínez	NWA/OMA	115



**JESUS AZUAJE**

**MANAGER**

**Jesus Azuaje** will serve as the Manager of the Arizona Complex League Royals after working as the Hitting Coach for Columbia for the past two seasons. He was also Hitting Coach with Lexington the from 2017-20. He also worked as the Hitting Coach at Burlington from 2015-16. Azuaje served as Latin America Field Coordinator for the Dodgers in 2014 and held the same role with Seattle in 2012. He coached for six years with the Mariners, including two seasons as Manager of the Arizona Mariners and the 2009 season as Hitting Coach at Class-A Clinton. He played for Cardenales de Lara in the Venezuelan Winter League for 13 seasons and has coached the team for nine seasons. Azuaje was an Appalachian League All-Star in 1993 with Cleveland and a Double-A All-Star in 1999 with the Brewers. He resides in Litchfield Park, Ariz., with wife, Glenis. They have two sons, Jesus Alberto and Samuel Alexander.



**JULIO PIMENTEL**

**CO-PITCHING COACH**

**Julio Pimentel** enters his sixth year in the Royals organization and fifth as the Pitching Coach in Surprise. In 2018, he was the Pitching Coach for the Dominican Royals. Prior to joining the Royals coaching staff, Pimentel played eight seasons in the minor leagues, including 2007 on the Royals 40-man roster, and participated in the Futures Game in 2008. He was signed as a non-drafted free agent by the Los Angeles Dodgers in 2003 out of La Romana, Dominican Republic. He makes his offseason home in Surprise, Ariz. with his wife, Shainna, and their three children: D'Angelo, Dominic and Dayanna.



**JESÚS DELGADO**

**CO-PITCHING COACH**

**Jesús Delgado** joins the club as a Co-Pitching Coach after spending the last seven seasons with the Texas Rangers organization. He played 11 years in the minors with the Boston Red Sox, Florida Marlins, Seattle Mariners and Cincinnati Reds. Delgado made his Major League debut with the Florida Marlins in 2008. He participated in the Futures Game in 2008. After 11 years in the organized baseball, he spent four seasons in the Mexican and Italian baseball leagues. Delgado resides in Surprise, Ariz. with his wife, Eneiry, and his two children, Eimy and Anthony.



**MARK DAVIS**

**CO-PITCHING COACH**

**Mark Davis** enters his 18th year in the organization and eighth straight with Surprise, where he previously coached from 2006-10 and 2012-13. Davis was the Pitching Coach at Idaho Falls in 2014 and was the Minor League Pitching Coordinator in 2011. He coached from 1999-2005 in the Arizona Diamondbacks organization, including the final year-and-a-half as the Pitching Coach on the Major League staff.

Davis pitched for 15 seasons in the Majors, including two and a half years with the Royals from 1990-92. He recorded 44 saves in 1989 for the San Diego Padres en route to being named the National League **Cy Young** Award winner. The 2009 **Dick Howser** Award winner resides in Scottsdale, Ariz., with his wife, Candy. They have two married daughters, Taylor Steege (Trevor) and Madison Lytle (she and her husband Casey are grads of the University of Kansas). They also have two married sons, Logan (who is married to Kendra), a former infielder who played in the Royals minor league system from 2013-15, and CJ (who is married to Brett), a former collegiate basketball player. They have seven grandchildren: Brantley, Brooklyn, Houston, Callaway, Scarlett, Kennedy and Landon.



**RAMÓN CASTRO**

**HITTING COACH**

**Ramón Castro** is entering his sixth season with the organization and fifth as the Surprise Hitting Coach, after serving in the same role from 2018-19. He was scheduled to be Burlington's Hitting Coach in 2020. Castro was an infielder during his playing days, spending 18 years in the minors with Atlanta, Oakland, Washington and San Francisco (1997-2014), making his Major League debut with the A's in 2004. He graduated from Universidad Católica Andrés Bello in Venezuela. Castro resides in Barquisimeto, Venezuela during the offseason with his wife, Maribel, and children, Alexander and Alejandro.



## ACL ROYALS (CONT.)



### ANDRE DAVID

#### BENCH COACH

**Andre David** begins his 26th season in the Royals organization as the Bench Coach in Surprise for the second straight year, after serving as the Hitting Coach in 2018, 2020 and 2021, and from 2010-12. He served as the organization's Roving Hitting Coach in 2019 and has been a Hitting Coach in recent seasons at Burlington (2017) and Idaho Falls (2015-16). David was the Royals Major League Hitting Coach from May 30, 2005 to May 1, 2006 and the Assistant Hitting Coach from October 24, 2012 to May 30, 2013. He also served as the Minor League Hitting Coordinator from 2001-05 and 2007-09. He joined the organization as a Manager with the Gulf Coast Royals from 1998-2000. David, an 8th-round pick by Minnesota in 1980, played 10 seasons in the minor leagues and spent parts of 1984 and 1986 in the Majors with the Twins. He resides in Surprise, Ariz., with his wife, Lisa, and their daughters, Brittany and Tanner.



### ALEJANDRO GOMEZ

#### ASSISTANT HITTING COACH

**Alejandro Gomez** joins the Royals as an Assistant Hitting Coach after spending the last year with California State University Northridge as a Director of Player Development. He has worked several internships throughout Major League Baseball, including in 2021 with San Diego (Sports Science), 2019 with Tampa Bay (MiLB and International Operations) and 2018 with the White Sox (Player Development). He served as the Bullpen Catcher for the National League in the 2016 MLB All-Star Game and for Team Venezuela in the 2017 World Baseball Classic. He began his collegiate career at California Lutheran University but transferred to Glendale Community College (Calif.) after his freshman year. Gomez holds a B.A. in English from USD ('17) and recently completed an M.A. in English Studies from Arizona State University ('22). Gomez resides in San Fernando, Calif.



### MIGUEL BERNARD

#### ASSISTANT COACH

**Miguel Bernard** will remain with Surprise's staff as an Assistant Coach after spending the 2021 season as the Catching Coach for the Dominican Royals, a role he served in 2019. He was scheduled to manage the Surprise Royals in 2020. This will be his 11th season in the Royals organization, including eight with the Royals Dominican Academy, three as the Manager from 2016-18 and three as a Coach from 2013-15. Bernard joined the Royals after six years in the Toronto organization, where he served as a Scout and as Manager for the Blue Jays Dominican squad (2010-12). Rene Francisco, Kansas City's Sr. Vice President/Assistant General Manager of Major League and International Operations, was one of two Braves scouts who first signed Bernard in 1997. The catcher played in the Atlanta organization through 2005, reaching Triple-A. Bernard resides in San Pedro de Macoris, Dominican Republic.



### KAZUMA FUKUZUMI

#### ATHLETIC TRAINER

**Kazuma Fukuzumi** is in his second season as the Athletic Trainer in Surprise, after spending two seasons with the Dominican Summer League Royals, including the 2019 season as Assistant Athletic Trainer for the DSL Royals. He began with the organization as a Minor League Athletic Trainer Intern for the Northwest Arkansas Naturals in 2018. Fukuzumi earned his Bachelor's of Science in athletic training from State University of New York at Cortland. He has previous experience as a massage therapist in his native Japan. Kazuma was born in Osaka, Japan.



### JEREMY GOLDKLANG

#### ATHLETIC TRAINER

**Jeremy Goldklang** enters his second season with the Royals as the ACL Athletic Trainer, after serving the same role in 2022. Prior to joining the Royals, he worked three seasons as a Minor League Athletic Trainer with the Boston Red Sox. Goldklang earned a bachelor's degree in Athletic Training from East Stroudsburg University in 2018 and a master's degree in Applied Physiology and Kinesiology from the University of Florida in 2021. Goldklang resides in Wood-Ridge, N.J. during the offseason.



### TODD JANSEN

#### COORDINATOR OF CLUBHOUSE OPERATIONS

**Todd Jansen** enters his fifth season in clubhouse operations in Arizona, after serving as the Home Clubhouse Attendant in Omaha from 2010-18 and as the Visiting Clubhouse Attendant in Omaha from 2003-09. Following the 2019 season, Jansen was named the organization's co-winner of the Matt Minker Award, which was created to honor a minor league employee who most exemplifies the qualities Minker was known for, including a display of leadership and dedication to the Royals organization. Jansen graduated from the University of Nebraska Omaha with a degree in marketing. He resides in Surprise, Ariz.



## DOMINICAN ACADEMY

The Royals state-of-the-art complex in the Dominican Republic was originally established in 1986, and received a new look in 2012 with the construction of a sports complex in Guerra, 30 minutes east of Santo Domingo, to house the franchise's Dominican Republic Academy. The two-level complex houses 72 players who will participate in the Dominican Summer League each season. On-site dormitories, a full kitchen, a classroom, computer lab, conference and recreation rooms, dining facilities and management offices help develop the players off the field, while two-and-a-half baseball fields meeting Major League Baseball specifications prepare the players to advance within the organization. The complex is also equipped with sheltered batting cages, weight training and laundry rooms, a clubhouse and expanded bullpens.



Housing and office facilities at Royals Dominican complex.



David Glass Family Field at the Royals Dominican complex near Santo Domingo.



### VICTOR BAEZ

#### DOMINICAN ACADEMY FIELD COORDINATOR

**Victor Baez** is in his 16th season in the Royals organization as the Dominican Academy Field Coordinator in 2023. He worked as a Field Coordinator for the Los Angeles Dodgers Dominican complex from 2004-06. Prior to that, Baez served as a Pitching Coach for the Dodgers Dominican League team from 2000-03. He also served the Dodgers as a player, Scout and Pitching Coach at the rookie level. Baez was born in Santiago, Dominican Republic, but now resides in Santo Domingo, Dominican Republic.



### FABIO HERRERA

#### MANAGER OF INTERNATIONAL OPERATIONS

**Fabio Herrera** enters his sixth season as Manager of International Operations in 2023, after serving as an Assistant to International Operations for the previous three years. He worked as an International Scout for the Major League Scouting Bureau from 2012-14. Prior to that, Herrera worked as a Baseball Operations Assistant for Major League Baseball in their Dominican Republic's headquarters from 2009-12. He earned a degree in industrial engineering from the Pontificia Universidad Catolica Madre y Maestra in Santo Domingo in 2009 and a master's degree in management and productivity from APEC University in Santo Domingo in 2013. Herrera resides in

his native Santo Domingo, Dominican Republic, with his wife, Anna, and their son, Fabio Javier.



### MASSIEL RODRIGUEZ

#### ASSISTANT TO DOMINICAN OPERATIONS

**Massiel Rodriguez** enters her sixth season as the Royals Assistant to Dominican Operations, after joining the club in early 2018. She previously worked as the Investigations Administrative Coordinator for the Major League Baseball office in Santo Domingo from 2011 to 2018. Prior to that, she served as a Human Resources Analyst for a local call center services provider company from 2008-2011. Massiel has a bachelor's in business administration from Pontificia Universidad Catolica Madre y Maestra in Santo Domingo. She also obtained an MBA in management skills from the same university in 2018. She currently resides in her native Santo Domingo,

Dominican Republic with her husband, Federico.

## DOMINICAN ACADEMY (CONT.)



### SUSANA RICHARDSON

#### DOMINICAN ACADEMY ADMINISTRATIVE ASSISTANT

**Susana Richardson** is entering her sixth season in the Royals organization as Administrative Assistant to the Dominican Academy after joining the organization in mid-2018. Richardson previously worked as a Purchasing Coordinator in the furniture/interior design industry. She obtained a bachelor's degree in business administration from Universidad Catolica Santo Domingo. She has a certification in Immigration Processes. Susana resides in her native Santo Domingo, Dominican Republic.



### OBNERYS DOMÍNGUEZ

#### LEAD EDUCATOR

**Obnerys Domínguez** is in her second year with the Royals as Dominican Lead Educator. She works with the players in their ESL program, oversees high school programs with CENAPEC, MLB workshops and technical courses with INFOTEP. She is an assigned teacher for the Estudios Generales School at the Universidad Iberoamericana UNIBE, where she has been working at UNIBE since 2014. She holds a bachelor's degree in Educational Psychology (2011) from the Universidad Autónoma de Santo Domingo, UASD and a master's degree in Educational Management (2020) from the Universidad Iberoamericana UNIBE. She has been working as an English teacher for 18 years. She currently resides in her native Santo Domingo, Dominican Republic with her son, Marco.



### RANDY FERNANDEZ

#### ASSISTANT TO DOMINICAN OPERATIONS

**Randy Fernandez** is entering his second season as Assistant to Dominican Operations with the Royals. From 2018-2021, he participated as an intern at the Dominican Royals Academy. Prior to joining the Royals, Fernandez graduated from Mid-America Nazarene University in Olathe, Kansas, with a bachelor's degree in Sport Management with an emphasis in Sport Dynamics, and a minor in coaching on a baseball scholarship as an international student. He was named all-conference three times at MNU. Fernandez resides in Santo Domingo, Dominican Republic with his father Isidro, and his mother Ana.



**EDDY ABAD**  
VIDEO  
COORDINATOR



**HUGO AGUERO**  
VIDEO  
ASSISTANT



**DAVID ARCHER**  
TRAINER



**MARTIN BERROA**  
TRAINER



**ALESSANDRO BERTOZZO**  
TRAINER



**MANUEL PLAZA**  
TRAINER



**MARCOS SIERRA**  
STRENGTH &  
CONDITIONING



**QUILVIO VERAS JR.**  
VIDEO  
ASSISTANT



**IVAN TIO**  
TECH & VIDEO  
COORDINATOR

#### NOT PICTURED

**José Rosario**, Trainer; **Lewis Rosario**, Strength & Conditioning Assistant



**RAMÓN MARTÍNEZ**

**MANAGER**

**Ramón Martínez** begins his 20th season with the Royals, 17th with the Dominican Royals coaching staff and seventh as Manager (also 2013, 2018-22), which included 2019 when they won the DSL championship. He previously served as the Infield Coach from 2007-12 and 2014-17. Martínez has also served as a Part-Time Scout in the Dominican Republic, from 2004-06. Martínez played nine seasons in the minor leagues with the Pirates and Marlins organizations, and was on the Marlins Major League roster from 1993-1995. His brother, José, pitched for several years, including four appearances for the San Diego Padres in 1994. Martínez resides in Villa

Gonzalez, Dominican Republic.



**SERGIO DE LUNA**

**MANAGER**

**Sergio De Luna** enters his 15th year with the Royals Dominican Summer League team and fourth as Manager. He joined the Royals after playing one year for the Boston Red Sox as an infielder in Rookie ball. De Luna resides in El Toro, Guerra, Dominican Republic.



**JOSÉ VERAS**

**PITCHING COACH**

**José Veras** enters his fourth season as Pitching Coach for the Dominican Royals in 2023, after spending the 2019 season as Video Intern and Assistant to Player Development. Veras was signed as an international free agent by the Royals in 2011. He played for five seasons in the Royals minor league system as a right-handed pitcher. José resides in his native town of Moca, Dominican Republic with his wife, Johanna.



**CHRISTOPHER MARTE**

**PITCHING COACH**

**Christopher Marte** joins the Royals as a first-year Pitching Coach with the Dominican Summer League Royals following a four-year playing career that began with the Royals in 2016. He last played for the Orioles in their Dominican and Gulf Coast League affiliates. He posted a 3.86 ERA (82 ER in 191.0 IP) in his professional career.



**WILSON BETEMIT SR.**

**HITTING COACH**

**Wilson Betemit Sr.** enters his sixth season as the Royals Hitting Coach at the Dominican Academy. He played 11 seasons as a third baseman, shortstop and first baseman in the Major Leagues (2001, 2004-13) with seven different teams, including the 2010-11 seasons with the Royals. Wilson was signed by the Atlanta Braves as a non-drafted free agent in 1996 out of the Dominican Republic, and made his Major League debut with the Braves in 2001. Wilson resides in Santo Domingo, Dominican Republic with his wife, Maria, and their two sons, William and Wilson Jr., who signed with the Royals as an international free agent in January 2021.

## DOMINICAN ROYALS (CONT.)



### FERNANDO MARTÍNEZ

#### HITTING COACH

**Fernando Martínez** is in his fourth year with the Royals organization and second as the co-Hitting Coach after spending two seasons as the Outfield Coach with the Dominican Royals. He was slated to be an Assistant Coach in 2020. He played for five seasons as an outfielder in the Major Leagues (2009-2013) with the Mets and Astros. Martínez was signed as an international free agent out of his native Dominican Republic in 2005 by the New York Mets and made his Major League debut with them in 2009. He was also a member of the Spain National Team participating in the WBC Qualifier in 2013. Martínez was the MVP of the 2010 Caribbean World Series played in Margarita, Venezuela. His playing experience also includes stints in the minors with the Yankees, as well as two years in Mexico and a playing tour in Japan as a member of Team Europe. Fernando resides in Santo Domingo, Dominican Republic and has four children: Merianne, Gael, Greyson and Miranda.



### ONIL JOSEPH

#### BENCH COACH

Onil Joseph enters his 15th season with the Dominican Royals and his second as a Bench Coach. He spent two years as the Outfield Coach (2020-21), after serving as Manager in 2019. He previously served as the Hitting Coach (2016-18) and Outfield Coach (2009-15). He played eight seasons in the minor leagues, including the 2007 season in the Royals' organization. The right-handed hitter originally signed as a non-drafted free agent with the Braves in 2000. Joseph stole 146 bases over his career. He and his wife, Noemi, reside in San Pedro de Macorís, Dominican Republic.



### QUILVIO VERAS SR.

#### BENCH COACH

**Quilvio Veras Sr.** is in his second season as a Bench Coach for the Dominican Royals, after a four-year stint as the Bunting and Baserunning Coach. He served from 2008-11 as the Royals Minor League Bunting and Baserunning Coordinator. Veras Sr. played seven seasons in the Majors from 1995-2001 with the Marlins (1995-96), Padres (1997-99) and Braves (2000-01), and led the National League with 56 stolen bases as a rookie in 1995. He originally signed with the New York Mets as an undrafted free agent in 1989. He resides in Santo Domingo, Dominican Republic with his wife, Odalis, and three children: Quilvio Alberto, Mariene and Kamil.



### JESUS ATENCIO

#### BENCH COACH

**Jesus Atencio** is in his fourth year as an Assistant Coach for the Dominican Royals. He played in the Royals organization from 2013-19, mostly as a catcher. Atencio resides in his native Barquisimeto, Venezuela and has a daughter, Grecia Valentina.



### JOEL RIVERA

#### ASSISTANT HITTING COACH

**Joel Rivera** is entering his third season with the Royals. It will be his first season as the Assistant Hitting Coach and second as Assistant to Player Development, after spending 2022 as the Assistant to Player Development. He started as an intern in August 2020 at the Urban Youth Academy in Kansas City, and then interned at the Royals Dominican Academy in January 2021, before beginning with a full-time role as Assistant to Dominican Operations in June of that same year. Prior to joining the Royals, Rivera graduated from Voorhees University, an HBCU in South Carolina, with a bachelor's degree in Sports Management in 2020. He attended Voorhees on a baseball scholarship and was a four-year letter winner on the baseball team. Moreover, was the first Latino in the history of Voorhees to become valedictorian. In the offseason, Rivera resides in his native Caguas, Puerto Rico with his parents, Jose, and Joann, and has two older brothers, Emmanuel, and Francisco.

# MINOR LEAGUE PLAYER BIOS

## ACOSTA, ANGEL

C

L/R | 5-9/160

BORN 3/2/03 in San Felix, Venezuela

OPENING DAY AGE 20

RESIDES San Felix, Venezuela

ACQUIRED Signed as IFA, 1/25/23

SIGNING SCOUTS J. Gonzalez/R. Castro

YEAR TEAM	G	AB	R	H	2B	3B	HR	RBI	HBP	BB	SO	SB	CS	AVG	OBP	SLG	OPS	E	
2023	2023 will be his first year in professional ball																		

## ADVINCOLA, YEUDI

IF

R/R | 6-1/170

BORN 10/9/01 in San Cristóbal, D.R.

OPENING DAY AGE 21

RESIDES San Cristóbal, D.R.

ACQUIRED Signed as IFA, 7/5/19

SIGNING SCOUT Edis Perez

**CAREER NOTES: 2021:** Played in 38 games in his first professional season and was selected as the DSL Royals White Player of the Year after batting .313/.365/.385 (30-for-96) with 7 doubles, 14 RBI, 18 runs scored and 8 stolen bases in 32 games with the Royals White...he also appeared in 6 games for the DSL Royals Blue.

YEAR TEAM	G	AB	R	H	2B	3B	HR	RBI	HBP	BB	SO	SB	CS	AVG	OBP	SLG	OPS	E	
2020	Did not play (no minor league season)																		
2021	DSL Royals White	32	96	18	30	7	0	0	14	2	6	26	8	1	.313	.365	.385	.751	9
	DSL Royals Blue	6	17	1	2	0	0	0	2	0	4	1	0	.118	.286	.118	.403	3	
2022	Columbia (A)	15	44	6	8	1	2	0	2	2	3	18	4	3	.182	.265	.296	.561	2
	ACL Royals (R)	23	77	12	30	4	1	0	14	0	5	14	9	1	.390	.427	.468	.894	6
MINOR LEAGUE TOTALS		76	234	37	70	12	3	0	32	4	18	62	22	5	.299	.359	.376	.736	20

## ALCANTARA, ADRIAN

RHP

R/R | 6-1/178

BORN 8/29/99 in Santo Domingo, D.R.

OPENING DAY AGE 23

RESIDES Santo Domingo, D.R.

ACQUIRED Signed as IFA, 3/6/17

SIGNING SCOUT Edis Perez

**CAREER NOTES: 2017:** Tied for the team lead with 3 saves, including a 3.1-scoreless-inning save on Aug. 5 at DSL Astros Blue, in which he struck out a career-high 7 of 12 batters faced, allowing just 1 hit and 1 walk...**2019:** Named Burlington Pitcher of the Year after recording a 2.47 ERA with a .152 opponents' average in 12 appearances (10 starts) with the B-Royals...in his first season stateside, Alcantara was one of four Burlington pitchers to be named to the Appalachian League postseason All-Star team, and was also named a *Baseball America* Rookie All-Star...**2021:** Appeared in 24 games (20 starts) for Columbia, leading the team with 98 strikeouts over a club-best 96.1 innings pitched...his 5 wins were one-off the team leaders...**2022:** Ranked 2nd among all Royals minor league pitchers with 130 strikeouts in 2022, shattering his previous career high of 98 that was set in 2021...Alcantara also finished tied for 2nd in wins among Royals minor leaguers with 8.

YEAR TEAM	W-L	ERA	G	GS	SV	IP	H	R	ER	HR	HB	BB	SO	BB/9	SO/9	AVG	
2017	Dominican Royals	3-2	2.38	13	0	3	34.0	24	12	9	1	3	14	33	3.7	8.7	.198
2018	Surprise (R)	1-1	6.04	12	7	0	44.2	49	32	30	4	4	30	33	6.0	6.6	.290
2019	Burlington (R)	2-4	2.47	12	10	0	51.0	27	17	14	2	4	17	57	3.0	10.1	.152
	Idaho Falls (R)	1-0	3.60	1	1	0	5.0	3	2	2	0	0	2	4	3.6	7.2	.188
2020	Did not play (no minor league season)																
2021	Columbia (A)	5-9	5.33	24	20	0	96.1	102	67	57	18	13	30	98	2.8	9.2	.266
2022	NW Arkansas (AA)	1-0	10.13	2	2	0	8.0	10	9	9	2	0	4	7	4.5	7.9	.323
	Quad Cities (A+)	7-5	4.57	22	16	0	108.1	105	62	55	19	3	36	123	3.0	10.2	.254
MINOR LEAGUE TOTALS		20-21	4.56	86	56	3	347.1	320	201	176	46	27	133	355	3.4	9.2	.244

## ALDRICH, JACK (JOHN)

LHP

L/L | 5-11/204

BORN 6/12/99 in Oak Park, Calif.

OPENING DAY AGE 23

RESIDES Oak Park, Calif.

ACQUIRED 20th Round, 2021 Draft

SIGNING SCOUT Cody Clark

**CAREER NOTES: 2017:** Graduated from Oaks Christian High School (Calif.), where he was a *Rawlings-Perfect Game* honorable mention All-American as a senior...**2019:** Spent one season at Santa Barbara City College, after transferring from Santa Clara University, where he pitched in 2018...**2021:** Led Tulane starters with a 3.70 ERA (34 ER in 82.2 IP) and recorded 96 strikeouts (10.5 K/9) to just 23 walks (2.5 BB/9)...appeared in 9 games split between both ACL Royals clubs, posting a combined 3.60 ERA (6 ER in 15.0 IP) with 14 strikeouts.

YEAR TEAM	W-L	ERA	G	GS	SV	IP	H	R	ER	HR	HB	BB	SO	BB/9	SO/9	AVG	
2021	ACL Royals Blue (R)	0-0	0.00	1	0	0	1.0	0	0	0	0	1	2	9.0	18.0	.000	
	ACL Royals Gold (R)	2-3	3.86	8	3	0	14.0	15	9	6	1	0	1	12	0.6	7.7	.263
2022	Columbia (A)	4-0	3.95	23	0	3	43.1	44	21	19	4	2	14	4.2	2.9	8.7	.257
	Quad Cities (A+)	0-2	4.85	5	0	0	13.0	14	7	7	1	0	4	6	2.8	4.2	.292
MINOR LEAGUE TOTALS		6-5	4.04	37	3	3	71.1	73	37	32	6	2	20	6.2	2.5	7.8	.262

## MINOR LEAGUE PLAYER BIOS (CONT.)

### ALEXANDER, CJ

**IF**

L/R | 6-5/215

**BORN** 7/17/96 in Merryville, Ind.

**OPENING DAY AGE** 26

**RESIDES** Fort Wayne, Ind.

**ACQUIRED** Trade w/ Braves, 7/11/22

**SIGNING SCOUT** Justin Clark (ATL)

**CAREER NOTES: 2016-18:** Attended Ball State University (Ind.) for two years before transferring to the State College of Florida in 2018, where he batted .405 with 15 homers as a junior before being selected in the MLB Draft by the Braves in the 20th round...**2022:** Played in 68 games with Double-A Mississippi in the Braves organization before being acquired by the Royals on July 11...reported to Northwest Arkansas, where he slashed .272/.313/.495 (50-for-184, .808 OPS) in 46 games for the Naturals...his father, Chuck, was drafted by the Guardians in the 15th round of the 1988 Draft, and he spent four years in their minor league system as a left-handed relief pitcher.

YEAR	TEAM	G	AB	R	H	2B	3B	HR	RBI	HBP	BB	SO	SB	CS	AVG	OBP	SLG	OPS	E																				
2018	Danville (R)	22	82	10	29	3	4	0	12	1	13	21	1	1	.354	.439	.488	.927	6																				
	GCL Braves (R)	9	34	6	14	0	2	1	8	0	6	4	0	0	.412	.500	.618	1.118	2																				
	Florida (A+)	21	80	5	26	5	1	1	7	0	8	17	3	1	.325	.386	.450	.836	2																				
2019	Florida (A+)	19	60	4	8	1	0	0	1	0	14	18	3	1	.133	.297	.150	.447	7																				
	Mississippi (AA)	24	68	6	7	1	0	2	7	0	8	25	0	0	.103	.195	.206	.401	4																				
2020																				Did not play (no minor league season)																			
2021	Mississippi (AA)	87	304	32	60	17	4	10	31	1	24	105	14	1	.197	.258	.378	.636	10																				
2022	NW Arkansas (AA)	46	184	31	50	7	2	10	44	1	12	48	6	2	.272	.313	.495	.808	2																				
	Mississippi (AA)	68	271	41	70	11	0	15	43	1	14	63	13	2	.258	.294	.465	.759	11																				
MINOR LEAGUE TOTALS		296	1083	135	264	45	13	39	153	4	99	301	40	8	.244	.307	.417	.724	44																				

### ALEXANDER, JACK

**C**

R/R | 6-0/200

**BORN** 5/30/00 in Tampa, Fla.

**OPENING DAY AGE** 22

**RESIDES** Leawood, Kan.

**ACQUIRED** Signed as MiLB FA, 7/19/22

**SIGNING SCOUT** Will Howard

**CAREER NOTES: 2018:** Graduated from Mount Paran High School (Ga.)...**2019-20:** Attended Notre Dame University (Ind.) for two years, appearing in 39 games...**2021-22:** Transferred to Austin Peay State University (Tenn.), where he made 50 starts at catcher as a junior in 2021...went undrafted following his senior season, but signed with Kansas City as a minor league free agent on July 19 and reported to the ACL Royals for 3 games before being promoted to High-A Quad Cities, where he played in 17 games and hit 2 home runs for the River Bandits.

YEAR	TEAM	G	AB	R	H	2B	3B	HR	RBI	HBP	BB	SO	SB	CS	AVG	OBP	SLG	OPS	E
2022	ACL Royals (R)	3	8	1	2	0	0	1	3	1	1	4	0	0	.250	.400	.625	1.025	0
	Quad Cities (A+)	17	64	9	14	3	0	2	8	0	4	21	0	0	.219	.265	.359	.624	2
MINOR LEAGUE TOTALS		20	72	10	16	3	0	3	11	1	5	25	0	0	.222	.282	.389	.671	4

### ALLENDI, GIULIANNI

**OF**

L/L | 6-2/165

**BORN** 9/4/03 in San Juan, P.R.

**OPENING DAY AGE** 19

**RESIDES** Carolina, P.R.

**ACQUIRED** Signed as IFA, 7/24/22

**SIGNING SCOUT** Johnny Ramos

**CAREER NOTES: 2022:** Played in 14 games for the Gigantes de Carolina in the Puerto Rican Winter League.

YEAR	TEAM	G	AB	R	H	2B	3B	HR	RBI	HBP	BB	SO	SB	CS	AVG	OBP	SLG	OPS	E
2022	ACL Royals (R)	2	7	0	1	0	0	0	0	0	0	1	1	0	.143	.143	.143	.286	0

### AMEZQUITA, MOISES

**LHP**

L/L | 5-10/160

**BORN** 7/27/04 in Puerto Ordaz, Venezuela

**OPENING DAY AGE** 18

**RESIDES** Puerto Ordaz, Venezuela

**ACQUIRED** Signed as IFA, 1/25/23

**SIGNING SCOUTS** J. Gonzalez/R. Castro

YEAR	TEAM	W-L	ERA	G	GS	SV	IP	H	R	ER	HR	HB	BB	SO	BB/9	SO/9	AVG
2023																	2023 will be his first year in professional ball

### ANGLIN, MACK

**RHP**

R/R | 6-4/220

**BORN** 7/5/00 in Columbus, Ohio

**OPENING DAY AGE** 22

**RESIDES** Marengo, Ohio

**ACQUIRED** 7th Round, 2022 Draft

**SIGNING SCOUT** Tim Bittner

**CAREER NOTES: 2019:** Graduated from Highland High School (Ohio), where he was named the Gatorade Ohio Player of the Year in 2019 in baseball and lettered thrice in basketball...**2021:** Was selected by the Washington Nationals in the 13th round of the MLB Draft as an eligible sophomore, but elected to continue his education.

YEAR	TEAM	W-L	ERA	G	GS	SV	IP	H	R	ER	HR	HB	BB	SO	BB/9	SO/9	AVG
2022	ACL Royals (R)	0-0	0.00	1	0	0	1.0	0	0	0	0	0	0	1	0.0	9.0	.000

### ARIAS, WANDER

**RHP**

R/R | 6-4/230

**BORN** 11/3/99 in Sabana Grande de Palenque, D.R.

**OPENING DAY AGE** 23

**RESIDES** San Cristóbal, D.R.

**ACQUIRED** Signed as IFA, 7/2/19

**SIGNING SCOUT** Edis Perez

**CAREER NOTES: 2021:** Led the ACL Royals Blue with 38 strikeouts in 34.0 IP (10.1 K/9) over 9 games (2 starts).

YEAR	TEAM	W-L	ERA	G	GS	SV	IP	H	R	ER	HR	HB	BB	SO	BB/9	SO/9	AVG
2019	DSL Royals 1	2-0	0.90	7	3	0	20.0	11	3	2	0	1	8	22	3.6	9.9	.167
2020		Did not play (no minor league season)															
2021	ACL Royals Blue (R)	2-2	5.82	9	2	0	34.0	36	23	22	6	6	10	38	2.7	10.1	.271
	Columbia (A)	0-3	7.36	6	4	0	22.0	32	20	18	3	2	16	17	6.6	7.0	.364
2022	Columbia (A)	3-5	5.20	22	5	4	81.1	88	60	47	12	8	33	74	3.7	8.2	.281
MINOR LEAGUE TOTALS		4-4	5.09	44	14	4	157.1	167	106	89	21	17	67	151	3.8	8.6	.278

## MINOR LEAGUE PLAYER BIOS (CONT.)

ARRONDE, FÉLIX																RHP	
R/R		6-3/185											BORN 4/25/03 in Santa Clara, Cuba			OPENING DAY AGE 19	
RESIDES		Santo Domingo, D.R.											ACQUIRED Signed as IFA, 6/28/21			SIGNING SCOUT Elias Despradel	
YEAR	TEAM	W-L	ERA	G	GS	SV	IP	H	R	ER	HR	HB	BB	SO	BB/9	SO/9	AVG
2021	DSL Royals Blue	2-2	3.06	8	2	0	17.2	17	18	6	0	2	10	18	5.1	9.2	.250
	DSL Royals White	0-2	11.37	3	0	0	6.1	9	9	8	1	0	4	6	5.7	8.5	.321
2022	DSL Royals Glass	1-8	6.94	12	12	0	35.0	40	31	27	4	5	13	50	3.3	12.9	.276
MINOR LEAGUE TOTALS		3-12	6.25	23	14	0	59.0	66	58	41	5	7	27	74	4.1	11.3	.274

AVILA, LUINDER																RHP	
R/R		6-3/170											BORN 8/21/01 in Caracas, Venezuela			OPENING DAY AGE 21	
RESIDES		Caracas, Venezuela											ACQUIRED Signed as IFA, 3/3/18			SIGNING SCOUTS J. Figuera/J. Gonzalez	
YEAR	TEAM	W-L	ERA	G	GS	SV	IP	H	R	ER	HR	HB	BB	SO	BB/9	SO/9	AVG
2018	DSL Royals 1	1-2	3.18	9	2	1	22.2	15	16	8	0	1	11	20	4.4	7.9	.188
2019	DSL Royals 2	1-2	6.41	12	2	0	26.2	25	19	19	1	6	16	22	5.4	7.4	.263
2020		Did not play (no minor league season)															
2021	ACL Royals Blue (R)	0-0	16.88	1	0	0	2.2	5	5	5	0	1	2	1	6.8	3.4	.455
	ACL Royals Gold (R)	1-2	4.03	7	4	0	29.0	17	14	13	3	5	9	26	2.8	8.1	.170
	Columbia (A)	2-4	4.10	6	6	0	26.1	27	16	12	0	3	6	24	2.1	8.2	.260
2022	Columbia (A)	6-10	4.54	26	26	0	115.0	102	66	58	10	9	49	97	3.8	7.6	.234
MINOR LEAGUE TOTALS		11-20	4.66	61	40	1	222.1	191	136	115	14	25	93	190	3.8	7.7	.231

BÁEZ, DIONI (YOHAN)																RHP	
R/R		6-2/185											BORN 1/24/03 in Baní, D.R.			OPENING DAY AGE 20	
RESIDES		Baní, D.R.											ACQUIRED Signed as IFA, 10/16/21			SIGNING SCOUT Edis Perez	
YEAR	TEAM	W-L	ERA	G	GS	SV	IP	H	R	ER	HR	HB	BB	SO	BB/9	SO/9	AVG
2022	DSL Royals Stewart	2-4	9.61	10	3	0	19.2	29	26	21	0	3	15	12	6.9	5.5	.341
	DSL Royals Glass	0-0	4.26	3	0	0	6.1	7	3	3	0	0	3	7	4.3	10.0	.318
MINOR LEAGUE TOTALS		2-4	8.31	13	3	0	26.0	36	29	24	0	3	18	19	6.2	6.6	.336

BARNETT, MASON																RHP	
R/R		6-0/218											BORN 11/7/00 in Kennesaw, Ga.			OPENING DAY AGE 22	
RESIDES		White, Ga.											ACQUIRED 3rd Round, 2022 Draft			SIGNING SCOUT Will Howard	
<b>CAREER NOTES: 2020-22:</b> Attended Auburn University (Ala.), where he struck out 142 batters in 111.1 innings (11.5 K/9) across 41 appearances (20 starts) over three seasons, including 14 starts in 2022...made 5 starts with the Brewster Whitecaps in the Cape Cod League in 2021, where he was teammates with Kansas City's 2022 1st-round pick Gavin Cross...pitched 8.0 hitless, scoreless frames between the Arizona Complex League (1.0 IP) and Low-A Columbia (7.0 IP) in his 2022 pro debut, with 12 strikeouts and 1 walk.																	
YEAR	TEAM	W-L	ERA	G	GS	SV	IP	H	R	ER	HR	HB	BB	SO	BB/9	SO/9	AVG
2022	ACL Royals (R)	0-0	0.00	1	1	0	1.0	0	0	0	0	0	1	0	0.0	9.0	.000
	Columbia (A)	1-0	0.00	3	0	0	7.0	0	0	0	0	1	1	11	1.3	14.1	.000
MINOR LEAGUE TOTALS		1-0	0.00	4	1	0	8.0	0	0	0	0	1	1	12	1.1	13.5	.000

BARROSO, LUIS																RHP	
R/R		6-3/165											BORN 9/7/98 in David, Panama			OPENING DAY AGE 24	
RESIDES		Chiriqui, Panama											ACQUIRED Signed as IFA, 1/12/18			SIGNING SCOUT Luis Ortiz	
<b>CAREER NOTES: 2019:</b> Led Surprise in strikeouts (67) and saves (3) and ranked 2nd on the team in innings (56.0) in his first season stateside...had a 1.82 ERA (8 ER in 39.2 IP) with 45 strikeouts (10.2 K/9) over a stretch of 10 appearances from June 30-Aug. 16...recorded a career-high 10 strikeouts in 5.0 innings in his last start of the season, on Aug. 26 vs. Brewers Blue... <b>2022:</b> His 9 saves for Columbia were the 2nd-most in the Royals minor league system, only 1 behind Kasey Kalich's 10.																	
YEAR	TEAM	W-L	ERA	G	GS	SV	IP	H	R	ER	HR	HB	BB	SO	BB/9	SO/9	AVG
2018	DSL Royals 1	2-2	2.08	12	11	0	43.1	49	13	10	0	0	9	35	1.9	7.3	.288
2019	Surprise (R)	3-2	3.54	14	6	3	56.0	57	25	22	5	0	9	67	1.5	10.8	.264
2020		Did not play (no minor league season)															
2021	ACL Royals Blue (R)	0-0	27.00	1	0	0	1.0	3	3	3	1	0	1	0	9.0	0.0	.500
2022	Columbia (A)	4-8	5.23	36	0	9	51.2	51	39	30	6	1	14	59	2.4	10.3	.248
MINOR LEAGUE TOTALS		9-12	3.85	63	17	12	152.0	160	80	65	12	1	33	161	2.0	9.5	.268

BASORA, ANDY																RHP	
R/R		6-3/155											BORN 4/13/05 in Cotuí, D.R.			OPENING DAY AGE 17	
RESIDES		Cotuí, D.R.											ACQUIRED Signed as IFA, 1/25/22			SIGNING SCOUT Nicolas Bautista	
YEAR	TEAM	W-L	ERA	G	GS	SV	IP	H	R	ER	HR	HB	BB	SO	BB/9	SO/9	AVG
2022	DSL Royals Glass	0-2	11.57	2	0	0	2.1	4	5	3	0	0	2	3	7.7	11.6	.364
	DSL Royals Stewart	1-1	2.55	11	0	0	24.2	26	15	7	0	1	11	21	4.0	7.7	.263
MINOR LEAGUE TOTALS		1-3	3.33	13	0	0	27.0	30	20	10	0	1	13	24	4.3	8.0	.273



## MINOR LEAGUE PLAYER BIOS (CONT.)

### BATES, PARKER OF

L/R | 6-1/205 **BORN** 11/16/97 in Tyler, Texas **OPENING DAY AGE** 25  
**RESIDES** Ruston, La. **ACQUIRED** 9th Round, 2021 Draft **SIGNING SCOUT** Cody Clark

**CAREER NOTES: 2016:** Graduated from Robert E. Lee High School (Texas), and earned All-East Texas State honors as a senior...**2017-21:** In five seasons at Louisiana Tech, he hit .309 (243-for-787) in 226 games with 49 doubles, 32 home runs, 194 RBI and 22 stolen bases...made his professional debut, playing in 10 games for the ACL Royals Blue, hitting .321 (9-for-28), before being promoted to Advanced-A Quad Cities for the final 11 games of the season, where he drove in 5 runs and collected 9 hits...**2022:** Played for Los Atlanticos in the Panamanian Winter League.

YEAR	TEAM	G	AB	R	H	2B	3B	HR	RBI	HBP	BB	SO	SB	CS	AVG	OBP	SLG	OPS	E
2021	ACL Royals (R)	10	28	2	9	5	1	0	2	2	3	6	3	3	.321	.412	.571	.983	1
	Quad Cities (A+)	11	37	3	9	2	0	0	5	0	6	8	1	0	.243	.349	.297	.646	0
2022	ACL Royals (R)	6	19	1	4	1	0	1	1	0	4	3	1	0	.211	.348	.421	.769	0
	Quad Cities (A+)	73	238	36	54	9	4	9	34	7	27	71	9	4	.227	.322	.412	.734	1
	NW Arkansas (AA)	3	9	1	1	0	0	0	0	0	2	4	2	0	.111	.273	.111	.384	0
<b>MINOR LEAGUE TOTALS</b>		<b>103</b>	<b>331</b>	<b>43</b>	<b>77</b>	<b>17</b>	<b>5</b>	<b>10</b>	<b>42</b>	<b>9</b>	<b>42</b>	<b>92</b>	<b>16</b>	<b>7</b>	<b>.233</b>	<b>.333</b>	<b>.405</b>	<b>.738</b>	<b>4</b>

### BEATY, MATT IF/OF

See pages 61-62

### BEE THE, HARRISON RHP

R/R | 6-5/220 **BORN** 4/3/98 in Ft. Worth, Texas **OPENING DAY AGE** 24  
**RESIDES** Ft. Worth, Texas **ACQUIRED** 18th Round, 2021 Draft **SIGNING SCOUT** Bobby Shore

**CAREER NOTES: 2016:** Graduated from Arlington Heights High School (Texas), where he earned four varsity letters and led the team with a .352 batting average as a senior...**2017-19:** Spent two seasons at North Iowa Area Community College and was ranked by *Baseball America* as the No. 4 prospect in the state of Iowa...was selected by the Milwaukee Brewers in the 39th round of the 2019 First-Year Player Draft, but elected to continue his education at Texas Christian University...**2021:** Made 8 appearances for TCU before being selected in the 18th round of the First-Year Player Draft by Kansas City...reported to the Arizona Complex League, where he notched 6 strikeouts in 3.1 innings.

YEAR	TEAM	W-L	ERA	G	GS	SV	IP	H	R	ER	HR	HB	BB	SO	BB/9	SO/9	AVG
2021	ACL Royals Blue (R)	0-1	9.00	1	0	0	1.0	2	1	1	0	0	0	0	0.0	0.0	.500
	ACL Royals Gold (R)	0-0	11.57	2	0	0	2.1	5	3	3	1	0	0	6	0.0	23.1	.417
2022	Quad Cities (A+)	0-3	15.00	24	0	0	21.0	28	36	35	2	8	33	24	14.1	10.3	.326
<b>MINOR LEAGUE TOTALS</b>		<b>0-4</b>	<b>14.42</b>	<b>27</b>	<b>0</b>	<b>0</b>	<b>24.1</b>	<b>35</b>	<b>40</b>	<b>39</b>	<b>3</b>	<b>8</b>	<b>33</b>	<b>30</b>	<b>12.2</b>	<b>11.1</b>	<b>.343</b>

### BERNAL, JONATAN RHP

R/R | 6-1/210 **BORN** 6/29/02 in Mazatlán, México **OPENING DAY AGE** 20  
**RESIDES** Mazatlán, México **ACQUIRED** Trade w/ Blue Jays, 7/15/22 **SIGNING SCOUT** Aaron Acosta (TOR)

**CAREER NOTES: 2022:** Made 14 appearances (7 starts) for Low-A Dunedin in Toronto's minor league system before being acquired by Kansas City for LHP Foster Griffin on July 15...reported to Low-A Columbia, where he pitched in 9 games (4 starts) and was named the Player of the Week for the week of Aug. 29-Sept. 4 after he spun 7.0 scoreless frames of 2-hit ball in a win at Carolina on Aug. 30...played in 6 games for the Venados de Mazatlán of the Mexican Pacific Winter League, going 1-0 with 14 strikeouts in 18.1 innings.

YEAR	TEAM	W-L	ERA	G	GS	SV	IP	H	R	ER	HR	HB	BB	SO	BB/9	SO/9	AVG
2019	DSL Blue Jays	1-3	3.27	9	8	0	33.0	30	22	12	3	1	5	21	1.4	5.7	.240
2020	Did not play (no minor league season)																
2021	GCL Blue Jays (R)	0-3	4.43	12	9	0	42.2	56	32	21	6	5	12	35	2.5	7.4	.315
2022	Columbia (A)	2-2	4.70	9	4	0	38.1	44	24	20	4	3	8	27	1.9	6.3	.291
	Dunedin (A)	1-5	5.47	14	7	0	52.2	54	35	32	5	3	22	47	3.8	8.0	.262
<b>MINOR LEAGUE TOTALS</b>		<b>4-13</b>	<b>4.59</b>	<b>44</b>	<b>28</b>	<b>0</b>	<b>166.2</b>	<b>184</b>	<b>113</b>	<b>85</b>	<b>18</b>	<b>12</b>	<b>47</b>	<b>130</b>	<b>2.5</b>	<b>7.0</b>	<b>.279</b>

### BETEMIT JR., WILSON RHP

R/R | 6-1/170 **BORN** 7/27/03 in Santo Domingo, D.R. **OPENING DAY AGE** 19  
**RESIDES** Santo Domingo, D.R. **ACQUIRED** Signed as IFA, 1/18/21 **SIGNING SCOUT** Edis Perez

**CAREER NOTES:** He is the son of Wilson Betemit, who played 11 years in the Majors from 2001, 2004-13, including parts of two seasons with the Royals from 2010-11, and is the hitting coach for the Dominican Royals.

YEAR	TEAM	W-L	ERA	G	GS	SV	IP	H	R	ER	HR	HB	BB	SO	BB/9	SO/9	AVG
2021	DSL Royals Blue	0-1	54.00	1	0	0	1.0	4	6	1	2	1	0	9.0	0.0	.571	
	DSL Royals White	2-1	3.65	11	1	0	24.2	26	13	10	1	2	9	16	3.3	5.8	.265
2022	DSL Royals Glass	2-2	1.35	11	4	0	33.1	17	7	5	1	5	10	34	2.7	9.2	.153
	DSL Royals Stewart	0-0	0.00	1	0	0	1.1	0	0	0	0	1	0	1	0.0	6.8	.000
<b>MINOR LEAGUE TOTALS</b>		<b>4-4</b>	<b>3.13</b>	<b>24</b>	<b>5</b>	<b>0</b>	<b>60.1</b>	<b>47</b>	<b>26</b>	<b>21</b>	<b>3</b>	<b>10</b>	<b>20</b>	<b>51</b>	<b>3.0</b>	<b>7.6</b>	<b>.215</b>

## MINOR LEAGUE PLAYER BIOS (CONT.)

### BIASI, DANTE

LHP

L/L | 6-0/205

BORN 12/4/97 in Hazleton, Penn.

OPENING DAY AGE 25

RESIDES Hazleton, Penn.

ACQUIRED 6th Round, 2019 Draft

SIGNING SCOUT Mike Farrell

**CAREER NOTES:** **2016:** Graduated from Hazleton High School (Penn.) and was selected by the Chicago Cubs in the 22nd round of the First-Year Player Draft, but did not sign...**2017:** Missed his freshman season at Penn State due to injury, but was Academic All-Big Ten...**2019:** Recorded a 2.55 ERA (21 ER in 74.0 IP) in 14 games as a junior with 102 strikeouts (12.4 K/9) and .196 opponents' average...struck out 13 and 12 in back-to-back starts from March 15-23, the first of which came in a season-high 7.0 innings...his brother, Sal, was selected by Kansas City in the 11th round of the 2017 Draft, also out of Penn State, but was acquired by Milwaukee in August 2018 in a minor league trade...**2022:** Posted the 3rd-lowest ERA among Royals minor leaguers (min. 0.5 IP/team game).

YEAR	TEAM	W-L	ERA	G	GS	SV	IP	H	R	ER	HR	HB	BB	SO	BB/9	SO/9	AVG
2019	Burlington (R)	1-0	2.50	7	0	0	18.0	13	5	5	3	1	3	24	1.5	12.0	.200
2020		Did not play (no minor league season)															
2021	Quad Cities (A+)	5-2	3.77	24	6	2	71.2	53	35	30	9	5	33	84	4.1	10.6	.203
2022	NW Arkansas (AA)	6-5	4.09	22	15	0	83.2	72	41	38	7	6	54	86	5.8	9.3	.236
<b>MINOR LEAGUE TOTALS</b>		<b>12-7</b>	<b>3.79</b>	<b>53</b>	<b>21</b>	<b>2</b>	<b>173.1</b>	<b>138</b>	<b>81</b>	<b>73</b>	<b>19</b>	<b>12</b>	<b>90</b>	<b>194</b>	<b>4.7</b>	<b>10.1</b>	<b>.219</b>

### BLANCO, DAIRON

OF

See page 63

### BLOCK, A.J. (ANTHONY JACOB)

LHP

L/L | 6-5/220

BORN 4/16/98 in Salt Lake City, Utah

OPENING DAY AGE 24

RESIDES Bellevue, Wash.

ACQUIRED Signed as MiLB FA, 6/23/20

SIGNING SCOUT Joseph Ross

**CAREER NOTES:** **2016:** Graduated from Newport High School (Wash.) and was selected by the Chicago Cubs in the 39th round of the First-Year Player Draft, but did not sign...**2019:** Selected by the Detroit Tigers in the 17th round of the Draft, but returned to Washington State for his senior season...**2020:** Went 2-0 with a 3.25 ERA (10 ER in 27.2 IP) and 34 strikeouts (11.1 K/9) to just 5 walks (1.6 BB/9) in 4 starts at Washington State, prior to the season being suspended due to the COVID-19 outbreak...led all Pac-12 pitchers in innings and tied for 2nd in strikeouts, and had double-digit strikeout performances in each of his last 3 starts, becoming the first Cougar to accomplish that feat in at least 33 seasons...**2021:** Posted a 3.30 ERA (37 ER in 101.0 IP) in his first professional season with competition, the 4th-best among Royals farmhands, reaching Advanced-A Quad Cities...among Royals farmhands, his 124 strikeouts ranked second only to Anthony Veneziano's 127...threw 3.2 1-hit, shutout innings in Game 5 of the Advanced-A Central championship game as the starting pitcher for the River Bandits...**2022:** Missed the entire season due to a left arm injury.

YEAR	TEAM	W-L	ERA	G	GS	SV	IP	H	R	ER	HR	HB	BB	SO	BB/9	SO/9	AVG
2020		Did not play (no minor league season)															
2021	Columbia (A)	1-0	0.56	4	2	0	16.0	6	1	1	1	2	3	26	1.7	14.6	.107
	Quad Cities (A+)	4-5	3.81	19	16	0	85.0	67	39	36	7	7	33	98	3.5	10.4	.215
2022		Did not play (injured)															
<b>MINOR LEAGUE TOTALS</b>		<b>5-5</b>	<b>3.30</b>	<b>23</b>	<b>18</b>	<b>0</b>	<b>101.0</b>	<b>73</b>	<b>40</b>	<b>37</b>	<b>8</b>	<b>9</b>	<b>36</b>	<b>124</b>	<b>3.2</b>	<b>11.1</b>	<b>.199</b>

### BOYE, TAYLOR (JOHN)

RHP

R/R | 6-2/185

BORN 2/28/95 in Lynchburg, Va.

OPENING DAY AGE 28

RESIDES Lynchburg, Va.

ACQUIRED Signed as MiLB FA, 1/17/23

YEAR	TEAM	W-L	ERA	G	GS	SV	IP	H	R	ER	HR	HB	BB	SO	BB/9	SO/9	AVG
2018		Did not play affiliated ball															
2019		Did not play affiliated ball															
2020		Did not play (no minor league season)															
2021	ACL Royals Blue (R)	1-1	4.71	5	1	0	21.0	23	11	11	3	0	8	22	3.4	9.4	.280
	Columbia (A)	1-2	8.59	8	0	0	14.2	17	16	14	1	1	14	13	8.6	8.0	.279
2022		Did not play affiliated ball															
<b>MINOR LEAGUE TOTALS</b>		<b>2-3</b>	<b>6.31</b>	<b>13</b>	<b>1</b>	<b>0</b>	<b>35.2</b>	<b>40</b>	<b>27</b>	<b>25</b>	<b>4</b>	<b>1</b>	<b>22</b>	<b>35</b>	<b>5.6</b>	<b>8.8</b>	<b>.280</b>

## MINOR LEAGUE PLAYER BIOS (CONT.)

### BOLAÑOS, RONALD RHP

R/R | 6-2/230 **BORN** 8/23/96 in Santa Cruz Del Norte, Cuba **OPENING DAY AGE** 26  
**RESIDES** Port-Au-Prince, Haiti **ACQUIRED** Trade w/ Padres, 7/16/20 **ML SERVICE/OPT. LEFT:** 1.052/0

**CAREER NOTES:** **2017:** Made his professional debut with Class-A Fort Wayne in the Padres organization, making 16 appearances (11 starts)...**2018:** Made 25 appearances with High-A Lake Elsinore, including 23 starts, going 6-9 with a 5.11 ERA (71 ER in 125.0 IP)...**2019:** Made his Major League debut on Sept. 3 with the Padres, allowing 2 runs on 5 hits over 6.0 innings in an eventual San Diego loss...**2020:** Was acquired by Kansas City from San Diego with OF Franchy Cordero in exchange for LHP Tim Hill on July 16...made 2 starts with the Royals, going 0-2...**2021:** Had two stints with the Royals and posted a 1.42 ERA (1 ER in 6.1 IP)...**2022:** Appeared in 8 games with the Royals, posting a 4.42 ERA (9 ER in 18.1 IP) with 12 strikeouts and 12 walks (1 intentional)...played for the Toros del Este in the Dominican Winter League, going 3-4 with a 3.53 ERA (14 ER in 35.2 IP) over 10 games...**2023:** Was named to Team Cuba's roster for the World Baseball Classic.

YEAR	TEAM	W-L	ERA	G	GS	SV	IP	H	R	ER	HR	HB	BB	SO	BB/9	SO/9	AVG
2017	Fort Wayne (A)	5-2	4.41	16	11	0	69.1	65	38	34	3	2	34	51	4.4	6.6	.253
2018	Lake Elsinore (A+)	6-9	5.11	25	23	0	125.0	138	84	71	13	10	50	118	3.6	8.5	.282
2019	Lake Elsinore (A+)	5-2	2.85	10	10	0	53.2	37	24	17	4	3	23	54	3.9	9.1	.193
	Amarillo (AA)	8-5	4.23	15	13	0	76.2	71	39	36	7	10	30	88	3.5	10.3	.249
	SAN DIEGO	0-2	5.95	5	3	0	19.2	17	13	13	3	1	12	19	5.5	8.7	.230
2020	KANSAS CITY	0-2	12.27	2	2	0	3.2	8	7	5	2	1	3	2	7.4	4.9	.471
2021	ACL Royals Gold*	0-0	0.00	1	1	0	1.0	1	0	0	0	0	0	2	0.0	18.0	.333
	ACL Royals Blue*	0-1	40.50	1	1	0	1.1	4	6	6	1	0	2	1	13.5	6.8	.500
	NW Arkansas (AA)	0-0	7.11	3	3	0	6.1	7	6	5	2	0	8	7	11.4	10.0	.280
	Omaha (AAA)	0-3	6.34	10	10	0	38.1	39	28	27	10	4	27	34	6.3	8.0	.271
	KANSAS CITY	0-0	1.42	3	0	0	6.1	4	1	1	0	0	2	10	2.8	14.2	.174
2022	Omaha (AAA)	0-4	6.26	28	4	0	41.2	59	32	29	6	4	18	34	3.9	7.3	.343
	KANSAS CITY	0-0	4.42	8	0	0	18.1	20	9	9	2	3	12	12	5.9	5.9	.286
	MINOR LEAGUE TOTALS	24-26	4.90	109	76	0	413.1	421	257	225	46	33	192	389	4.2	8.5	.267
	MAJOR LEAGUE TOTALS	0-4	5.25	18	5	0	48.0	49	30	28	7	5	29	43	5.4	8.1	.266

\*Minor League injury rehab

### BORGES, MEIVER C

R/R | 5-10/195 **BORN** 10/12/02 in Caracas, Venezuela **OPENING DAY AGE** 20  
**RESIDES** Distrito Capital, Venezuela **ACQUIRED** Signed as IFA, 7/10/19 **SIGNING SCOUTS** A. Garcia/J. Gonzalez

YEAR	TEAM	G	AB	R	H	2B	3B	HR	RBI	HBP	BB	SO	SB	CS	AVG	OBP	SLG	OPS	E	
2020	Did not play (no minor league season)																			
2021	DSL Royals Blue	26	74	9	18	2	0	0	7	0	8	18	1	0	.243	.313	.270	.583	4	
2022	DSL Royals Stewart	9	23	2	6	0	0	1	3	0	5	3	0	1	.261	.393	.391	.784	2	
	MINOR LEAGUE TOTALS	35	97	11	24	2	0	1	10	0	13	21	1	1	.247	.333	.299	.632	6	

### BRADLEY, TUCKER OF

L/L | 6-0/195 **BORN** 5/6/98 in Chickamauga, Ga. **OPENING DAY AGE** 24  
**RESIDES** Chickamauga, Ga. **ACQUIRED** Signed as MiLB FA, 6/23/20 **SIGNING SCOUT** William Howard

**CAREER NOTES:** **2016:** Graduated from Gordon Lee High School (Ga.), where he was a four-year letterman as an outfielder and pitcher...hit .552 with 9 home runs, 36 RBI and 23 steals as a senior and pitched to a 7-0 record on the mound with a 1.12 ERA in 50.0 innings...**2020:** Graduated from the University of Georgia, where he was batting .397 (25-for-63) with 6 home runs, 23 RBI and 8 stolen bases in 18 games when Georgia's 2020 season was suspended due to the COVID-19 pandemic...**2021:** Went 2-for-3 with a home run and 2 RBI in the clinching game of Quad Cities High-A Central championship...**2022:** Posted a .293/.382/.455 slashline (116-for-396, .837 OPS) at Double-A Northwest Arkansas over 110 games, while collecting 37 extra-base hits and 19 stolen bases...his OPS ranked 14th among all qualified Double-A players.

YEAR	TEAM	G	AB	R	H	2B	3B	HR	RBI	HBP	BB	SO	SB	CS	AVG	OBP	SLG	OPS	E	
2020	Did not play (no minor league season)																			
2021	Columbia (A)	8	23	2	8	1	0	0	3	3	4	3	3	1	.348	.500	.391	.891	1	
	Quad Cities (A+)	86	307	53	86	18	5	6	42	3	42	77	9	1	.280	.370	.430	.800	4	
2022	NW Arkansas (AA)	110	396	73	116	22	3	12	53	3	55	84	19	6	.293	.382	.455	.837	1	
	MINOR LEAGUE TOTALS	204	726	128	210	41	8	18	98	9	101	164	31	8	.289	.381	.442	.823	12	

### BRAVO, OSMAN C

R/R | 5-11/170 **BORN** 6/16/04 in Maracaibo, Venezuela **OPENING DAY AGE** 18  
**RESIDES** Maracaibo, Venezuela **ACQUIRED** Signed as IFA, 1/20/21 **SIGNING SCOUTS** J. Gonzalez/J. Gualdrón

YEAR	TEAM	G	AB	R	H	2B	3B	HR	RBI	HBP	BB	SO	SB	CS	AVG	OBP	SLG	OPS	E
2021	DSL Royals White	18	43	2	6	0	0	0	4	3	5	10	0	0	.140	.275	.140	.415	1
2022	DSL Royals Stewart	8	19	2	5	2	0	0	4	2	3	5	0	0	.263	.400	.368	.768	3
	MINOR LEAGUE TOTALS	26	62	4	11	2	0	0	8	5	8	15	0	0	.177	.316	.210	.526	4

## MINOR LEAGUE PLAYER BIOS (CONT.)

BRETON, FRAICY															LHP		
L/L   6-3/196			BORN 6/10/01 in Santo Domingo Centro, D.R.						OPENING DAY AGE 21								
RESIDES Santo Domingo Este, D.R.			ACQUIRED Signed as IFA, 6/14/18						SIGNING SCOUT Edis Perez								
<b>CAREER NOTES: 2021:</b> Was tabbed the DSL Royals White Pitcher of the Year after posting a 2.11 ERA (10 ER in 42.2 IP), with 44 strikeouts (9.28 K/9)—which ranked 2nd on the team—and a .209 opponents' batting average (33-for-158) in 11 appearances (10 starts)...his ERA was the 2nd-lowest among Royals farmhands, trailing only José Catano's 1.27 ERA (min. 0.5 IP/team game)... <b>2022:</b> Missed the entire season with a left arm injury.																	
YEAR	TEAM	W-L	ERA	G	GS	SV	IP	H	R	ER	HR	HB	BB	SO	BB/9	SO/9	AVG
2018	DSL Royals 2	0-2	5.63	8	5	0	24.0	25	18	15	2	1	11	18	4.1	6.8	.258
2019	DSL Royals 1	0-0	7.71	5	0	0	14.0	15	14	12	0	2	9	8	5.8	5.1	.259
	DSL Royals 2	1-2	4.58	7	3	0	17.2	16	10	9	1	2	11	20	5.6	10.2	.242
2020 Did not play (no minor league season)																	
2021	DSL Royals White	1-3	2.11	11	10	0	42.2	33	13	10	2	2	10	44	2.1	9.3	.209
2022 Did not play (injured)																	
MINOR LEAGUE TOTALS		2-7	4.21	31	18	0	98.1	89	55	46	5	7	41	90	3.8	8.2	.235

BRICEÑO, JOSÉ															C	
See pages 65-66																

CABRERA, DAURY															RHP		
R/R   6-4/230			BORN 10/23/00 in Villa Gonzalez, D.R.						OPENING DAY AGE 22								
RESIDES Santiago, D.R.			ACQUIRED Signed as IFA, 4/6/18						SIGNING SCOUT Fausto Morel								
<b>CAREER NOTES: 2018:</b> Five of his 9 starts were scoreless, including 3 straight from July 11-23, in which he held opponents to a .180 average (9-for-50) in 15.0 scoreless innings, earning Royals 2 Pitcher of the Month honors for July... <b>2021:</b> Led the ACL Royals Blue squad with 42.1 innings, appearing in 14 games (6 starts).																	
YEAR	TEAM	W-L	ERA	G	GS	SV	IP	H	R	ER	HR	HB	BB	SO	BB/9	SO/9	AVG
2018	DSL Royals 1	3-0	0.87	4	0	0	10.1	5	4	1	0	1	4	6	3.5	5.2	.147
	DSL Royals 2	2-2	1.23	9	9	0	44.0	32	9	6	0	2	6	30	1.2	6.1	.208
2019	DSL Royals 1	0-1	6.89	6	2	0	15.2	23	17	12	3	1	9	10	5.2	5.7	.329
	DSL Royals 2	1-3	3.12	7	7	0	26.0	21	11	9	1	3	7	19	2.4	6.6	.221
2020 Did not play (no minor league season)																	
2021	ACL Royals Gold (R)	0-0	15.00	1	0	0	3.0	7	6	5	0	1	2	1	6.0	3.0	.467
	ACL Royals Blue (R)	2-5	7.65	14	6	0	42.1	45	41	36	6	5	24	30	5.1	6.4	.271
	DSL Royals White	0-1	1.50	2	2	0	6.0	5	2	1	0	0	2	4	3.0	6.0	.208
2022	ACL Royals (R)	2-6	5.98	13	4	0	43.2	55	33	29	3	6	17	47	3.5	9.7	.294
	Columbia (A)	1-0	3.72	5	0	0	9.2	9	6	4	3	0	3	10	2.8	9.3	.231
MINOR LEAGUE TOTALS		11-18	4.62	61	30	0	200.2	202	129	103	16	19	74	157	3.3	7.0	.258

CALDERON, JUNIOR															IF				
R/R   6-0/175			BORN 12/9/01 in Santo Domingo Centro, D.R.						OPENING DAY AGE 21										
RESIDES Santo Domingo, D.R.			ACQUIRED Signed as IFA, 10/19/18						SIGNING SCOUT Edis Perez										
YEAR	TEAM	G	AB	R	H	2B	3B	HR	RBI	HBP	BB	SO	SB	CS	AVG	OBP	SLG	OPS	E
2019	DSL Royals 1	56	179	34	45	10	2	3	23	2	32	30	5	4	.251	.367	.380	.747	19
2020 Did not play (no minor league season)																			
2021	DSL Royals Blue	48	138	27	37	10	0	2	30	2	26	19	6	6	.268	.376	.384	.760	5
2022	ACL Royals (R)	32	99	12	27	11	1	3	22	1	12	22	2	2	.273	.342	.495	.837	1
MINOR LEAGUE TOTALS		136	416	73	109	31	3	8	75	5	70	71	13	12	.262	.364	.409	.773	25

CAMARGO, JOHAN															IF	
See pages 69-70																

CAMARILLO, GARY															OF				
R/R   6-1/157			BORN 7/5/01 in Santa Barbara de Zulia, Venezuela						OPENING DAY AGE 21										
RESIDES Santa Barbara de Zulia, Venezuela			ACQUIRED Signed as IFA, 9/7/17						SIGNING SCOUTS J. Gualdrón/R. Francisco										
YEAR	TEAM	G	AB	R	H	2B	3B	HR	RBI	HBP	BB	SO	SB	CS	AVG	OBP	SLG	OPS	E
2018	DSL Royals 1	55	189	22	50	6	2	1	16	3	11	43	8	7	.265	.314	.333	.647	0
2019	ACL Royals (R)	14	51	9	14	0	1	1	7	0	6	12	2	0	.275	.345	.373	.718	0
2020 Did not play (no minor league season)																			
2021	ACL Royals Gold (R)	1	3	0	0	0	0	0	0	0	3	0	0	0	.000	.000	.000	.000	0
2022	Columbia (A)	25	94	8	12	2	0	3	10	2	3	51	2	1	.128	.170	.245	.415	2
MINOR LEAGUE TOTALS		95	337	39	76	8	3	5	33	5	20	109	12	8	.226	.277	.312	.589	2

## MINOR LEAGUE PLAYER BIOS (CONT.)

### CAMERON, NOAH LHP

L/L | 6-3/220 **BORN** 7/17/99 in St. Joseph, Mo. **OPENING DAY AGE** 23  
**RESIDES** St. Joseph, Mo. **ACQUIRED** 7th Round, 2021 Draft **SIGNING SCOUT** Matt Price

**CAREER NOTES: 2018:** Graduated from Central High School in St. Joseph, Mo., where he was a three-time First-Team All-Conference pitcher and first baseman...was a four-sport athlete in high school: played punter in football, goalie in soccer, shooting forward in basketball and pitcher in baseball...**2019-20:** Pitched in two seasons for the University of Central Arkansas, going a combined 7-3 with a 2.86 ERA (39 ER in 122.2 IP) and 122 strikeouts to 21 walks...made 3 starts in the Northwoods League before undergoing Tommy John surgery in August 2020...**2022:** Made his professional debut and posted a 3.56 ERA (26 ER in 65.2 IP) over 19 starts across three levels of the Royals minor league system, finishing in High-A Quad Cities...was a MiLB.com Organization All-Star as a left-handed starting pitcher.

YEAR	TEAM	W-L	ERA	G	GS	SV	IP	H	R	ER	HR	HB	BB	SO	BB/9	SO/9	AVG	
2021		Did not play (injured)																
2022	ACL Royals (R)	0-1	3.18	3	3	0	5.2	9	2	2	1	0	0	7	0.0	11.1	.346	
	Columbia (A)	0-1	3.72	7	7	0	29.0	22	14	12	3	0	9	39	2.8	12.1	.208	
	Quad Cities (A+)	2-1	3.48	9	9	0	31.0	27	15	12	2	2	7	53	2.0	15.4	.229	
<b>MINOR LEAGUE TOTALS</b>		<b>2-3</b>	<b>3.56</b>	<b>19</b>	<b>19</b>	<b>0</b>	<b>65.2</b>	<b>58</b>	<b>31</b>	<b>26</b>	<b>6</b>	<b>2</b>	<b>16</b>	<b>99</b>	<b>2.2</b>	<b>13.6</b>	<b>.232</b>	

### CANDELARIO, WILMIN IF

S/R | 5-11/165 **BORN** 9/11/01 in Peravia, D.R. **OPENING DAY AGE** 21  
**RESIDES** Bani, D.R. **ACQUIRED** Signed as IFA, 7/4/18 **SIGNING SCOUT** Edis Perez

**CAREER NOTES: 2019:** Won Dominican Royals 2 Player of the Year in his professional debut, leading the team with 58 hits while starting 47 of his 49 games at shortstop...he turned 22 double plays on defense and ranked tied for 4th in the league with 8 triples and had 11 steals, 1 shy of the team lead.

YEAR	TEAM	G	AB	R	H	2B	3B	HR	RBI	HBP	BB	SO	SB	CS	AVG	OBP	SLG	OPS	E	
2019	DSL Royals 2	49	184	33	58	7	8	4	27	3	23	62	11	11	.315	.396	.505	.901	26	
2020		Did not play (no minor league season)																		
2021	ACL Royals Blue (R)	38	130	20	20	2	3	3	13	1	8	73	9	1	.154	.206	.285	.491	12	
2022	ACL Royals (R)	31	110	19	30	6	3	4	15	1	6	47	10	3	.273	.316	.491	.807	5	
	Columbia (A)	23	76	9	14	3	1	0	6	1	12	35	10	2	.184	.303	.250	.553	12	
<b>MINOR LEAGUE TOTALS</b>		<b>141</b>	<b>500</b>	<b>81</b>	<b>122</b>	<b>18</b>	<b>15</b>	<b>11</b>	<b>61</b>	<b>6</b>	<b>49</b>	<b>217</b>	<b>40</b>	<b>17</b>	<b>.244</b>	<b>.317</b>	<b>.406</b>	<b>.723</b>	<b>55</b>	

### CAPELLAN, DELVIN RHP

R/R | 6-1/167 **BORN** 12/6/98 in Guayubin, D.R. **OPENING DAY AGE** 24  
**RESIDES** Los Capellanes, D.R. **ACQUIRED** Signed as IFA, 7/6/16 **SIGNING SCOUT** Fausto Morel

**CAREER NOTES: 2017:** Named Dominican Royals Pitcher of the Year in his first professional season...posted a 0.48 ERA (3 ER in 56.0 IP), the best single-season mark (min. 50.0 IP) among farmhands in the 49-year history of the Royals organization at the time...nine of his 12 starts were scoreless, including his last 6...ended the season with a 27.0-inning scoreless streak.

YEAR	TEAM	W-L	ERA	G	GS	SV	IP	H	R	ER	HR	HB	BB	SO	BB/9	SO/9	AVG	
2017	DSL Royals	3-2	0.48	12	12	0	56.0	32	4	3	1	0	3	48	0.5	7.7	.164	
2018	Surprise (R)	1-5	5.24	13	8	0	55.0	68	36	32	8	3	11	61	1.8	10.0	.293	
2019	Burlington (R)	4-2	4.99	12	12	0	52.1	53	31	29	7	6	14	53	2.4	9.1	.262	
2020		Did not play (no minor league season)																
2021	ACL Royals Blue (R)	0-1	40.50	1	1	0	0.2	3	4	3	1	0	1	0	13.5	0.0	.600	
	ACL Royals Gold (R)	0-1	3.00	2	2	0	3.0	3	1	1	1	0	0	5	0.0	15.0	.273	
	Columbia (A)	1-2	3.48	9	6	0	33.2	30	13	13	3	4	16	34	4.3	9.1	.244	
2022	Columbia (A)	2-3	5.82	18	0	1	38.2	54	35	25	5	3	14	35	3.3	8.2	.327	
	Quad Cities (A+)	1-0	3.78	11	0	0	16.2	12	8	7	1	1	13	23	7.0	12.4	.197	
<b>MINOR LEAGUE TOTALS</b>		<b>12-16</b>	<b>3.97</b>	<b>78</b>	<b>41</b>	<b>1</b>	<b>256.0</b>	<b>255</b>	<b>132</b>	<b>113</b>	<b>27</b>	<b>17</b>	<b>72</b>	<b>259</b>	<b>2.5</b>	<b>9.1</b>	<b>.257</b>	

## MINOR LEAGUE PLAYER BIOS (CONT.)

### CASTELLANO, ANGELO

IF

R/R | 6-0/165

BORN 1/13/95 in San Diego, Venezuela

OPENING DAY AGE 28

RESIDES San Diego, Venezuela

ACQUIRED Signed as IFA, 7/16/11

SIGNING SCOUTS A. Garcia/R. Castro/ O. Estevez

**CAREER NOTES:** **2013:** Was named Dominican Royals Player of the Year...**2016:** Struck out once every 10.50 plate appearances, the 5th-best rate in the Pioneer League...made starts at second base (36), shortstop (15) and third base (13)...**2017:** Hit 8 home runs in 433 at-bats (54.1 AB/HR) after hitting just 2 homers in his previous 957 at-bats (478.5 AB/HR)...he is the longest-tenured Royals minor leaguer, signing in 2011.

YEAR	TEAM	G	AB	R	H	2B	3B	HR	RBI	HBP	BB	SO	SB	CS	AVG	OBP	SLG	OPS	E	
2012	DSL Royals	52	153	19	38	3	1	0	10	4	25	19	4	6	.248	.366	.281	.647	9	
2013	DSL Royals	67	223	25	59	8	1	0	25	3	30	25	9	5	.265	.358	.309	.667	10	
2014	Burlington (R)	42	115	11	21	6	0	0	8	2	6	15	4	0	.183	.232	.235	.467	1	
2015	Burlington (R)	58	213	24	49	4	2	0	17	3	13	26	2	2	.230	.283	.268	.551	9	
	Lexington (A)	4	16	1	2	0	0	0	1	1	0	1	0	0	.125	.176	.125	.301	0	
2016	Idaho Falls (R)	64	237	50	67	10	4	2	47	6	21	26	11	5	.283	.351	.384	.735	17	
2017	Lexington (A)	116	433	63	106	14	2	8	43	3	51	81	19	10	.245	.327	.342	.669	12	
2018	Wilmington (A+)	120	375	39	83	16	2	2	36	4	35	81	12	9	.221	.290	.291	.581	21	
2019	Wilmington (A+)	25	63	4	12	3	1	0	5	3	7	12	4	2	.190	.297	.270	.567	6	
	NW Arkansas (AA)	72	217	19	47	8	1	5	21	3	22	57	6	3	.217	.296	.332	.628	6	
2020	Did not play (no minor league season)																			
2021	NW Arkansas (AA)	14	45	10	12	1	0	1	4	0	4	13	0	0	.267	.327	.356	.683	1	
	Omaha (AAA)	80	252	29	57	7	0	8	32	4	20	63	8	2	.226	.289	.349	.638	6	
2022	NW Arkansas (AA)	30	94	9	15	3	1	0	3	0	14	24	1	3	.160	.266	.213	.479	4	
	Omaha (AAA)	59	174	25	38	8	0	3	19	5	21	37	6	2	.218	.318	.316	.634	9	
MINOR LEAGUE TOTALS		803	2610	328	606	91	15	29	271	41	269	480	86	49	.232	.311	.312	.623	111	

### CASTILLO, EMILIO

LHP

L/L | 5-10/150

BORN 10/18/02 in Santiago, D.R.

OPENING DAY AGE 20

RESIDES Santiago, D.R.

ACQUIRED Signed as IFA, 7/4/19

SIGNING SCOUT Fausto Morel

**CAREER NOTES:** **2021:** Posted a 2.91 ERA (7 ER in 21.2 IP) as an 18-year-old in the DSL during his first professional season with competition, holding opponents to a .221 (17-for-77) batting average while striking out 30 batters...**2022:** Posted a 2.67 ERA (9 ER in 30.1 IP) in 14 games (6 starts) while recording 36 strikeouts.

YEAR	TEAM	W-L	ERA	G	GS	SV	IP	H	R	ER	HR	HB	BB	SO	BB/9	SO/9	AVG
2020	Did not play (no minor league season)																
2021	DSL Royals White	1-0	0.00	3	0	0	5.0	3	1	0	0	0	3	7	5.4	12.6	.167
	DSL Royals Blue	2-0	3.78	8	0	0	16.2	14	8	7	0	0	11	23	5.9	12.4	.237
2022	DSL Royals Glass	0-0	0.00	2	0	0	2.0	1	0	0	0	1	3	1	13.5	4.5	.167
	DSL Royals Stewart	1-1	2.86	12	6	0	28.1	26	10	9	0	0	14	35	4.5	11.1	.236
MINOR LEAGUE TOTALS		4-1	2.77	25	6	0	52.0	44	19	16	0	1	31	66	5.4	11.4	.228

### CASTILLO, MARINO

OF

L/R | 5-11/150

BORN 10/13/02 in San Felix, Venezuela

OPENING DAY AGE 20

RESIDES Bolivar, Venezuela

ACQUIRED Signed as IFA, 7/10/19

SIGNING SCOUTS E. Fuentes/J. Gonzalez

YEAR	TEAM	G	AB	R	H	2B	3B	HR	RBI	HBP	BB	SO	SB	CS	AVG	OBP	SLG	OPS	E	
2020	Did not play (no minor league season)																			
2021	DSL Royals Blue	39	119	25	25	3	1	0	10	3	17	25	19	5	.210	.324	.252	.576	0	
2022	DSL Royals Stewart	12	34	9	11	2	0	0	4	3	6	6	7	2	.324	.465	.382	.847	0	
	DSL Royals Glass	31	83	13	21	1	0	0	7	5	8	20	5	4	.253	.354	.265	.619	0	
MINOR LEAGUE TOTALS		82	236	47	57	6	1	0	21	11	31	51	31	11	.242	.356	.275	.631	0	

### CASTRO, JOSÉ

IF

R/R | 6-3/160

BORN 4/21/06 in Los Teques, Venezuela

OPENING DAY AGE 16

RESIDES Los Teques, Venezuela

ACQUIRED Signed as IFA, 1/23/23

SIGNING SCOUTS J. Gonzalez/R. Castro

YEAR	TEAM	G	AB	R	H	2B	3B	HR	RBI	HBP	BB	SO	SB	CS	AVG	OBP	SLG	OPS	E	
2023	2023 will be his first year in professional ball																			

## MINOR LEAGUE PLAYER BIOS (CONT.)

### CATANO, JOSÉ LHP

L/L | 6-3/180 **BORN** 6/10/01 in San Pedro de Macoris, D.R. **OPENING DAY AGE** 21  
**RESIDES** San Pedro de Macoris, D.R. **ACQUIRED** Signed as IFA, 6/14/19 **SIGNING SCOUT** Rafael Vasquez

**CAREER NOTES:** 2021: Was named the Pitcher of the Year for the DSL Northwest champion Royals Blue team, working an organization-best (min. 0.5 IP/team game) 1.27 ERA (6 ER in 42.2 IP) over 12 starts...he ranked 2nd in the DSL (min. 35.0 IP), holding the opposition to a .135 average (19-for-141), and ranked 3rd in ERA...the lefty did not allow an earned run from Aug. 10 to Sept. 23 (24.0 IP)...the only four minor league pitchers to post a lower ERA (min. 10 starts) were Baltimore's Ty Blach (1.23 ERA, 15 starts), Mets prospect Joel Diaz (0.54, 15), San Francisco's Nick Swiney (0.84, 12) and Washington's José Cedeño (1.24, 10).

YEAR	TEAM	W-L	ERA	G	GS	SV	IP	H	R	ER	HR	HB	BB	SO	BB/9	SO/9	AVG
2019	DSL Royals 2	0-1	4.50	6	0	0	10.0	14	7	5	1	2	6	17	5.4	15.3	.350
2020		Did not play (no minor league season)															
2021	DSL Royals White	0-0	0.00	1	1	0	3.0	0	0	0	0	0	3	5	9.0	15.0	.000
	DSL Royals Blue	0-0	1.36	11	11	0	39.2	19	7	6	0	1	12	52	2.7	11.8	.144
2022	ACL Royals (R)	2-3	3.76	12	3	0	38.1	33	17	16	3	1	13	50	3.1	11.7	.224
<b>MINOR LEAGUE TOTALS</b>		<b>2-4</b>	<b>2.67</b>	<b>30</b>	<b>15</b>	<b>0</b>	<b>91.0</b>	<b>66</b>	<b>31</b>	<b>27</b>	<b>4</b>	<b>4</b>	<b>34</b>	<b>124</b>	<b>3.4</b>	<b>12.3</b>	<b>.201</b>

### CEPEDA, LUIS LHP

L/L | 6-1/160 **BORN** 10/12/00 in Santiago, D.R. **OPENING DAY AGE** 22  
**RESIDES** Santiago, D.R. **ACQUIRED** Signed as IFA, 7/4/17 **SIGNING SCOUT** Fausto Morel

**CAREER NOTES:** 2019: Named Dominican Royals 2 Pitcher of the Year, going a combined 5-3 with a 2.37 ERA (13 ER in 49.1 IP), 61 strikeouts (11.1 K/9) and just 6 walks (1.1 BB/9) in 12 starts between both Dominican League teams...started a team-high 3 games for the Royals 1 during their championship run, in which he pitched to a 2.31 ERA (3 ER in 11.2 IP) with 15 strikeouts, including 4.1 scoreless innings in the title-clinching game.

YEAR	TEAM	W-L	ERA	G	GS	SV	IP	H	R	ER	HR	HB	BB	SO	BB/9	SO/9	AVG
2018	DSL Royals 1	1-0	1.98	10	6	0	27.1	25	6	6	1	0	9	31	3.0	10.2	.248
2019	DSL Royals 2	2-1	2.01	5	5	0	22.1	20	10	5	2	2	1	27	0.4	10.9	.241
	DSL Royals 1	3-2	2.67	7	7	0	27.0	22	9	8	2	0	5	34	1.7	11.3	.220
2020		Did not play (no minor league season)															
2021		Did not play (injured)															
2022	ACL Royals (R)	3-1	2.49	8	4	0	21.2	19	7	6	3	1	6	24	2.5	10.0	.224
<b>MINOR LEAGUE TOTALS</b>		<b>9-4</b>	<b>2.29</b>	<b>30</b>	<b>22</b>	<b>0</b>	<b>98.1</b>	<b>86</b>	<b>32</b>	<b>25</b>	<b>8</b>	<b>3</b>	<b>21</b>	<b>116</b>	<b>1.9</b>	<b>10.6</b>	<b>.233</b>

### CEPERO, RYAN IF

R/R | 6-1/180 **BORN** 2/11/03 in Arecibo, P.R. **OPENING DAY AGE** 20  
**RESIDES** Arecibo, P.R. **ACQUIRED** 8th Round, 2021 Draft **SIGNING SCOUT** Johnny Ramos

**CAREER NOTES:** Attended the Carlos Beltrán Baseball Academy in Puerto Rico and was signed to play at Wichita State before committing to Florida Southwestern State College...hit .357 (10-for-28) with a .419 on-base percentage and .500 slugging percentage in 10 games with the Trenton Thunder of the MLB Draft League.

YEAR	TEAM	G	AB	R	H	2B	3B	HR	RBI	HBP	BB	SO	SB	CS	AVG	OBP	SLG	OPS	E
2021	ACL Royals Blue (R)	1	1	0	0	0	0	0	0	0	1	1	0	0	.000	.500	.000	.500	1
	ACL Royals Gold (R)	12	33	3	3	0	0	1	2	2	3	19	1	0	.091	.211	.182	.393	3
2022	ACL Royals (R)	20	54	5	7	2	0	1	4	0	3	25	0	0	.130	.175	.222	.397	5
<b>MINOR LEAGUE TOTALS</b>		<b>33</b>	<b>88</b>	<b>8</b>	<b>10</b>	<b>2</b>	<b>0</b>	<b>2</b>	<b>6</b>	<b>2</b>	<b>7</b>	<b>45</b>	<b>1</b>	<b>0</b>	<b>.114</b>	<b>.196</b>	<b>.205</b>	<b>.401</b>	<b>9</b>

### CERANTOLA, ERIC RHP

R/R | 6-5/225 **BORN** 5/2/00 in Montreal, Quebec, Canada **OPENING DAY AGE** 22  
**RESIDES** Oakville, Ontario, Canada **ACQUIRED** 5th Round, 2021 Draft **SIGNING SCOUT** Cody Clark

**CAREER NOTES:** 2015: Pitched for the Great Lake Canadians program and was coached by former big league Adam Stern, a Royals amateur scout in Canada...2016: Was selected in the 8th round of the 2016 Ontario Hockey League Draft...2018: Graduated from Ecole Secondaire Catholique Sainte-Trinite in Ontario, Canada, where he played baseball, hockey and volleyball...was selected by the Tampa Bay Rays in the 30th round of the First-Year Player Draft, but chose to pursue an education at Mississippi State University...2019-21: Spent three seasons with the Bulldogs, going 4-2 with a 4.41 ERA (24 ER in 49.0 IP), including recording 24 strikeouts in 17.1 innings in 2021.

YEAR	TEAM	W-L	ERA	G	GS	SV	IP	H	R	ER	HR	HB	BB	SO	BB/9	SO/9	AVG
2021	ACL Royals Gold (R)	0-0	4.50	2	1	0	2.0	1	1	1	0	0	4	4	18.0	18.0	.125
	ACL Royals Blue (R)	0-0	0.00	2	1	0	2.2	0	0	0	0	1	3	5	10.1	16.9	.000
2022	Columbia (A)	1-2	5.48	7	7	0	21.1	24	14	13	4	1	6	29	2.5	12.2	.293
	Quad Cities (A+)	0-1	5.00	3	3	0	9.0	11	6	5	1	0	8	7	8.0	7.0	.297
<b>MINOR LEAGUE TOTALS</b>		<b>1-3</b>	<b>4.89</b>	<b>14</b>	<b>12</b>	<b>0</b>	<b>35.0</b>	<b>36</b>	<b>21</b>	<b>19</b>	<b>5</b>	<b>2</b>	<b>21</b>	<b>45</b>	<b>5.4</b>	<b>11.6</b>	<b>.269</b>

### CÉSPEDES, STEVEN C

L/R | 5-9/170 **BORN** 10/23/03 in Santiago de Caballeros, D.R. **OPENING DAY AGE** 19  
**RESIDES** Santiago de Caballeros, D.R. **ACQUIRED** Signed as IFA, 1/19/01 **SIGNING SCOUT** Fausto Morel

YEAR	TEAM	G	AB	R	H	2B	3B	HR	RBI	HBP	BB	SO	SB	CS	AVG	OBP	SLG	OPS	E
2021	DSL Royals White	28	72	7	10	5	0	0	2	1	7	23	0	1	.139	.225	.208	.433	2
2022	DSL Royals Glass	7	24	3	6	1	0	0	0	0	3	7	0	1	.250	.333	.292	.625	2
	DSL Royals Stewart	19	46	7	14	4	0	0	5	0	11	6	0	0	.304	.431	.391	.822	1
<b>MINOR LEAGUE TOTALS</b>		<b>54</b>	<b>142</b>	<b>17</b>	<b>30</b>	<b>10</b>	<b>0</b>	<b>0</b>	<b>7</b>	<b>1</b>	<b>21</b>	<b>36</b>	<b>0</b>	<b>2</b>	<b>.211</b>	<b>.315</b>	<b>.282</b>	<b>.597</b>	<b>5</b>



## MINOR LEAGUE PLAYER BIOS (CONT.)

### CHACON, JOSÉ

**IF**

R/R | 6-0/165

**BORN** 11/29/02 in Caracas, Venezuela

**OPENING DAY AGE** 20

**RESIDES** Distrito Capital, Venezuela

**ACQUIRED** Signed as IFA, 7/10/19

**SIGNING SCOUTS** A. Garcia/J. Gonzalez

YEAR	TEAM	G	AB	R	H	2B	3B	HR	RBI	HBP	BB	SO	SB	CS	AVG	OBP	SLG	OPS	E
2020		Did not play (no minor league season)																	
2021	DSL Royals Blue	43	126	22	28	6	1	2	8	4	22	33	5	4	.222	.353	.333	.686	8
2022	DSL Royals Glass	41	106	11	20	4	0	1	7	10	20	23	1	3	.189	.368	.255	.623	7
<b>MINOR LEAGUE TOTALS</b>		<b>84</b>	<b>232</b>	<b>33</b>	<b>48</b>	<b>10</b>	<b>1</b>	<b>3</b>	<b>15</b>	<b>14</b>	<b>42</b>	<b>56</b>	<b>6</b>	<b>7</b>	<b>.207</b>	<b>.360</b>	<b>.297</b>	<b>.657</b>	<b>15</b>

### CHAMBERLAIN, CHRISTIAN

**LHP**

L/L | 5-10/175

**BORN** 7/20/99 in Grand Junction, Colo.

**OPENING DAY AGE** 23

**RESIDES** Reno, Nev.

**ACQUIRED** 4th Round, 2020 Draft

**SIGNING SCOUT** Joseph Ross

**CAREER NOTES:** 2017: Graduated from Reno High School (Nev.), where he hit .485 with 24 extra-base hits and 20 stolen bases as a senior, while pitching to a 9-1 record with a 1.06 ERA and 130 strikeouts in 59.0 innings on the mound...2018: Attended Oregon State University, where—as a freshman—he matched a College World Series record with 11 strikeouts in 1 relief outing, 8 of which came on his curveball...2020: Went 2-1 with a 0.82 ERA (2 ER in 22.0 IP) and 34 strikeouts (13.9 K/9) in 4 starts as a junior, including a career-high 12 strikeouts in 5.1 innings on Feb. 21 vs. Mississippi State...2022: Pitched for Surprise in the Arizona Fall League, and was named to the Fall Stars Game after posting a 3.48 ERA (4 ER in 10.1 IP) with 12 strikeouts in 8 relief appearances.

YEAR	TEAM	W-L	ERA	G	GS	SV	IP	H	R	ER	HR	HB	BB	SO	BB/9	SO/9	AVG	
2020		Did not play (no minor league season)																
2021	Quad Cities (A+)	1-0	4.91	2	0	0	3.2	3	2	2	0	0	1	6	2.5	14.7	.214	
2022	Quad Cities (A+)	0-1	4.29	13	4	0	21.0	12	10	10	5	0	20	39	8.6	16.7	.164	
	NW Arkansas (AA)	3-0	7.71	20	0	0	28.0	35	25	24	4	3	27	33	8.7	10.6	.297	
<b>MINOR LEAGUE TOTALS</b>		<b>4-1</b>	<b>6.15</b>	<b>35</b>	<b>4</b>	<b>0</b>	<b>52.2</b>	<b>50</b>	<b>37</b>	<b>36</b>	<b>9</b>	<b>3</b>	<b>48</b>	<b>78</b>	<b>8.2</b>	<b>13.3</b>	<b>.244</b>	

### CHAMPLAIN, CHANDLER

**RHP**

R/R | 6-4/235

**BORN** 7/23/99 in Mission Viejo, Calif.

**OPENING DAY AGE** 23

**RESIDES** Capistrano Beach, Calif.

**ACQUIRED** Trade w/ Yankees, 7/27/22

**CAREER NOTES:** 2018: Graduated from Santa Margarita Catholic High School (Calif.)...prior to graduation, was named a 2017 Under Armour All-American, and pitched a scoreless 7th inning under the tutelage of National Team Manager Wes Helms, and opposed Bobby Witt Jr., who played on the American Team...he played for Team USA National Teams from 2014-17...was originally selected by the Los Angeles Angels in the 38th round of the 2018 First-Year Player, but elected to pursue his education at the University of Southern California...2019-21: In three seasons at USC, he went 5-8 with a 5.31 ERA (75 ER in 127.0 IP) with 107 strikeouts in 36 games (21 starts)...was selected in the 9th round of the 2021 First-Year Player Draft by the New York Yankees...2022: Pitched in 16 games for Low-A Tampa before being acquired by the Kansas City Royals with RHP Beck Way and LHP T.J. Sikkema in exchange for OF Andrew Benintendi...reported to High-A Quad Cities, where he covered 32.0 innings in 8 games (7 starts).

YEAR	TEAM	W-L	ERA	G	GS	SV	IP	H	R	ER	HR	HB	BB	SO	BB/9	SO/9	AVG	
2021		Did not play																
2022	Tampa (A)	2-5	4.30	16	15	0	73.1	72	38	35	11	0	19	94	2.3	11.5	.251	
	Quad Cities (A+)	1-3	9.84	8	7	0	32.0	58	35	35	3	2	11	22	3.1	6.2	.414	
<b>MINOR LEAGUE TOTALS</b>		<b>3-8</b>	<b>5.98</b>	<b>24</b>	<b>22</b>	<b>0</b>	<b>105.1</b>	<b>130</b>	<b>73</b>	<b>70</b>	<b>14</b>	<b>2</b>	<b>30</b>	<b>116</b>	<b>2.6</b>	<b>9.9</b>	<b>.304</b>	

### CHARLES, AUSTIN

**IF**

R/R | 6-6/216

**BORN** 11/13/03 in Bakersfield, Calif.

**OPENING DAY AGE** 19

**RESIDES** Bakersfield, Calif.

**ACQUIRED** 20th Round, 2022 Draft

**SIGNING SCOUT** Todd Guggiana

**CAREER NOTES:** 2022: Graduated from Stockdale High School (Calif.), where he batted .483 during his senior season and led California high school players with 13 HR and 57 RBI, while recording a 1.36 ERA and 62 strikeouts in 46.1 innings on the mound...he has a 2022 Rawlings-Perfect Game Preseason First Team All-American and an MLB Draft Combine invitee...his brother, Art, was drafted three times, including by Kansas City in the 39th round in 2009, but he signed with Toronto as a 20th-round pick in 2010...Art also played in the Phillies organization and topped out at Double-A with Milwaukee in 2017, and most recently played in the Mexican League in 2022.

YEAR	TEAM	G	AB	R	H	2B	3B	HR	RBI	HBP	BB	SO	SB	CS	AVG	OBP	SLG	OPS	E
2022	ACL Royals (R)	3	11	1	3	0	0	0	0	0	0	4	0	0	.273	.273	.273	.546	0

### COLLINS, DARNEL

**IF**

L/L | 6-1/185

**BORN** 7/12/04 in Spijkenisse, Netherlands

**OPENING DAY AGE** 18

**RESIDES** Spijkenisse, Netherlands

**ACQUIRED** Signed as IFA, 1/16/21

**SIGNING SCOUT** Nick Leto

**CAREER NOTES:** He is the younger brother of Royals farmhand Darryl, who the Royals signed on Aug. 26, 2018.

YEAR	TEAM	G	AB	R	H	2B	3B	HR	RBI	HBP	BB	SO	SB	CS	AVG	OBP	SLG	OPS	E
2021	ACL Royals Blue (R)	1	4	0	0	0	0	0	0	0	2	0	0	0	.000	.000	.000	.000	0
	ACL Royals Gold (R)	37	123	18	29	4	2	0	20	1	11	28	2	0	.236	.301	.301	.602	7
2022	ACL Royals (R)	26	94	14	20	4	1	0	10	0	8	24	0	0	.213	.275	.277	.552	8
<b>MINOR LEAGUE TOTALS</b>		<b>64</b>	<b>221</b>	<b>32</b>	<b>49</b>	<b>8</b>	<b>3</b>	<b>0</b>	<b>30</b>	<b>1</b>	<b>19</b>	<b>54</b>	<b>2</b>	<b>0</b>	<b>.222</b>	<b>.285</b>	<b>.285</b>	<b>.570</b>	<b>15</b>

## MINOR LEAGUE PLAYER BIOS (CONT.)

COLLINS, DARRYL																	OF		
L/R   6-2/185			BORN 9/16/01 in Spijkenisse, Netherlands										OPENING DAY AGE 21						
RESIDES Spijkenisse, Netherlands			ACQUIRED Signed as IFA, 8/26/18					SIGNING SCOUTS N. Leto/R. Francisco											
<b>CAREER NOTES: 2019:</b> In his professional debut, he led Surprise in hits (58) and finished 2nd on the team in batting average (.320) and OPS (.837) and 3rd in on-base percentage (.401)...also ranked tied for 3rd in the Arizona League in triples (7)... <b>2021:</b> Paced the Fireflies with 78 hits while finishing 2nd in RBI (54) and 3rd in walks (52)...he was one of four minor leaguers to appear in at least 80 games (86) and register 50-or-more walks and less than 60 strikeouts (55)... <b>2022:</b> After splitting the regular season across three levels of the Royals minor league system, he represented his homeland Team Netherlands in the U-23 Baseball World Cup and slashed .370/.444/.393 (10-for-27, .837 OPS) with 5 runs and 1 triple in 8 games...he is the older brother of Royals farmhand Darnel, who the Royals signed on Jan. 16, 2021.																			
YEAR	TEAM	G	AB	R	H	2B	3B	HR	RBI	HBP	BB	SO	SB	CS	AVG	OBP	SLG	OPS	E
2019	Surprise (R)	48	181	24	58	7	7	0	25	3	22	30	1	2	.320	.401	.436	.837	3
2020 Did not play (no minor league season)																			
2021	Columbia (A)	86	317	45	78	8	3	5	54	10	52	55	15	5	.246	.367	.338	.705	0
2022	ACL Royals (R)	6	22	2	5	1	0	0	1	0	4	5	1	0	.227	.346	.273	.619	0
	Columbia (A)	49	162	19	38	12	3	0	16	1	35	30	5	3	.235	.365	.346	.711	1
	Quad Cities (A+)	26	93	15	25	1	2	1	13	1	17	26	3	0	.269	.374	.355	.729	0
MINOR LEAGUE TOTALS		215	775	105	204	29	15	6	109	15	130	146	25	10	.263	.374	.363	.737	4

COX, AUSTIN																	LHP
See page 79																	
CROPLEY, TYLER																	C
See page 80																	

CROSS, GAVIN																	OF		
L/L   6-3/215			BORN 2/13/01 in Bristol, Tenn.										OPENING DAY AGE 22						
RESIDES Bristol, Tenn.			ACQUIRED 1st Round (9th), 2022 Draft					SIGNING SCOUT Tim Bittner											
<b>CAREER NOTES: 2019:</b> Graduated from Tennessee High School, where he set the state single-season record with 41 stolen bases as a junior in 2018...he was a two-time First-Team All-State player in high school (2018-19), a three-time All-Region honoree (2017-19) and four-time First-Team All-Conference selection (2016-19)... <b>2020-22:</b> In three years at Virginia Tech, he slashed .340/.412/.609 with 28 home runs and 28 stolen bases in 124 games (585 plate appearances)...in 2021, he became the first freshman in school history to be named First Team All-ACC and was named to All-ACC Academic Team while leading the team in runs (48), hits (70), doubles (13), triples (5), homers (11) and steals (9)...hit for the cycle on April 6, 2021 at ETSU, going 4-for-6 with 7 RBI...as a junior in 2022, Cross led Virginia Tech to the Super Regionals of the NCAA Tournament for the first time in the program's history and named to Golden Spikes Award watch list in 2022...hit .328 (80-for-244) with 17 HR and 50 RBI in 57 games during his junior season, notching 39 extra-base hits for a .600 slugging percentage and 1.071 OPS, and stole 12 bases without being caught while playing center field...hit .455 with 4 HR in 11 games with Team USA, while playing with fellow top draftees Brooks Lee (Cal Poly, 8th) and Jacob Berry (LSU, 6th)...was selected 9th overall by Kansas City in the Draft and appeared in 29 games between rookie-level ACL Royals (3) and Class-A Columbia (26), posting a .312/.437/.633 (34-for-109) slashline across both levels in his first professional season...his father, Adam, played professionally for three seasons in the Braves organization from 1995-96 and in the Padres organization in 1997.																			
YEAR	TEAM	G	AB	R	H	2B	3B	HR	RBI	HBP	BB	SO	SB	CS	AVG	OBP	SLG	OPS	E
2022	ACL Royals (R)	3	10	4	5	2	0	1	3	0	2	2	0	0	.500	.583	1.000	1.583	0
	Columbia (A)	26	99	20	29	5	2	7	22	1	22	31	4	2	.293	.423	.596	1.019	2
MINOR LEAGUE TOTALS		29	109	24	34	7	2	8	25	1	24	33	4	2	.312	.437	.633	1.070	2

CRUZ, DARVIN																	OF		
L/L   5-11/165			BORN 11/10/05 in La Romana, D.R.										OPENING DAY AGE 17						
RESIDES La Romana, D.R.			ACQUIRED Signed as IFA, 1/20/23					SIGNING SCOUTS E. Despradel/N. Bautista											
YEAR	TEAM	G	AB	R	H	2B	3B	HR	RBI	HBP	BB	SO	SB	CS	AVG	OBP	SLG	OPS	E
2023		2023 will be his first year in professional ball																	

## MINOR LEAGUE PLAYER BIOS (CONT.)

### CRUZ, STEVEN

**RHP**

R/R | 6-6/233

**BORN** 6/15/99 in Salcedo, D.R.

**OPENING DAY AGE** 23

**RESIDES** Salcedo, D.R.

**ACQUIRED** Trade w/ Twins, 1/23/23

**SIGNING SCOUT** Fred Guerrero (MIN)

**CAREER NOTES:** 2017: Signed as an undrafted free agent with Minnesota on March 20...2023: Acquired by Kansas City with LHP Evan Sisk for OF Michael A. Taylor on Jan. 23.

YEAR	TEAM	W-L	ERA	G	GS	SV	IP	H	R	ER	HR	HB	BB	SO	BB/9	SO/9	AVG
2017	DSL Twins	4-0	3.68	16	3	1	29.1	26	14	12	0	2	14	26	4.3	8.0	.241
2018	GCL Twins (R)	1-3	3.12	13	2	2	26.0	14	12	9	0	5	24	33	8.3	11.4	.156
2019	Elizabethton (R)	1-0	2.90	17	0	1	31.0	22	12	10	1	2	23	48	6.7	13.9	.198
2020		Did not play (no minor league season)															
2021	Ft. Myers (A)	4-2	4.05	26	2	1	46.2	33	31	21	3	6	30	76	5.8	14.7	.190
	Cedar Rapids (A+)	0-0	8.10	2	0	0	3.1	2	4	3	0	0	3	4	8.1	10.8	.125
2022	Wichita (AA)	1-4	5.14	46	0	4	56.0	54	35	32	4	3	35	72	5.6	11.6	.252
<b>MINOR LEAGUE TOTALS</b>		<b>11-9</b>	<b>4.07</b>	<b>120</b>	<b>7</b>	<b>9</b>	<b>192.1</b>	<b>151</b>	<b>108</b>	<b>87</b>	<b>8</b>	<b>18</b>	<b>129</b>	<b>259</b>	<b>6.0</b>	<b>12.1</b>	<b>.213</b>

### CUEVAS, FRANDY

**LHP**

L/L | 5-11/180

**BORN** 1/19/02 in Mao, D.R.

**OPENING DAY AGE** 21

**RESIDES** Mao, D.R.

**ACQUIRED** Signed as IFA, 7/5/18

**SIGNING SCOUT** Edis Perez

YEAR	TEAM	W-L	ERA	G	GS	SV	IP	H	R	ER	HR	HB	BB	SO	BB/9	SO/9	AVG
2019	DSL Royals 2	3-0	4.56	12	0	0	23.2	18	14	12	2	3	19	27	7.2	10.3	.220
2020		Did not play (no minor league season)															
2021	DSL Royals White	1-2	21.77	8	1	1	10.1	18	27	25	0	9	17	10	14.8	8.7	.383
	DSL Royals Blue	1-0	0.00	6	0	0	9.1	4	3	0	0	4	7	11	6.8	10.6	.125
2022	DSL Royals Stewart	0-0	0.00	1	0	0	2.0	1	0	0	0	0	0	4	0.0	18.0	.143
	DSL Royals Glass	2-1	5.29	10	0	2	17.0	15	13	10	1	4	14	17	7.4	9.0	.250
<b>MINOR LEAGUE TOTALS</b>		<b>7-3</b>	<b>6.79</b>	<b>37</b>	<b>1</b>	<b>3</b>	<b>62.1</b>	<b>56</b>	<b>57</b>	<b>47</b>	<b>3</b>	<b>20</b>	<b>57</b>	<b>69</b>	<b>8.2</b>	<b>10.0</b>	<b>.246</b>

### DE CUBA, ETHAN

**OF**

S/R | 6-0/145

**BORN** 4/14/03 in Miami, Fla.

**OPENING DAY AGE** 19

**RESIDES** Oranjestad, Aruba

**ACQUIRED** Signed as IFA, 7/3/19

**SIGNING SCOUT** Edson Kelly

YEAR	TEAM	G	AB	R	H	2B	3B	HR	RBI	HBP	BB	SO	SB	CS	AVG	OBP	SLG	OPS	E	
2020		Did not play (no minor league season)																		
2021	DSL Royals White	33	90	17	19	2	0	0	10	2	19	21	5	6	.211	.357	.233	.590	3	
2022	DSL Royals Stewart	55	172	31	35	5	1	0	13	4	37	38	34	4	.203	.357	.244	.601	1	
<b>MINOR LEAGUE TOTALS</b>		<b>88</b>	<b>262</b>	<b>48</b>	<b>54</b>	<b>7</b>	<b>1</b>	<b>0</b>	<b>23</b>	<b>6</b>	<b>56</b>	<b>59</b>	<b>39</b>	<b>10</b>	<b>.206</b>	<b>.357</b>	<b>.240</b>	<b>.597</b>	<b>4</b>	

### DE JESUS, DARY

**LHP**

L/L | 6-1/165

**BORN** 2/21/03 in Bonao, D.R.

**OPENING DAY AGE** 20

**RESIDES** Bonao, D.R.

**ACQUIRED** Signed as IFA, 2/29/20

**SIGNING SCOUT** Fausto Morel

YEAR	TEAM	W-L	ERA	G	GS	SV	IP	H	R	ER	HR	HB	BB	SO	BB/9	SO/9	AVG
2020		Did not play (no minor league season)															
2021	DSL Royals White	2-0	4.09	6	0	0	11.0	7	5	5	0	0	9	18	7.4	14.7	.184
	DSL Royals Blue	0-0	27.00	1	0	0	1.1	3	4	4	0	0	1	2	6.8	13.5	.429
2022		Did not play (injured)															
<b>MINOR LEAGUE TOTALS</b>		<b>2-0</b>	<b>6.57</b>	<b>7</b>	<b>0</b>	<b>0</b>	<b>12.1</b>	<b>10</b>	<b>9</b>	<b>9</b>	<b>0</b>	<b>0</b>	<b>10</b>	<b>20</b>	<b>7.3</b>	<b>14.6</b>	<b>.222</b>

### DE LOS SANTOS, JASWEL

**OF**

L/R | 6-1/175

**BORN** 1/28/02 in Santo Domingo, D.R.

**OPENING DAY AGE** 21

**RESIDES** Santo Domingo, D.R.

**ACQUIRED** Signed as IFA, 7/4/18

**SIGNING SCOUT** Edis Perez

**CAREER NOTES:** 2021: Played in a team-high 41 games and led the Royals Gold in hits (38), homers (6) and RBI (21), slashing .266/.356/.455.

YEAR	TEAM	G	AB	R	H	2B	3B	HR	RBI	HBP	BB	SO	SB	CS	AVG	OBP	SLG	OPS	E	
2019	DSL Royals 2	39	165	38	48	10	4	1	18	1	18	39	10	5	.291	.362	.418	.780	3	
	DSL Royals 1	18	62	5	12	2	1	0	5	0	7	11	3	2	.194	.275	.258	.533	0	
2020		Did not play (no minor league season)																		
2021	ACL Royals Blue (R)	1	3	0	1	0	0	0	1	0	0	2	0	0	.333	.333	.333	.666	0	
	ACL Royals Gold (R)	41	143	20	38	5	2	6	21	1	19	51	4	4	.266	.356	.455	.811	2	
2022	ACL Royals (R)	21	82	9	23	3	2	2	8	1	8	24	8	1	.280	.348	.439	.787	2	
	Columbia (A)	28	84	13	12	2	0	2	6	2	14	39	7	0	.143	.280	.238	.518	4	
<b>MINOR LEAGUE TOTALS</b>		<b>148</b>	<b>539</b>	<b>85</b>	<b>134</b>	<b>22</b>	<b>9</b>	<b>11</b>	<b>59</b>	<b>5</b>	<b>66</b>	<b>166</b>	<b>32</b>	<b>12</b>	<b>.249</b>	<b>.335</b>	<b>.384</b>	<b>.719</b>	<b>11</b>	

### DEL ROSARIO, YEFRI

**RHP**

See page 83

## MINOR LEAGUE PLAYER BIOS (CONT.)

DÍAZ, ANDRÉS													RHP				
R/R   6-1/150			BORN 7/6/01 in Chacao, Venezuela						OPENING DAY AGE 21								
RESIDES Lecheria, Venezuela			ACQUIRED Signed as IFA, 11/14/17						SIGNING SCOUTS J. Gonzalez/O. Estevez								
<p><b>2019:</b> Led the DSL Royals 1 in innings (53.0) and ERA (1.87, min. 30.0 IP), tied for the team lead in wins (3) and ranked 3rd in strikeouts (43)...had a streak of 19.1 consecutive scoreless innings over parts of 5 starts from July 10 through Aug. 5, when an unearned run snapped the streak.</p>																	
YEAR	TEAM	W-L	ERA	G	GS	SV	IP	H	R	ER	HR	HB	BB	SO	BB/9	SO/9	AVG
2018	DSL Royals 1	1-2	3.38	12	0	0	21.1	14	8	8	1	1	4	22	1.7	9.3	.187
2019	DSL Royals 1	3-1	1.87	13	13	0	53.0	51	20	11	1	5	6	43	1.0	7.3	.249
2020 Did not play (no minor league season)																	
2021	ACL Royals Gold (R)	1-0	4.32	5	0	1	8.1	8	6	4	1	0	4	12	4.3	13.0	.235
	ACL Royals Blue (R)	3-1	3.54	10	1	0	20.1	24	12	8	2	1	1	13	0.4	5.8	.289
2022	ACL Royals (R)	3-2	4.55	11	0	2	27.2	23	17	14	4	2	3	39	1.0	12.7	.213
MINOR LEAGUE TOTALS		11-6	3.10	51	14	3	130.2	120	63	45	9	9	18	129	1.2	8.9	.238

DIPOTO, JONAH													RHP				
R/R   6-1/225			BORN 9/3/96 in Queens, N.Y.						OPENING DAY AGE 26								
RESIDES San Diego, Calif.			ACQUIRED 35th Round, 2019 Draft						SIGNING SCOUT Colin Gonzalez								
<p><b>CAREER NOTES: 2015:</b> Graduated in 2015 from Newport Harbor High School (Calif.), where he was a Perfect Game preseason All-America honorable mention as a senior...selected by the Angels in the 38th round of the First-Year Player Draft, but elected to pursue an education at UC San Diego...<b>2016-19:</b> Attended the University of California, San Diego, where he went 3-2 with a 4.17 ERA in 19 appearances (1 start) as a senior in 2019...<b>2019:</b> Allowed 3 runs in his pro debut with Surprise on June 25, before recording 25.2 consecutive innings without allowing an earned run over his first 13 appearances with Burlington, a stretch in which he allowed just 5 hits in 83 at-bats (.060 opponents' average) and had 31 strikeouts...<b>2021:</b> Spent the entire season with Advanced-A Quad Cities, posting a 3.19 ERA (11 ER in 31.0 IP) with 8 saves, which ranked tied for 2nd among Royals farmhands, with Tyler Zuber (8 in Omaha), 1 behind Josh Dye (9 in NW Arkansas and Omaha)...held opponents to a .159 batting average...missed the final two months of the season with a right arm injury...<b>2022:</b> On March 29, he pitched a perfect 8th inning vs. Seattle in a Major League Spring Training game in Peoria with his dad, Jerry Dipoto—the President of Baseball Operations for the Mariners—watching from the booth...appeared in 42 games with Double-A Northwest Arkansas during the regular season, posting a 3.68 ERA (26 ER in 63.2 IP) with 84 strikeouts...pitched for Surprise in the Arizona Fall League and allowed 2 runs over 9.1 innings with 14 strikeouts and 1 walk.</p>																	
YEAR	TEAM	W-L	ERA	G	GS	SV	IP	H	R	ER	HR	HB	BB	SO	BB/9	SO/9	AVG
2019	Burlington (R)	1-2	0.94	16	0	4	28.2	11	6	3	0	3	11	34	3.5	10.7	.112
	Surprise (R)	0-0	27.00	1	0	0	1.0	4	3	3	0	0	0	1	0.0	9.0	.571
2020 Did not play (no minor league season)																	
2021	Quad Cities (A+)	1-0	3.19	22	0	8	31.0	18	12	11	1	2	23	39	6.7	11.3	.159
2022	NW Arkansas (AA)	3-0	3.68	42	0	3	63.2	51	32	26	6	6	52	84	7.4	11.9	.213
MINOR LEAGUE TOTALS		5-2	3.11	81	0	15	124.1	84	53	43	7	11	86	158	6.2	11.4	.183

DOONEY, DAYTON													IF						
S/R   6-0/190			BORN 8/21/99 in Honolulu, Hawaii						OPENING DAY AGE 23										
RESIDES Poway, Calif.			ACQUIRED 6th Round, 2021 Draft						SIGNING SCOUT Ken Muñoz										
<p><b>CAREER NOTES: 2018:</b> Graduated from Poway High School (Calif.), where he lettered all four years in baseball at shortstop and was the team MVP as a junior...<b>2019:</b> Named a First-Team Freshman All-American at the University of Arizona, where he hit .323 (52-for-161) with a 1.013 OPS and 53 RBI, which were the 3rd most by an Arizona freshman since 1976...hit 10 HR, becoming the first Arizona freshman to do so since Brad Glenn (2006)...played for Mankato in the Northwoods League in the summer...<b>2020-21:</b> Played in 13 games in the pandemic-shortened season in 2020...transferred to Central Arizona in 2021 and hit .376/.452/.706, reaching the championship game of the Junior College World Series.</p>																			
YEAR	TEAM	G	AB	R	H	2B	3B	HR	RBI	HBP	BB	SO	SB	CS	AVG	OBP	SLG	OPS	E
2021	ACL Royals Blue (R)	15	44	4	11	5	0	1	5	0	7	14	0	0	.250	.353	.432	.785	0
2022	Columbia (A)	42	149	17	22	3	1	5	16	1	21	59	1	2	.148	.256	.282	.538	6
MINOR LEAGUE TOTALS		57	193	21	33	8	1	6	21	1	28	73	1	2	.171	.278	.316	.594	6

DOWNS, LLOYD													RHP				
R/R   6-1/170			BORN 4/13/06 in Bluefields, Nicaragua						OPENING DAY AGE 16								
RESIDES Bluefields, Nicaragua			ACQUIRED Signed as IFA, 11/22/23						SIGNING SCOUT Luis Ortiz								
<p><b>2023</b> will be his first year in professional ball</p>																	
YEAR	TEAM	W-L	ERA	G	GS	SV	IP	H	R	ER	HR	HB	BB	SO	BB/9	SO/9	AVG

## MINOR LEAGUE PLAYER BIOS (CONT.)

### DUARTE, GERMÁN

**C**

R/R | 6-0/165

**BORN** 10/30/02 in Sonora, México

**OPENING DAY AGE** 20

**RESIDES** Sonora, México

**ACQUIRED** Signed as IFA, 7/4/19

**SIGNING SCOUTS** M. Samaniego/L. Ortiz

**CAREER NOTES: 2022:** Appeared in 1 game for the Naranjeros de Hermosillo in the Mexican Winter League.

YEAR	TEAM	G	AB	R	H	2B	3B	HR	RBI	HBP	BB	SO	SB	CS	AVG	OBP	SLG	OPS	E
2020		Did not play (no minor league season)																	
2021	DSL Royals Blue	5	15	1	3	2	0	0	3	1	2	5	0	0	.200	.316	.333	.649	1
2022	ACL Royals (R)	3	8	0	0	0	0	0	0	0	0	3	0	0	.000	.000	.000	.000	0
<b>MINOR LEAGUE TOTALS</b>		<b>8</b>	<b>23</b>	<b>1</b>	<b>3</b>	<b>2</b>	<b>0</b>	<b>0</b>	<b>3</b>	<b>1</b>	<b>2</b>	<b>8</b>	<b>0</b>	<b>0</b>	<b>.130</b>	<b>.222</b>	<b>.217</b>	<b>.439</b>	<b>1</b>

### DUFFY, MATT

**IF**

See pages 86-88

### DUNGAN, CLAY

**IF**

See page 89

### DUNHURST, HAYDEN

**C**

L/R | 5-11/210

**BORN** 9/19/00 in Carriere, Miss.

**OPENING DAY AGE** 22

**RESIDES** Carriere, Miss.

**ACQUIRED** 6th Round, 2022 Draft

**SIGNING SCOUT** Cody Clark

**CAREER NOTES: 2019:** Graduated from Pearl River Central High School (Miss.) and was selected in the 37th round of the Draft by the Colorado Rockies, but elected to continue his education at Ole Miss...**2019-22:** Had 20 doubles, 18 home runs and 88 RBI in 138 games in three seasons at Ole Miss, in which he posted an .809 OPS while serving as the primary catcher...named an ABCA/Rawlings Gold Glove Award winner as a sophomore in 2021, becoming the second player in school history to win the award...was named to the 2022 preseason Golden Spikes Award watch list, before serving as the primary catcher on the CWS Championship team...caught the final strike of the 2022 College World Series championship game to cap a junior season in which he had 30 RBI in 56 games...the championship-clinching pitch was thrown by Brandon Johnson, who the Royals selected in the 9th round of the 2022 Draft.

YEAR	TEAM	G	AB	R	H	2B	3B	HR	RBI	HBP	BB	SO	SB	CS	AVG	OBP	SLG	OPS	E
2022	ACL Royals (R)	3	7	2	3	2	0	0	1	0	3	2	0	0	.429	.600	.714	1.314	0

### DYE, JOSH

**LHP**

L/L | 6-3/175

**BORN** 9/14/96 in DeLand, Fla.

**OPENING DAY AGE** 26

**RESIDES** DeLand, Fla.

**ACQUIRED** 23rd Round, 2018 Draft

**SIGNING SCOUT** Alex Mesa

**CAREER NOTES: 2014:** Graduated from DeLand High School (Fla.)...**2015-18:** Played three seasons at Florida Gulf Coast University, going 17-12 with a 2.98 ERA in 229.2 IP and was named to the Second-Team All-Conference in his final season...was selected in the 23rd round of the First-Year Player Draft by Kansas City...**2019:** Recorded 8 saves, finishing 3rd among Royals minor leaguers...**2021:** Led all Royals minor leaguers with 9 saves, all of which he earned over 38 games in Double-A Northwest Arkansas before finishing the season with Triple-A Omaha...made his Triple-A debut on Sept. 26 vs. Indianapolis...**2022:** Received his first invitation to Major League Spring Training and spent the entire season with Triple-A Omaha, where he went 5-3 with a 4.48 ERA (31 ER in 62.1 IP).

YEAR	TEAM	W-L	ERA	G	GS	SV	IP	H	R	ER	HR	HB	BB	SO	BB/9	SO/9	AVG
2018	Burlington (R)	1-3	4.54	11	7	0	35.2	45	22	18	4	0	5	34	1.3	8.6	.304
	Wilmington (A+)	1-0	1.80	1	1	0	5.0	3	1	1	0	0	1	6	1.8	10.8	.158
2019	Lexington (A)	1-1	3.38	14	0	3	26.2	24	14	10	1	2	6	43	2.0	14.5	.229
	Wilmington (A+)	4-2	1.25	25	0	5	36.0	24	8	5	1	0	15	38	3.8	9.5	.192
2020		Did not play (no minor league season)															
2021	NW Arkansas (AA)	4-2	2.52	38	0	9	60.2	53	19	17	5	1	18	68	2.7	10.1	.231
	Omaha (AAA)	0-0	3.60	2	0	0	5.0	4	2	2	1	0	1	5	1.8	9.0	.222
2022	Omaha (AAA)	5-3	4.48	48	6	0	62.1	71	32	31	14	4	16	58	2.3	8.4	.287
<b>MINOR LEAGUE TOTALS</b>		<b>16-11</b>	<b>3.27</b>	<b>139</b>	<b>14</b>	<b>17</b>	<b>231.1</b>	<b>224</b>	<b>98</b>	<b>84</b>	<b>26</b>	<b>7</b>	<b>62</b>	<b>252</b>	<b>2.4</b>	<b>9.8</b>	<b>.251</b>

### ECHENIQUE, LUIS

**OF**

L/L | 5-11/175

**BORN** 11/25/02 in Cua, Venezuela

**OPENING DAY AGE** 20

**RESIDES** Valencia, Venezuela

**ACQUIRED** Signed as IFA, 7/10/19

**SIGNING SCOUTS** J. Figuera/J. Gonzalez

YEAR	TEAM	G	AB	R	H	2B	3B	HR	RBI	HBP	BB	SO	SB	CS	AVG	OBP	SLG	OPS	E
2020		Did not play (no minor league season)																	
2021	DSL Royals White	39	92	19	22	3	2	0	9	3	12	12	3	.239	.339	.315	.654	4	
2022	DSL Royals Glass	1	2	0	1	0	0	0	1	0	0	0	0	.500	.500	.500	1.000	0	
	DSL Royals Stewart	22	45	12	11	1	1	0	7	1	12	1	3	.244	.414	.311	.725	1	
<b>MINOR LEAGUE TOTALS</b>		<b>62</b>	<b>139</b>	<b>31</b>	<b>34</b>	<b>4</b>	<b>3</b>	<b>0</b>	<b>17</b>	<b>4</b>	<b>24</b>	<b>13</b>	<b>5</b>	<b>.245</b>	<b>.367</b>	<b>.317</b>	<b>.684</b>	<b>5</b>	

## MINOR LEAGUE PLAYER BIOS (CONT.)

### ELDRED, C.J. (CALVIN JOHN)

**RHP**

R/R | 6-2/225

**BORN** 5/6/95 in Milwaukee, Wis.

**OPENING DAY AGE** 27

**RESIDES** Mt. Vernon, Iowa

**ACQUIRED** Signed as MiLB FA, 8/7/17

**CAREER NOTES:** **2013:** Graduated from Mt. Vernon High School (Iowa), where he led his team to conference titles as a sophomore and senior..**2014:** Attended the University of Indiana, where his collegiate career began as a preferred walk-on, and redshirted that season..**2015:** Transferred to the University of Iowa, but was forced to sit out the season due to transfer regulations..**2016:** Recorded a 3.43 ERA in 94.1 innings with a team-best 7 quality starts, serving as the Hawkeyes Friday Night starter..**2017:** Made 1 start before missing the rest of the season due to Tommy John surgery..**2018:** Earned Pioneer League Pitcher of the Week for July 8, after recording 7.0 shutout innings on three hits in a 3-1 win vs. Orem...he is the son of former Royals Pitching Coach Cal Eldred.

YEAR	TEAM	W-L	ERA	G	GS	SV	IP	H	R	ER	HR	HB	BB	SO	BB/9	SO/9	AVG
2018	Idaho Falls (R)	6-2	6.00	13	13	0	72.0	86	59	48	6	8	12	39	1.5	4.9	.292
2019	Lexington (A)	0-7	5.92	24	3	2	79.0	112	64	52	10	4	14	65	1.6	7.4	.328
	Wilmington (A+)	1-0	0.00	4	0	0	6.2	5	1	0	0	0	1	6	1.4	8.1	.217
2020		Did not play (no minor league season)															
2021	ACL Royals Gold (R)	3-1	4.74	5	1	0	19.0	20	14	10	3	3	2	27	1.0	12.8	.260
	Columbia (A)	0-0	6.75	2	2	0	8.0	7	6	6	2	0	5	4	5.6	4.5	.259
	Quad Cities (A+)	0-0	8.82	5	1	0	16.1	26	17	16	5	0	6	17	3.3	9.4	.366
	NW Arkansas (AA)	2-0	4.35	4	1	0	10.1	10	6	5	1	0	4	12	3.5	10.5	.256
2022	ACL Royals (R)	0-1	4.50	5	4	0	10.0	9	5	5	0	0	5	9	4.5	8.1	.243
	NW Arkansas (AA)	0-0	4.38	7	0	0	12.1	16	7	6	0	2	3	7	2.2	5.1	.320
<b>MINOR LEAGUE TOTALS</b>		<b>12-11</b>	<b>5.70</b>	<b>69</b>	<b>25</b>	<b>2</b>	<b>233.2</b>	<b>291</b>	<b>179</b>	<b>148</b>	<b>27</b>	<b>17</b>	<b>52</b>	<b>186</b>	<b>2.0</b>	<b>7.2</b>	<b>.303</b>

### ELLIS, MITCH

**RHP**

S/R | 6-3/200

**BORN** 8/22/95 in Bundoora, Australia

**OPENING DAY AGE** 27

**RESIDES** Diamond Creek, Australia

**ACQUIRED** Signed as IFA, 2/21/20

**CAREER NOTES:** **2018-20:** Played for Brisbane and Melbourne in the Australian Baseball League and appeared at first base, second base, third base, shortstop, left field and right field over those three seasons, and made 10 appearances on the mound..**2021:** Appeared in 30 games between Class-A Columbia and Advanced-A Quad Cities, earning 9 wins, which tied for the most among Royals farmhands...pitched for Surprise in the Arizona Fall League, going 1-1 with a 3.86 ERA (4 ER in 9.1 IP) with 5 strikeouts in 10 relief appearances.

YEAR	TEAM	W-L	ERA	G	GS	SV	IP	H	R	ER	HR	HB	BB	SO	BB/9	SO/9	AVG
2020		Did not play (no minor league season)															
2021	Columbia (A)	1-0	0.00	2	0	0	5.1	3	1	0	0	1	0	6	0.0	10.1	.167
	Quad Cities (A+)	8-2	5.36	28	1	2	48.2	55	33	29	5	6	21	56	3.9	10.4	.284
2022	Columbia (A)	0-0	9.00	3	0	0	5.0	7	5	5	1	1	5	8	9.0	14.4	.333
<b>MINOR LEAGUE TOTALS</b>		<b>9-2</b>	<b>5.19</b>	<b>33</b>	<b>1</b>	<b>2</b>	<b>59.0</b>	<b>65</b>	<b>39</b>	<b>34</b>	<b>6</b>	<b>8</b>	<b>26</b>	<b>70</b>	<b>4.0</b>	<b>10.7</b>	<b>.279</b>

### EMSHOFF, KALE

**C**

R/R | 6-2/225

**BORN** 5/2/98 in Robstown, Texas

**OPENING DAY AGE** 24

**RESIDES** Robstown, Texas

**ACQUIRED** Signed as MiLB FA, 6/23/20

**SIGNING SCOUT** Kyle Price

**CAREER NOTES:** **2016:** Graduated from Calallen High School (Texas), where he earned Texas 5A First Team honors and was the class president as a senior..**2017-20:** Attended the University of Arkansas-Little Rock, where he hit .417 (25-for-60) with 7 home runs in 17 games prior to the cancellation of the 2020 season..**2021:** Launched an apparel company, Seams Apparel, which is an athletic brand that unites athletes and fans built on the pillars of hard work and determination to achieve success, and can be found at [www.seamsapparel.com](http://www.seamsapparel.com)..**2022:** Received his first invitation to Major League Spring Training...resides on a farm in Robstown, Texas, where his family grows corn and cotton.

YEAR	TEAM	G	AB	R	H	2B	3B	HR	RBI	HBP	BB	SO	SB	CS	AVG	OBP	SLG	OPS	E	
2020		Did not play (no minor league season)																		
2021	Columbia (A)	55	198	29	54	14	1	10	43	5	30	74	0	0	.273	.380	.505	.885	2	
	Quad Cities (A+)	8	27	1	6	2	0	0	2	0	6	13	0	0	.222	.364	.296	.660	0	
2022	Quad Cities (A+)	100	361	40	81	19	0	12	46	11	39	148	2	2	.224	.316	.377	.693	3	
<b>MINOR LEAGUE TOTALS</b>		<b>163</b>	<b>586</b>	<b>70</b>	<b>141</b>	<b>35</b>	<b>1</b>	<b>22</b>	<b>91</b>	<b>16</b>	<b>75</b>	<b>235</b>	<b>2</b>	<b>2</b>	<b>.241</b>	<b>.340</b>	<b>.416</b>	<b>.756</b>	<b>5</b>	

### ESPINOSA, WESKENDRY

**RHP**

R/R | 6-1/185

**BORN** 3/18/02 in San José de Ocoa, D.R.

**OPENING DAY AGE** 21

**RESIDES** San José de Ocoa, D.R.

**ACQUIRED** Signed as IFA, 1/18/21

**SIGNING SCOUT** Edis Perez

YEAR	TEAM	W-L	ERA	G	GS	SV	IP	H	R	ER	HR	HB	BB	SO	BB/9	SO/9	AVG
2021	DSL Royals Blue	1-3	4.38	12	10	0	39.0	41	28	19	2	4	11	28	2.5	6.5	.270
2022	DSL Royals Stewart	0-0	6.62	7	6	1	17.2	23	14	13	0	4	9	17	4.6	8.7	.315
	DSL Royals Glass	1-1	8.25	5	1	0	12.0	18	12	11	2	2	5	8	3.8	6.0	.360
<b>MINOR LEAGUE TOTALS</b>		<b>2-4</b>	<b>5.64</b>	<b>24</b>	<b>17</b>	<b>1</b>	<b>68.2</b>	<b>82</b>	<b>54</b>	<b>43</b>	<b>4</b>	<b>10</b>	<b>25</b>	<b>53</b>	<b>3.3</b>	<b>7.0</b>	<b>.298</b>

## MINOR LEAGUE PLAYER BIOS (CONT.)

### FERNÁNDEZ, YOSMI

**IF**

S/R | 5-11/165

**BORN** 4/15/04 in Santiago de los Caballeros, D.R.

**OPENING DAY AGE** 18

**RESIDES** Santiago de los Caballeros, D.R.

**ACQUIRED** Signed as IFA, 2/8/21

**SIGNING SCOUT** Fausto Morel

YEAR	TEAM	G	AB	R	H	2B	3B	HR	RBI	HBP	BB	SO	SB	CS	AVG	OBP	SLG	OPS	E
2021	DSL Royals White	40	108	7	10	1	1	0	7	2	16	47	7	3	.093	.220	.120	.340	12
2022	DSL Royals Stewart	54	148	18	29	7	1	0	11	3	27	57	10	8	.196	.331	.257	.588	13
<b>MINOR LEAGUE TOTALS</b>		<b>94</b>	<b>256</b>	<b>25</b>	<b>39</b>	<b>8</b>	<b>2</b>	<b>0</b>	<b>18</b>	<b>5</b>	<b>43</b>	<b>104</b>	<b>17</b>	<b>11</b>	<b>.152</b>	<b>.285</b>	<b>.199</b>	<b>.484</b>	<b>25</b>

### FERRAND, LEONEL

**LHP**

L/L | 6-4/190

**BORN** 7/12/03 in Santo Domingo, D.R.

**OPENING DAY AGE** 19

**RESIDES** Santo Domingo Centro, D.R.

**ACQUIRED** Signed as IFA, 6/10/22

**SIGNING SCOUT** Nicolas Bautista

YEAR	TEAM	W-L	ERA	G	GS	SV	IP	H	R	ER	HR	HB	BB	SO	BB/9	SO/9	AVG
2022	DSL Royals Stewart	0-2	6.38	7	3	0	18.1	23	17	13	1	3	9	19	4.4	9.3	.295
	DSL Royals Glass	0-1	3.55	5	5	0	12.2	16	6	5	1	1	5	8	3.6	5.7	.327
<b>MINOR LEAGUE TOTALS</b>		<b>0-3</b>	<b>5.23</b>	<b>12</b>	<b>8</b>	<b>0</b>	<b>31.0</b>	<b>39</b>	<b>23</b>	<b>18</b>	<b>2</b>	<b>4</b>	<b>14</b>	<b>27</b>	<b>4.1</b>	<b>7.8</b>	<b>.307</b>

### FILION, JEFFRY

**C**

R/R | 5-11/185

**BORN** 10/23/02 in Santiago de los Caballeros, D.R.

**OPENING DAY AGE** 20

**RESIDES** Santiago Rodríguez, D.R.

**ACQUIRED** Signed as IFA, 5/19/22

**SIGNING SCOUT** Francis Feliciano

YEAR	TEAM	G	AB	R	H	2B	3B	HR	RBI	HBP	BB	SO	SB	CS	AVG	OBP	SLG	OPS	E
2022	DSL Royals Glass	4	8	1	0	0	0	0	0	0	1	6	0	0	.000	.111	.000	.111	3
	DSL Royals Stewart	15	32	3	2	1	1	0	3	0	7	10	2	0	.063	.225	.156	.381	2
<b>MINOR LEAGUE TOTALS</b>		<b>19</b>	<b>40</b>	<b>4</b>	<b>2</b>	<b>1</b>	<b>1</b>	<b>0</b>	<b>3</b>	<b>0</b>	<b>8</b>	<b>16</b>	<b>2</b>	<b>0</b>	<b>.050</b>	<b>.204</b>	<b>.125</b>	<b>.329</b>	<b>5</b>

### FLEMING, WILLIAM

**RHP**

R/R | 6-6/220

**BORN** 3/6/99 in Asheville, N.C.

**OPENING DAY AGE** 24

**RESIDES** Asheville, N.C.

**ACQUIRED** Trade w/ Mariners, 6/27/22

**SIGNING SCOUT** Tyler Holub (SEA)

**CAREER NOTES:** 2017: Graduated from Christ School (N.C.), where he earned seven total varsity letters in baseball (4) and basketball (3)...**2018-21:** Played four seasons at Wake Forest University and recorded 125 strikeouts in 74.2 innings pitched...was selected in the 11th round of the 2021 Draft by Seattle, and spent the majority of the season at Low-A Modesto, where he made 7 appearances...**2022:** Began the year with Modesto and made 14 starts before being acquired by Kansas City with RHP Wyatt Mills for IF Carlos Santana on June 27...reported to High-A Quad Cities, where he went 3-4 with a 5.10 ERA (32 ER in 54.2 IP) in 11 starts...his mother, Amy, was a world record holder, ACC champion and NCAA national champion swimmer at North Carolina...he is an Eagle Scout.

YEAR	TEAM	W-L	ERA	G	GS	SV	IP	H	R	ER	HR	HB	BB	SO	BB/9	SO/9	AVG
2021	ACL Mariners (R)	1-1	6.00	2	0	0	3.0	2	3	2	0	0	1	5	3.0	15.0	.167
	Modesto (A)	3-0	2.84	7	2	0	19.0	14	7	6	2	0	3	22	1.4	10.4	.203
2022	Modesto (A)	6-6	4.92	14	14	0	67.2	64	40	37	9	1	24	59	3.2	7.9	.249
	Quad Cities (A+)	3-4	5.10	11	11	0	54.2	63	31	31	9	7	18	39	3.0	6.4	.285
<b>MINOR LEAGUE TOTALS</b>		<b>13-11</b>	<b>4.74</b>	<b>34</b>	<b>27</b>	<b>0</b>	<b>144.1</b>	<b>143</b>	<b>81</b>	<b>76</b>	<b>20</b>	<b>8</b>	<b>46</b>	<b>125</b>	<b>2.9</b>	<b>7.8</b>	<b>.256</b>

### FLORENTINO, OMAR

**IF**

S/R | 5-11/165

**BORN** 10/26/01 in San Juan de la Maguana, D.R.

**OPENING DAY AGE** 21

**RESIDES** San Juan de la Maguana, D.R.

**ACQUIRED** Signed as IFA, 7/4/18

**SIGNING SCOUT** Edis Perez

YEAR	TEAM	G	AB	R	H	2B	3B	HR	RBI	HBP	BB	SO	SB	CS	AVG	OBP	SLG	OPS	E
2019	DSL Royals 1	57	185	37	42	8	3	2	9	1	32	42	14	6	.227	.344	.335	.679	10
2020	Did not play (no minor league season)																		
2021	ACL Royals Blue (R)	40	132	18	29	7	0	2	9	3	23	48	5	5	.220	.348	.318	.666	9
2022	ACL Royals (R)	5	13	3	3	0	0	1	1	0	2	1	1	0	.231	.333	.462	.795	0
	Columbia (A)	48	130	20	25	3	1	0	7	5	23	38	13	3	.192	.333	.231	.564	11
<b>MINOR LEAGUE TOTALS</b>		<b>150</b>	<b>460</b>	<b>78</b>	<b>99</b>	<b>18</b>	<b>4</b>	<b>5</b>	<b>26</b>	<b>9</b>	<b>80</b>	<b>129</b>	<b>33</b>	<b>14</b>	<b>.215</b>	<b>.342</b>	<b>.304</b>	<b>.646</b>	<b>30</b>

### FRANCO, JESÚS

**LHP**

L/L | 6-1/170

**BORN** 3/4/05 in Gómez Palacio, México

**OPENING DAY AGE** 18

**RESIDES** Durango, México

**ACQUIRED** Signed as IFA, 1/25/22

**SIGNING SCOUTS** M. Samaniego/L. Ortiz

YEAR	TEAM	W-L	ERA	G	GS	SV	IP	H	R	ER	HR	HB	BB	SO	BB/9	SO/9	AVG
2022	DSL Royals Stewart	0-3	15.55	11	0	0	11.0	23	30	19	1	4	23	7	18.8	5.7	.411



## MINOR LEAGUE PLAYER BIOS (CONT.)

### GARZA, SAUL

**C**

R/R | 6-3/225

**BORN** 4/9/98 in McAllen, Texas

**OPENING DAY AGE** 24

**RESIDES** Edinburg, Texas

**ACQUIRED** Signed as MiLB FA, 6/23/20

**SIGNING SCOUT** Travis Ezi

**CAREER NOTES:** 2017: Graduated from Edinburg North High School (Texas), where he was a three-time All-State catcher for the state of Texas and also played linebacker in football and competed in the 50-meter and 100-meter freestyle for the swimming team...was selected by St. Louis in the 31st round of the First-Year Player Draft, but chose to attend Howard Junior College...2018: Hit .378 as a freshman at Howard and was selected to the NJCAA Division I All-Region Team...2019: Transferred to Louisiana State University, where he was named to the SEC All-Tournament Team as a junior and hit .303 (44-for-145) in 50 games (42 starts)...selected by Kansas City in the 32nd round of the First-Year Player Draft, but returned to LSU for his senior season...2020: Led LSU with 3 home runs in 14 games prior to the season being suspended...2022: Played for Los Atlanticos in the Panamanian Winter League.

YEAR	TEAM	G	AB	R	H	2B	3B	HR	RBI	HBP	BB	SO	SB	CS	AVG	OBP	SLG	OPS	E
2020		Did not play (no minor league season)																	
2021	ACL Royals Blue (R)	5	13	2	5	2	0	0	0	0	3	2	1	0	.385	.500	.538	1.038	0
	Columbia (A)	43	153	26	43	14	0	3	23	8	17	60	2	1	.281	.382	.431	.813	3
2022	ACL Royals (R)	5	18	2	3	0	0	0	1	0	1	6	0	0	.167	.211	.167	.378	0
	Quad Cities (A+)	30	104	11	20	5	0	0	11	3	13	35	0	0	.192	.300	.240	.540	4
	Omaha (AAA)	2	8	1	0	0	0	0	0	0	0	6	0	0	.000	.000	.000	.000	0
<b>MINOR LEAGUE TOTALS</b>		<b>85</b>	<b>296</b>	<b>42</b>	<b>71</b>	<b>21</b>	<b>0</b>	<b>3</b>	<b>35</b>	<b>11</b>	<b>34</b>	<b>109</b>	<b>3</b>	<b>1</b>	<b>.240</b>	<b>.340</b>	<b>.341</b>	<b>.681</b>	<b>7</b>

### GENTRY, TYLER

**OF**

See page 96

### GERMAN, MANUEL

**IF**

R/R | 6-1/220

**BORN** 4/29/05 in Sabana Grande de Palenque, D.R.

**OPENING DAY AGE** 17

**RESIDES** San Cristóbal, D.R.

**ACQUIRED** Signed as IFA, 3/15/22

**SIGNING SCOUT** Edis Perez

**CAREER NOTES:** Is a cousin of Blue Jays first baseman Vladimir Guerrero Jr.

YEAR	TEAM	G	AB	R	H	2B	3B	HR	RBI	HBP	BB	SO	SB	CS	AVG	OBP	SLG	OPS	E
2022	DSL Royals Stewart	5	16	1	1	1	0	0	1	2	1	5	0	0	.063	.211	.125	.336	0
	DSL Royals Glass	41	110	15	23	8	0	3	17	3	16	32	1	0	.209	.318	.364	.682	8
<b>MINOR LEAGUE TOTALS</b>		<b>46</b>	<b>126</b>	<b>16</b>	<b>24</b>	<b>9</b>	<b>0</b>	<b>3</b>	<b>18</b>	<b>5</b>	<b>17</b>	<b>37</b>	<b>1</b>	<b>0</b>	<b>.190</b>	<b>.305</b>	<b>.333</b>	<b>.638</b>	<b>8</b>

### GLENDINNING, ROBBIE

**IF**

R/R | 6-2/204

**BORN** 10/6/95 in Scarborough, Australia

**OPENING DAY AGE** 27

**RESIDES** Columbia, Mo.

**ACQUIRED** Signed as MiLB FA, 2/23/22

**SIGNING SCOUT** Matt Bimeal (PIT)

**CAREER NOTES:** 2014: Graduated from Carine Senior High School (Australia)...played for Wareham in the Cape Cod League, where he was teammates with Joey Bart, Casey Mize and Gavin Sheets...2015-16: Played two seasons at Northern Iowa Area Community College, where he posted a career batting average of .390, which ranks 5th on the school's career list...tallied school records for hits in a single season (107), doubles in a single season (27), runs in a single season (75) and he left as the program's all-time leader in career hits, career homers, career doubles, career runs scored and career at-bats...was named first-team all-NJCAA Region XI and second-team NJCAA Division II all-American infielder as a freshman...2017: Transferred to the University of Missouri, where he hit .274 and finished 2nd on the team in extra-base hits (22) while driving in 30 runs and scoring 36 runs...he finished 3rd on the team with 7 homers and tied for the team lead in doubles (13)...hit a go-ahead grand slam in the Tigers' first game of the SEC Tournament, a 12-7 win over Texas A&M on May 23 and drove in a career-high 5 runs in the game...was teammates with Red Sox pitcher Tanner Houck during his lone season at Mizzou...was selected by the Pittsburgh Pirates in the 21st round of the First-Year Player Draft...reported to the Low-A West Virginia Black Bears and appeared in 29 games in his first professional season...2018: Appeared in 34 games for Low-A West Virginia, hitting .282 (31-for-110)...was promoted to the Class-A West Virginia Power and hit his first professional home run on July 29 off Lucas Gilbreath...2019: Split the season between Advanced-A Bradenton (43 games) and Double-A Altoona (58) where he slashed a combined .298/.368/.499 (103-for-346, .856 OPS) with 13 home runs, 57 RBI and 8 stolen bases...was named a Florida State League midseason All-Star...2021: Did not play affiliated ball as he underwent right arm surgery in May...2017-21: Spent four years playing for the Perth Heat in the Australian Baseball League during the offseason...2022: Spent his first season in the Royals organization with Double-A Northwest Arkansas, where he led the Nationals with 118 games played, 518 plate appearances, 19 home runs (which ranked T-3rd among Royals farmhands), 76 RBI (which ranked 5th among Royals farmhands), 75 walks (which ranked 3rd in the Texas League) and 188 total bases...played for the Melbourne Aces in the Australian Winter League...2023: Was named to Team Australia's roster for the World Baseball Classic.

YEAR	TEAM	G	AB	R	H	2B	3B	HR	RBI	HBP	BB	SO	SB	CS	AVG	OBP	SLG	OPS	E
2017	West Virginia (A-)	29	96	10	19	3	0	0	6	4	17	41	2	3	.198	.342	.229	.571	5
2018	West Virginia (A)	25	84	14	21	8	1	0	11	2	13	28	1	1	.250	.364	.369	.733	9
	West Virginia (A-)	34	110	16	31	4	1	2	18	0	13	28	1	3	.282	.358	.391	.749	5
2019	Bradenton (A+)	43	162	22	55	16	1	8	26	1	14	50	6	2	.340	.393	.599	.992	9
	Altoona (AA)	58	184	21	48	7	1	5	31	1	24	65	2	1	.261	.346	.391	.737	9
2020		Did not play (no minor league season)																	
2021		Did not play (injured)																	
2022	NW Arkansas (AA)	118	428	77	108	21	1	19	76	10	75	168	11	3	.252	.373	.439	.812	14
<b>MINOR LEAGUE TOTALS</b>		<b>307</b>	<b>1064</b>	<b>160</b>	<b>282</b>	<b>59</b>	<b>5</b>	<b>34</b>	<b>168</b>	<b>18</b>	<b>156</b>	<b>380</b>	<b>23</b>	<b>13</b>	<b>.265</b>	<b>.366</b>	<b>.426</b>	<b>.792</b>	<b>51</b>

## MINOR LEAGUE PLAYER BIOS (CONT.)

### GOMEZ, JHONNY

**RHP**

R/R | 5-11/180

**BORN** 8/27/02 in Valencia, Venezuela

**OPENING DAY AGE** 20

**RESIDES** Valencia, Venezuela

**ACQUIRED** Signed as IFA, 1/20/21

**SIGNING SCOUT** Daniel Guerrero

YEAR	TEAM	W-L	ERA	G	GS	SV	IP	H	R	ER	HR	HB	BB	SO	BB/9	SO/9	AVG
2021	DSL Royals Blue	0-1	3.05	12	0	4	20.2	21	8	7	2	5	6	20	2.6	8.7	.269
2022	DSL Royals Glass	3-0	3.00	12	0	2	21.0	21	10	7	1	2	4	18	1.7	7.7	.250
<b>MINOR LEAGUE TOTALS</b>		<b>3-1</b>	<b>3.02</b>	<b>24</b>	<b>0</b>	<b>6</b>	<b>41.2</b>	<b>42</b>	<b>18</b>	<b>14</b>	<b>3</b>	<b>7</b>	<b>10</b>	<b>38</b>	<b>2.2</b>	<b>8.2</b>	<b>.259</b>

### GONZÁLEZ, ADRIÁN

**RHP**

R/R | 6-2/170

**BORN** 9/30/00 in Vicente Noble, D.R.

**OPENING DAY AGE** 22

**RESIDES** Vicente Noble, D.R.

**ACQUIRED** Signed as IFA, 10/19/18

**SIGNING SCOUT** Edis Perez

**CAREER NOTES: 2021:** Posted a 1.91 ERA (6 ER in 28.1 IP) for the DSL Royals White, the lowest among pitchers with at least 5 games pitched.

YEAR	TEAM	W-L	ERA	G	GS	SV	IP	H	R	ER	HR	HB	BB	SO	BB/9	SO/9	AVG
2019	DSL Royals 1	2-1	4.56	13	0	2	25.2	27	19	13	1	4	5	13	1.8	4.6	.265
2020	Did not play (no minor league season)																
2021	DSL Royals White	2-3	1.91	12	0	0	28.1	21	10	6	1	6	6	20	1.9	6.4	.216
2022	ACL Royals (R)	0-0	6.75	5	0	0	4.0	6	3	3	0	0	5	3	11.3	6.8	.375
<b>MINOR LEAGUE TOTALS</b>		<b>4-4</b>	<b>3.41</b>	<b>30</b>	<b>0</b>	<b>2</b>	<b>58.0</b>	<b>54</b>	<b>32</b>	<b>22</b>	<b>2</b>	<b>10</b>	<b>16</b>	<b>36</b>	<b>2.5</b>	<b>5.6</b>	<b>.251</b>

### GONZÁLEZ, ASBEL

**OF**

R/R | 6-2/170

**BORN** 1/2/06 in Maracay, Venezuela

**OPENING DAY AGE** 17

**RESIDES** Maracay, Venezuela

**ACQUIRED** Signed as IFA, 1/23/23

**SIGNING SCOUTS** A. Garcia/R. Castro

YEAR	TEAM	G	AB	R	H	2B	3B	HR	RBI	HBP	BB	SO	SB	CS	AVG	OBP	SLG	OPS	E
2023	2023 will be his first year in professional ball																		

### GONZÁLEZ, CARLOS

**RHP**

R/R | 6-11/150

**BORN** 2/14/06 in Isla de Margarita, Venezuela

**OPENING DAY AGE** 17

**RESIDES** Isla de Margarita, Venezuela

**ACQUIRED** Signed as IFA, 1/25/23

**SIGNING SCOUTS** J. Gonzalez/R. Castro

YEAR	TEAM	W-L	ERA	G	GS	SV	IP	H	R	ER	HR	HB	BB	SO	BB/9	SO/9	AVG
2023	2023 will be his first year in professional ball																

### GONZÁLEZ, HERARD

**IF**

S/R | 5-11/167

**BORN** 5/16/01 in Villa Vasquez, D.R.

**OPENING DAY AGE** 21

**RESIDES** Villa Vasquez, D.R.

**ACQUIRED** Signed as IFA, 7/6/17

**SIGNING SCOUTS** E. Perez/F. Herrera

**CAREER NOTES: 2021:** Was named the Royals Player of the Month for Columbia in June, after posting a .720 OPS with 2 home runs and 11 RBI in 18 games.

YEAR	TEAM	G	AB	R	H	2B	3B	HR	RBI	HBP	BB	SO	SB	CS	AVG	OBP	SLG	OPS	E
2018	DSL Royals 1	55	167	28	36	4	0	1	15	2	24	42	22	6	.216	.321	.257	.578	6
2019	Surprise (R)	48	159	28	49	1	2	3	24	3	31	37	3	5	.308	.421	.396	.817	6
2020	Did not play (no minor league season)																		
2021	Columbia (A)	90	311	63	73	16	3	7	44	6	62	125	13	5	.235	.367	.373	.740	19
2022	Quad Cities (A+)	113	407	61	97	9	7	9	61	2	65	114	14	8	.238	.343	.361	.704	15
<b>MINOR LEAGUE TOTALS</b>		<b>306</b>	<b>1044</b>	<b>180</b>	<b>255</b>	<b>30</b>	<b>12</b>	<b>20</b>	<b>144</b>	<b>13</b>	<b>182</b>	<b>318</b>	<b>52</b>	<b>24</b>	<b>.244</b>	<b>.359</b>	<b>.353</b>	<b>.712</b>	<b>46</b>

### GONZÁLEZ, RICSON

**C**

R/R | 6-0/170

**BORN** 6/16/05 in El Tigre, Venezuela

**OPENING DAY AGE** 17

**RESIDES** El Tigre, Venezuela

**ACQUIRED** Signed as IFA, 5/10/22

**SIGNING SCOUTS** J. Gonzalez/R. Castro/A. Garcia

YEAR	TEAM	G	AB	R	H	2B	3B	HR	RBI	HBP	BB	SO	SB	CS	AVG	OBP	SLG	OPS	E
2022	DSL Royals Stewart	3	11	0	1	0	0	0	0	1	0	3	0	0	.091	.167	.091	.258	3
	DSL Royals Glass	27	79	8	19	4	0	0	8	3	7	13	1	0	.241	.326	.291	.617	3
<b>MINOR LEAGUE TOTALS</b>		<b>30</b>	<b>90</b>	<b>8</b>	<b>20</b>	<b>4</b>	<b>0</b>	<b>0</b>	<b>8</b>	<b>4</b>	<b>7</b>	<b>16</b>	<b>1</b>	<b>0</b>	<b>.222</b>	<b>.307</b>	<b>.267</b>	<b>.574</b>	<b>6</b>

### GONZÁLEZ, WILLIAMS

**RHP**

R/R | 6-0/190

**BORN** 12/6/00 in Anzoategui, Venezuela

**OPENING DAY AGE** 22

**RESIDES** Anzoategui, Venezuela

**ACQUIRED** Signed as IFA, 7/24/19

**SIGNING SCOUT** Edis Perez

YEAR	TEAM	W-L	ERA	G	GS	SV	IP	H	R	ER	HR	HB	BB	SO	BB/9	SO/9	AVG
2020	Did not play (no minor league season)																
2021	DSL Royals White	1-0	6.75	3	0	0	5.1	7	4	4	0	2	4	7	6.8	11.8	.304
	DSL Royals Blue	1-0	2.95	7	6	0	21.1	18	9	7	2	3	5	18	2.1	7.6	.222
2022	Did not play (injured)																
<b>MINOR LEAGUE TOTALS</b>		<b>2-0</b>	<b>3.71</b>	<b>10</b>	<b>6</b>	<b>0</b>	<b>26.2</b>	<b>25</b>	<b>13</b>	<b>11</b>	<b>2</b>	<b>5</b>	<b>9</b>	<b>25</b>	<b>3.0</b>	<b>8.4</b>	<b>.240</b>

## MINOR LEAGUE PLAYER BIOS (CONT.)

### GOVERN, JIMMY

IF

R/R | 5-10/185

BORN 12/11/96 in Libertyville, Ill.

OPENING DAY AGE 26

RESIDES Libertyville, Ill.

ACQUIRED 30th Round, 2019 Draft

SIGNING SCOUT Scott Melvin

**CAREER NOTES:** 2015: Graduated from Libertyville High School (Ill.), where he was named to the IHSCBA All-State team as a senior...2016-19: Attended Eastern Illinois University (Ill.), where he earned first team All-Ohio Valley Conference honors as the second baseman during his senior season, and ranked among the conference leaders in runs (67, 1st), total bases (142, 2nd), home runs (16, 3rd) slugging percentage (.618, 4th) and doubles (16, 5th)...2019: Hit for the cycle on March 13 vs. Alabama State and had a 2-homer, 5-RBI game on May 18 vs. VMI...named Surprise Player of the Year in his pro debut after leading the Arizona League in on-base percentage (.492) and OPS (1.120), while ranking among the league leaders in doubles (17, tied for 2nd), walks (34, tied for 2nd), batting average (.365, 3rd), extra-base hits (26, tied for 3rd), slugging percentage (.628, 4th) and total bases (98, 4th)...named to the Arizona League postseason All-Star team and was promoted to Omaha (AAA) for 6 games, where he hit home runs on back-to-back days from Sept. 1-2.

YEAR	TEAM	G	AB	R	H	2B	3B	HR	RBI	HBP	BB	SO	SB	CS	AVG	OBP	SLG	OPS	E
2019	Idaho Falls (R)	3	12	1	1	1	0	0	2	0	0	4	0	0	.083	.083	.167	.250	0
	Surprise (R)	46	156	33	57	17	3	6	33	7	34	20	6	3	.365	.492	.628	1.120	8
	Omaha (AAA)	6	21	3	7	1	0	2	5	0	6	0	0	0	.333	.333	.667	1.000	0
2020																			
Did not play (no minor league season)																			
2021	Quad Cities (A+)	41	147	23	46	13	0	4	27	4	8	24	3	0	.313	.365	.483	.848	6
	NW Arkansas (AA)	44	144	19	31	8	0	6	23	3	11	34	2	1	.215	.281	.396	.677	3
	Omaha (AAA)	7	26	1	7	2	0	1	3	0	1	3	1	0	.269	.296	.462	.758	1
2022	Omaha (AAA)	64	216	29	47	13	2	6	22	3	12	52	3	1	.218	.267	.380	.647	8
MINOR LEAGUE TOTALS		211	722	109	196	55	5	25	115	17	66	143	15	5	.271	.344	.465	.809	26

### GUERRERO, TYSON

LHP

L/L | 6-1/188

BORN 2/16/99 in Chehalis, Wash.

OPENING DAY AGE 24

RESIDES Chehalis, Wash.

ACQUIRED 12th Round, 2021 Draft

SIGNING SCOUT Joe Ross

**CAREER NOTES:** 2018: Graduated W.F. West High School (Wash.), where he earned Evergreen Conference MVP honors as a junior in 2017 after posting a 1.02 ERA and 44 strikeouts in 271 innings...that included a 15-strikeout game, a no-hitter and a 12-strikeout game to lead his team to the 2A state title game...he went 7-0 with a 1.17 ERA and threw a no-hitter with 12 strikeouts in the 3rd-place game of the State playoffs as a senior...2019: Was a two-way player at Washington State University, where he went 1-2 with a 3.63 ERA (14 ER in 34.2 IP) in 19 outings and hit .277 (26-for-94)...2020: Spent the season at Lower Columbia College (Wash.), where he went 1-0 with a 1.80 ERA and 20 strikeouts in 2 starts, including 15 strikeouts in a 6.0-inning start...2021: Ranked 3rd among qualified Pac-12 pitchers and led his team with a 2.96 ERA (18 ER in 54.2 IP) as a redshirt sophomore...pitched in 9 games (7 starts) in his first professional season, finishing the year with Class-A Columbia, where he made 3 starts.

YEAR	TEAM	W-L	ERA	G	GS	SV	IP	H	R	ER	HR	HB	BB	SO	BB/9	SO/9	AVG
2021	ACL Royals Gold (R)	1-0	0.00	1	0	0	2.0	2	0	0	0	0	0	2	0.0	9.0	.286
	ACL Royals Blue (R)	0-0	2.25	5	4	0	8.0	6	2	2	0	0	4	12	4.5	13.5	.231
	Columbia (A)	0-1	9.00	3	3	0	7.0	10	7	7	2	1	4	6	5.1	7.7	.323
2022	Quad Cities (A+)	0-3	6.17	6	6	0	23.1	24	19	16	5	1	10	22	3.9	8.5	.258
MINOR LEAGUE TOTALS		1-4	5.58	15	13	0	40.1	42	28	25	7	2	18	42	4.0	9.4	.268

### GUITERREZ, JOSÉ

RHP

R/R | 6-1/160

BORN 5/24/03 in Guayana, Venezuela

OPENING DAY AGE 19

RESIDES Guayana, Venezuela

ACQUIRED Signed as IFA, 12/15/21

SIGNING SCOUT Joelvis Gonzalez

YEAR	TEAM	W-L	ERA	G	GS	SV	IP	H	R	ER	HR	HB	BB	SO	BB/9	SO/9	AVG
2022	DSL Royals Glass	0-2	4.50	3	2	0	10.0	14	7	5	1	0	2	11	1.8	9.9	.318
	DSL Royals Stewart	0-1	1.17	4	3	0	7.2	1	1	1	0	0	0	3	0.0	3.5	.040
MINOR LEAGUE TOTALS		0-3	3.06	7	5	0	17.2	15	8	6	1	0	2	14	1.0	7.1	.217

### GUZMÁN, DIEGO

IF

R/R | 6-1/170

BORN 9/12/03 in Barcelona, Venezuela

OPENING DAY AGE 19

RESIDES Puerto La Cruz, Venezuela

ACQUIRED Signed as IFA, 1/15/21

SIGNING SCOUTS A. Garcia/J. Gonzalez

YEAR	TEAM	G	AB	R	H	2B	3B	HR	RBI	HBP	BB	SO	SB	CS	AVG	OBP	SLG	OPS	E
2021	ACL Royals Blue (R)	31	85	12	19	4	0	1	8	2	12	40	3	2	.224	.333	.306	.639	10
2022	ACL Royals (R)	34	111	10	22	3	3	1	12	1	12	43	3	3	.198	.282	.306	.588	8
MINOR LEAGUE TOTALS		65	196	22	41	7	3	2	20	3	24	83	6	5	.209	.305	.306	.611	18

### GUZMÁN, FRANQUELY

RHP

R/R | 6-3/220

BORN 5/12/03 in Monte Plata, D.R.

OPENING DAY AGE 19

RESIDES Monte Plata, D.R.

ACQUIRED Signed as IFA, 1/20/22

SIGNING SCOUT Nicolas Bautista

YEAR	TEAM	W-L	ERA	G	GS	SV	IP	H	R	ER	HR	HB	BB	SO	BB/9	SO/9	AVG
2023	2023 will be his first year in professional ball																

## MINOR LEAGUE PLAYER BIOS (CONT.)

### GUZMÁN, JEISON

**OF**

L/R | 6-2/180

**BORN** 10/8/98 in Santo Domingo, D.R.

**OPENING DAY AGE** 24

**ACQUIRED** Signed as MiLB FA, 8/10/22

**SIGNING SCOUT** Edis Perez

**ML SERVICE/OPT. LEFT:** 0.011/2

**CAREER NOTES:** **2016:** Split his first professional season between the DSL Royals and Surprise, and finished tied for 2nd in the Arizona League with 35 runs scored...**2018:** Recorded 26 stolen bases between rookie-level Burlington and Class-A Lexington despite missing a month of action with a right shoulder injury...**2019:** Named the Lexington Player of the Year after hitting .253 (114-for-450) with 35 extra-base hits and 15 stolen bases in 121 games...was selected to the Major League roster on Nov. 20...**2020:** Spent the majority of the season at the Alternate Training site, but was recalled on Aug. 11 for three days before being optioned back on Aug. 14 without appearing in a game...was non-tendered on Dec. 2 but re-signed as a minor league free agent on Dec. 17...**2021:** Received his second invitation to Major League Spring Training (1st as a non-roster invitee) and played in 66 games between High-A Quad Cities (34 games) and Double-A Arkansas (32), recording 68 combined hits...was declared a minor league free agent on Nov. 7 and signed a minor league contract with Arizona on Nov. 24...**2022:** Appeared in just 8 games with Double-A Amarillo due to injuries and was released on June 5, but re-signed with Kansas City on Aug. 10...after 3 games in the Arizona League, reported to Double-A Northwest Arkansas where he played in 14 games to finish the year...played for the Estrellas Orientales of the Dominican Winter League.

YEAR	TEAM	G	AB	R	H	2B	3B	HR	RBI	HBP	BB	SO	CS	AVG	OBP	SLG	OPS	E	
2016	Surprise (R)	45	188	35	49	9	5	1	19	1	18	44	5	.261	.329	.378	.707	23	
	DSL Royals	9	35	4	6	2	0	0	0	0	3	6	2	.171	.237	.229	.466	3	
2017	Burlington (R)	54	193	21	40	4	2	0	15	2	21	45	3	.207	.286	.249	.535	16	
2018	Burlington (R)	25	106	17	50	1	1	2	8	0	12	16	14	.283	.356	.368	.724	10	
	Lexington (A)	60	209	27	50	11	3	2	21	4	18	58	12	.239	.312	.349	.661	22	
2019	Lexington (A)	121	450	51	114	23	5	7	48	3	25	98	15	.253	.296	.373	.669	33	
2020	Did not play (no minor league season)																		
2021	Quad Cities (A+)	34	142	25	41	11	1	4	22	3	12	35	9	.289	.352	.465	.817	8	
	NW Arkansas (AA)	32	125	17	27	8	0	2	15	2	6	41	2	.216	.263	.328	.591	4	
2022	ACL Royals (R)	3	10	1	2	0	0	0	0	0	1	4	0	.200	.273	.200	.473	2	
	Amarillo (AA)	8	24	3	7	2	0	1	1	1	1	6	1	.292	.346	.500	.846	2	
	NW Arkansas (AA)	14	45	8	10	1	0	1	5	0	9	18	1	.222	.352	.311	.663	6	
<b>MINOR LEAGUE TOTALS</b>		<b>405</b>	<b>1527</b>	<b>209</b>	<b>376</b>	<b>72</b>	<b>17</b>	<b>20</b>	<b>154</b>	<b>16</b>	<b>126</b>	<b>371</b>	<b>64</b>	<b>.31</b>	<b>.246</b>	<b>.309</b>	<b>.355</b>	<b>.664</b>	<b>129</b>

### HAAKE, ZACH

**RHP**

R/R | 6-4/211

**BORN** 10/8/96 in Belleville, Ill.

**OPENING DAY AGE** 26

**RESIDES** Breese, Ill.

**ACQUIRED** 6th Round, 2018 Draft

**SIGNING SCOUT** Mike Farrell

**CAREER NOTES:** **2015:** Graduated from Mater Dei Catholic High School (Ill.), where he was a four-year letterman...**2016:** Began his collegiate career at Arkansas State...**2017:** Transferred to John A. Logan Junior College, where he went 8-1 with a 2.52 ERA (22 ER in 78.2 IP) and 91 strikeouts (10.4 K/9)...**2018:** Entered the year No. 54 among *Baseball America's* draft prospects...transferred to the University of Kentucky, where he made 15 appearances (6 starts) with 36 strikeouts in 34.0 innings...**2019:** Allowed 1 earned run or fewer in each of his first 6 starts with Lexington, a stretch in which he went 1-3 despite a 1.48 ERA (5 ER in 30.1 IP)...recorded a career-high 12 strikeouts with no walks over 6.0 innings on April 27 vs. Greenville...recorded 14.0 consecutive scoreless innings over 3 starts from July 25-Aug. 6...had a 1.74 ERA (2 ER in 10.1 IP) in 2 postseason starts, including 6.0 scoreless, no-hit innings in Lexington's South Atlantic League title-clinching Game 4...**2021:** Threw 2.1 hitless innings, with 4 strikeouts, in the High-A Central clinching Game 5 vs. Cedar Rapids, earning the win...pitched for Surprise in the Arizona Fall League, covering 16.1 innings, striking out 14...last name is pronounced "hockey."

YEAR	TEAM	W-L	ERA	G	GS	SV	IP	H	R	ER	HR	HB	BB	SO	BB/9	SO/9	AVG
2018	Surprise (R)	0-0	1.86	5	4	0	9.2	7	2	2	1	1	2	10	1.9	9.3	.200
	Idaho Falls (R)	0-0	1.59	2	2	0	5.2	2	1	1	0	0	2	4	3.2	6.4	.111
2019	Idaho Falls (R)	4-6	0.00	1	1	0	4.1	2	0	0	0	1	3	4	6.2	8.3	.154
	Lexington (A)	0-0	2.85	18	18	0	75.2	60	32	24	2	2	36	90	4.3	10.7	.221
2020	Did not play (no minor league season)																
2021	ACL Royals Gold (R)	0-0	0.00	2	2	0	4.0	1	0	0	0	0	1	6	2.3	13.5	.077
	ACL Royals Blue (R)	0-0	2.25	2	2	0	4.0	4	2	1	0	0	0	5	0.0	11.3	.286
	Quad Cities (A+)	4-1	3.74	11	10	0	45.2	35	20	19	9	1	22	47	4.3	9.3	.208
2022	ACL Royals (R)	0-0	3.60	2	1	0	5.0	5	2	2	1	0	0	8	0.0	14.4	.238
	Quad Cities (A+)	0-1	2.38	4	4	0	11.1	10	6	3	1	0	3	11	2.4	8.7	.222
	NW Arkansas (AA)	1-1	5.45	14	1	0	33.0	39	21	20	3	2	17	30	4.6	8.2	.289
	Omaha (AAA)	1-1	6.75	5	1	0	6.2	10	9	5	0	0	8	10	10.8	13.5	.333
<b>MINOR LEAGUE TOTALS</b>		<b>10-10</b>	<b>3.38</b>	<b>66</b>	<b>46</b>	<b>0</b>	<b>205.0</b>	<b>175</b>	<b>95</b>	<b>77</b>	<b>17</b>	<b>7</b>	<b>94</b>	<b>225</b>	<b>4.1</b>	<b>9.9</b>	<b>.229</b>

## MINOR LEAGUE PLAYER BIOS (CONT.)

### HALLIGAN, PATRICK

RHP

R/R | 6-6/235

BORN 10/4/99 in Vienna, Va.

OPENING DAY AGE 23

RESIDES Vienna, Va.

ACQUIRED 13th Round, 2021 Draft

SIGNING SCOUT Mark Leavitt

**CAREER NOTES:** 2018: Graduated from George C. Marshall High School (Va.), where he was named First-Team All-Conference as a junior and senior...2019: As a freshman at George Mason University, he tied for the team lead in wins (4), was 2nd in starts (11) and 3rd in innings (57.1) and strikeouts (34)...2021: Went 7-3 with a 1.87 ERA and 109 strikeouts in 81.2 innings at Pensacola State College, and was named First-Team All-Panhandle Conference...appeared in 10 games in his first professional season, including five with Class-A Columbia, where he struck out 12 batters in 9.1 innings.

YEAR	TEAM	W-L	ERA	G	GS	SV	IP	H	R	ER	HR	HB	BB	SO	BB/9	SO/9	AVG
2021	ACL Royals Gold (R)	0-0	0.00	1	0	0	2.0	1	0	0	0	0	1	2	4.5	9.0	.143
	ACL Royals Blue (R)	0-0	3.60	4	1	0	5.0	10	3	2	0	0	2	5	3.6	9.0	.400
	Columbia (A)	0-1	6.75	5	0	1	9.1	13	9	7	2	1	5	12	4.8	11.6	.342
2022	Columbia (A)	0-2	7.15	3	0	0	11.1	14	9	9	2	2	2	9	1.6	7.2	.286
	Quad Cities (A+)	1-5	5.34	23	4	0	55.2	66	37	33	12	1	12	39	1.9	6.3	.292
	Omaha (AAA)	0-0	0.00	1	0	0	2.1	1	0	0	0	0	0	3	0.0	11.6	.143
MINOR LEAGUE TOTALS		1-8	5.36	37	5	1	85.2	105	58	51	16	4	22	70	2.3	7.4	.298

### HARM, PARKER

LHP

L/L | 6-2/200

BORN 2/2/97 in Mandan, N.D.

OPENING DAY AGE 26

RESIDES Fargo, N.D.

ACQUIRED Signed as MiLB FA, 7/25/21

SIGNING SCOUT Matt Price

**CAREER NOTES:** 2022: Pitched in 11 games for the Brisbane Bandits in the Australian Winter League, going 1-1 with a 3.21 ERA (5 ER in 14.0 IP).

YEAR	TEAM	W-L	ERA	G	GS	SV	IP	H	R	ER	HR	HB	BB	SO	BB/9	SO/9	AVG
2021	ACL Royals Gold (R)	0-1	7.02	9	1	1	16.2	22	15	13	2	3	5	22	2.7	11.9	.314
	ACL Royals Blue (R)	1-0	0.00	1	0	0	2.1	1	0	0	0	0	1	4	3.9	15.4	.125
2022	ACL Royals (R)	0-0	13.50	2	0	0	2.0	1	3	3	1	0	2	4	9.0	18.0	.111
	Quad Cities (A+)	0-2	6.23	15	0	0	21.2	14	19	15	0	8	21	28	8.7	11.6	.187
MINOR LEAGUE TOTALS		1-3	6.54	27	1	1	42.2	38	37	31	3	11	29	58	6.1	12.2	.235

### HAYES, KYLE

C

R/R | 6-2/205

BORN 10/8/97 in Falls Church, Va.

OPENING DAY AGE 25

RESIDES Vienna, Va.

ACQUIRED Signed as MiLB FA, 1/26/22

**CAREER NOTES:** 2017-20: Played four seasons at James Madison University, where he earned the Athletic Director's Scholar Athlete Award as a freshman...posted a 1.000 fielding percentage in 34 games as a junior...2021: Played one season at George Mason University as a fifth-year senior, and was named to the Atlantic 10 Commissioner's Honor Roll and hit .271 (26-for-96)...played for the Great Falls Voyagers in the Independent Pioneer League prior to signing with Kansas City.

YEAR	TEAM	G	AB	R	H	2B	3B	HR	RBI	HBP	BB	SO	SB	CS	AVG	OBP	SLG	OPS	E
2022	Columbia (A)	25	73	5	10	2	0	2	8	4	9	30	1	0	.137	.267	.247	.514	0
	Quad Cities (A+)	4	13	0	0	0	0	0	2	1	5	0	0	0	.000	.188	.000	.188	0
MINOR LEAGUE TOTALS		29	86	5	10	2	0	2	8	6	10	35	1	0	.116	.255	.209	.464	0

### HERBOLD, BRANDON

LHP

L/L | 6-6/180

BORN 8/10/04 in Rotterdam, Netherlands

OPENING DAY AGE 18

RESIDES Amsterdam, Netherlands

ACQUIRED Signed as IFA, 1/16/23

SIGNING SCOUT Nick Leto

YEAR	TEAM	W-L	ERA	G	GS	SV	IP	H	R	ER	HR	HB	BB	SO	BB/9	SO/9	AVG
2023	2023 will be his first year in professional ball																

### HERNANDEZ, BEN (DAVID)

RHP

R/R | 6-2/210

BORN 7/1/01 in Chicago, Ill.

OPENING DAY AGE 21

RESIDES Chicago, Ill.

ACQUIRED 2nd Round, 2020 Draft

SIGNING SCOUT Scott Melvin

**CAREER NOTES:** 2020: Graduated from De Le Salle Institute (Ill.), where he went 4-2 with a 1.81 ERA and 67 strikeouts in 45.0 innings as a junior in 2019...did not pitch in 2020 due to the COVID-19 outbreak...named the "best pitcher" in the inaugural Prospect Development Pipeline League, according to MLB.com, in which he recorded 6.0 hitless innings over 3 outings...struck out the side in the 9th inning of the 2019 Under Armour All-America Game...was committed to the University of Illinois at Chicago before signing with Kansas City.

YEAR	TEAM	W-L	ERA	G	GS	SV	IP	H	R	ER	HR	HB	BB	SO	BB/9	SO/9	AVG
2020	Did not play (no minor league season)																
2021	ACL Royals Gold (R)	0-0	4.50	3	3	0	4.0	5	2	2	0	0	0	2	0.0	4.5	.313
	Columbia (A)	1-2	4.31	9	9	0	31.1	32	15	15	2	4	17	31	4.9	8.9	.271
2022	Columbia (A)	1-7	5.38	23	23	0	77.0	83	56	46	7	9	40	71	4.7	8.3	.280
MINOR LEAGUE TOTALS		2-9	5.05	35	35	0	112.1	120	73	63	9	13	57	104	4.6	8.3	.279

## MINOR LEAGUE PLAYER BIOS (CONT.)

### HERNÁNDEZ, JORGE

**C**

L/R   6-0/180	<b>BORN</b> 12/20/05 in Guadalajara, México	<b>OPENING DAY AGE</b> 17														
<b>RESIDES</b> Guadalajara, México	<b>ACQUIRED</b> Signed as IFA, 1/17/23	<b>SIGNING SCAOUT</b> Manuel Samaniego														
<b>YEAR TEAM</b>	<b>G</b> <b>AB</b> <b>R</b> <b>H</b> <b>2B</b> <b>3B</b> <b>HR</b> <b>RBI</b> <b>HBP</b> <b>BB</b> <b>SO</b> <b>SB</b> <b>CS</b> <b>AVG</b> <b>OBP</b> <b>SLG</b> <b>OPS</b> <b>E</b>															
<b>2023</b>	2023 will be his first year in professional ball															

### HERNÁNDEZ, MIGUEL

**RHP**

R/R   6-0/174	<b>BORN</b> 10/26/01 in Bani, D.R.	<b>OPENING DAY AGE</b> 21														
<b>RESIDES</b> Santo Domingo, D.R.	<b>ACQUIRED</b> Signed as IFA, 9/2/19	<b>SIGNING SCAOUTS</b> D. Guerrero/O. Estevez														
<b>YEAR TEAM</b>	<b>W-L</b> <b>ERA</b> <b>G</b> <b>GS</b> <b>SV</b> <b>IP</b> <b>H</b> <b>R</b> <b>ER</b> <b>HR</b> <b>HB</b> <b>BB</b> <b>SO</b> <b>BB/9</b> <b>SO/9</b> <b>AVG</b>															
<b>2020</b>	Did not play (no minor league season)															
<b>2021 DSL Royals Blue</b>	1-0	3.95	8	0	3	13.2	16	6	6	1	4	3	8	2.0	5.3	.271
<b>2022 ACL Royals (R)</b>	0-0	7.71	5	0	0	4.2	7	5	4	1	0	2	4	3.9	7.7	.318
<b>MINOR LEAGUE TOTALS</b>	<b>1-0</b>	<b>4.91</b>	<b>13</b>	<b>0</b>	<b>3</b>	<b>18.1</b>	<b>23</b>	<b>11</b>	<b>10</b>	<b>2</b>	<b>4</b>	<b>5</b>	<b>12</b>	<b>2.5</b>	<b>5.9</b>	<b>.284</b>

### HERNÁNDEZ, OMAR

**C**

S/R   6-11/170	<b>BORN</b> 10/10/01 in La Habana, Cuba	<b>OPENING DAY AGE</b> 21																
<b>RESIDES</b> Barcelona, Spain	<b>ACQUIRED</b> Signed as IFA, 8/17/18	<b>SIGNING SCAOUTS</b> N. Leto/R. Francisco																
<b>YEAR TEAM</b>	<b>G</b> <b>AB</b> <b>R</b> <b>H</b> <b>2B</b> <b>3B</b> <b>HR</b> <b>RBI</b> <b>HBP</b> <b>BB</b> <b>SO</b> <b>SB</b> <b>CS</b> <b>AVG</b> <b>OBP</b> <b>SLG</b> <b>OPS</b> <b>E</b>																	
<b>2019 Surprise (R)</b>	36	131	21	38	7	1	0	16	4	8	20	2	1	.290	.345	.359	.704	8
<b>2020</b>	Did not play (no minor league season)																	
<b>2021 Columbia (A)</b>	69	241	21	42	11	2	3	20	2	17	68	3	0	.174	.233	.274	.507	6
<b>2022 Columbia (A)</b>	85	320	40	74	15	1	1	31	2	26	78	18	3	.231	.292	.294	.586	9
<b>MINOR LEAGUE TOTALS</b>	<b>190</b>	<b>692</b>	<b>82</b>	<b>154</b>	<b>33</b>	<b>4</b>	<b>4</b>	<b>67</b>	<b>8</b>	<b>51</b>	<b>166</b>	<b>23</b>	<b>4</b>	<b>.223</b>	<b>.282</b>	<b>.299</b>	<b>.581</b>	<b>23</b>

### HERRERA, AGUSTIN

**LHP**

L/L   6-2/165	<b>BORN</b> 12/22/04 in Piedras Negras, México	<b>OPENING DAY AGE</b> 18														
<b>RESIDES</b> Piedras Negras, México	<b>ACQUIRED</b> Signed as IFA, 1/25/22	<b>SIGNING SCAOUTS</b> M. Samaniego/L. Ortiz														
<b>YEAR TEAM</b>	<b>W-L</b> <b>ERA</b> <b>G</b> <b>GS</b> <b>SV</b> <b>IP</b> <b>H</b> <b>R</b> <b>ER</b> <b>HR</b> <b>HB</b> <b>BB</b> <b>SO</b> <b>BB/9</b> <b>SO/9</b> <b>AVG</b>															
<b>2022</b>	Did not play (injured)															

### HERRERA, EDUARDO

**RHP**

S/R   5-9/200	<b>BORN</b> 1/5/00 in Tucupido, Venezuela	<b>OPENING DAY AGE</b> 23
<b>RESIDES</b> Tucupido, Venezuela	<b>ACQUIRED</b> Trade w/ Diamondbacks, 4/17/21	<b>SIGNING SCAOUT</b> Andrés García (AZ)

**CAREER NOTES: 2016:** Signed by Arizona as an international free agent and played as a catcher and infielder for the DSL Diamondbacks from 2017-18...**2019:** Converted to a right-handed pitcher and struck out 38 batters in 23.2 innings (14.5 K/9) across 22 relief appearances between the Arizona League and Class-A Hillsboro...**2021:** Did not pitch after being acquired by Kansas City from Arizona in exchange for outfielder Nick Heath, due to a right arm injury.

<b>YEAR TEAM</b>	<b>G</b> <b>AB</b> <b>R</b> <b>H</b> <b>2B</b> <b>3B</b> <b>HR</b> <b>RBI</b> <b>HBP</b> <b>BB</b> <b>SO</b> <b>SB</b> <b>CS</b> <b>AVG</b> <b>OBP</b> <b>SLG</b> <b>OPS</b> <b>E</b>																	
<b>2017 DSL D-backs 2</b>	27	72	9	13	1	0	0	6	5	10	19	3	1	.181	.322	.194	.516	5
<b>2018 DSL D-backs 2</b>	42	106	15	24	4	5	0	11	4	25	28	9	3	.226	.390	.358	.748	9
<b>MINOR LEAGUE TOTALS</b>	<b>69</b>	<b>178</b>	<b>24</b>	<b>37</b>	<b>5</b>	<b>5</b>	<b>0</b>	<b>17</b>	<b>9</b>	<b>35</b>	<b>47</b>	<b>12</b>	<b>4</b>	<b>.208</b>	<b>.363</b>	<b>.292</b>	<b>.655</b>	<b>14</b>
<b>YEAR TEAM</b>	<b>W-L</b> <b>ERA</b> <b>G</b> <b>GS</b> <b>SV</b> <b>IP</b> <b>H</b> <b>R</b> <b>ER</b> <b>HR</b> <b>HB</b> <b>BB</b> <b>SO</b> <b>BB/9</b> <b>SO/9</b> <b>AVG</b>																	
<b>2018 DSL D-backs 2</b>	0-0	4.50	2	0	0	2.0	2	1	1	0	1	2	2	9.0	9.0	.250		
<b>2019 AZL D-backs</b>	0-0	0.00	3	0	3	3.2	1	0	0	0	1	0	11	0.0	27.0	.083		
<b>Hillsboro (A)</b>	0-1	5.40	19	0	8	20.0	12	12	12	1	3	17	27	7.7	12.2	.174		
<b>2020</b>	Did not play (no minor league season)																	
<b>2021</b>	Did not play (injured)																	
<b>2022 ACL Royals (R)</b>	0-0	0.00	1	0	1	1.0	1	0	0	0	1	0	3	0.0	27.0	.250		
<b>Columbia (A)</b>	0-0	0.00	1	0	0	2.0	0	0	0	0	0	2	3	9.0	13.5	.000		
<b>MINOR LEAGUE TOTALS</b>	<b>0-1</b>	<b>4.08</b>	<b>26</b>	<b>0</b>	<b>12</b>	<b>28.2</b>	<b>16</b>	<b>13</b>	<b>13</b>	<b>1</b>	<b>6</b>	<b>21</b>	<b>46</b>	<b>6.6</b>	<b>14.4</b>	<b>.162</b>		

### HERRERA, JORGE

**RHP**

R/R   6-0/160	<b>BORN</b> 5/15/03 in Arjona, Colombia	<b>OPENING DAY AGE</b> 19														
<b>RESIDES</b> Arjona, Colombia	<b>ACQUIRED</b> Signed as IFA, 12/15/21	<b>SIGNING SCAOUTS</b> R. Miranda/O. Estevez														
<b>YEAR TEAM</b>	<b>W-L</b> <b>ERA</b> <b>G</b> <b>GS</b> <b>SV</b> <b>IP</b> <b>H</b> <b>R</b> <b>ER</b> <b>HR</b> <b>HB</b> <b>BB</b> <b>SO</b> <b>BB/9</b> <b>SO/9</b> <b>AVG</b>															
<b>2022</b>	Did not play (injured)															

### HICKLEN, BREWER

**OF**

See page 108

## MINOR LEAGUE PLAYER BIOS (CONT.)

### HOFFMANN, ANDREW

**RHP**

R/R | 6-5/205

**BORN** 2/2/00 in Joliet, Ill.

**OPENING DAY AGE** 23

**RESIDES** Plainfield, Ill.

**ACQUIRED** Trade w/ Braves, 7/11/22

**CAREER NOTES:** **2018:** Graduated from Plainfield East High School (Ill.)...**2019:** Attended the University of Oakland...**2020:** Transferred to John A. Logan Community College (Ill.), where he went 5-0 with a 2.08 ERA in 5 starts...**2021:** Transferred to the University of Illinois, where he led the team with a 2.87 ERA in 11 starts with 65 strikeouts to just 15 walks...he was selected by the Atlanta Braves in the 12th round of the 2021 First-Year Player Draft...reported to Class-A Augusta and went 2-2 with a 2.73 ERA (9 ER in 29.2 IP) with 37 strikeouts in his first pro season...**2022:** Began the year with High-A Rome and went 7-2 with a 2.36 ERA (21 ER in 80.0 IP) with 90 strikeouts before being acquired by Kansas City from Atlanta as part of a three-player trade with outfielder Drew Waters and infielder C.J. Alexander, in exchange for a Competitive Balance pick (No. 35 overall) in the 2022 Draft on July 11...reported to Double-A Northwest Arkansas, where he made 9 starts, striking out 30 batters while he issued 20 walks in 39.1 innings of work with the Naturals...was named a *Baseball America* High-A All-Star as a starting pitcher for his work with High-A Rome prior to the trade.

YEAR	TEAM	W-L	ERA	G	GS	SV	IP	H	R	ER	HR	HB	BB	SO	BB/9	SO/9	AVG
2021	Augusta (A)	2-2	2.73	7	7	0	29.2	21	10	9	2	0	8	37	2.4	11.2	.198
2022	Rome (A+)	7-2	2.36	15	15	0	80.0	63	23	21	9	1	21	90	2.4	10.1	.217
	NW Arkansas (AA)	2-4	6.64	9	9	0	39.1	50	32	29	5	3	20	30	4.6	6.9	.313
<b>MINOR LEAGUE TOTALS</b>		<b>11-8</b>	<b>3.56</b>	<b>31</b>	<b>31</b>	<b>0</b>	<b>149.0</b>	<b>134</b>	<b>65</b>	<b>59</b>	<b>16</b>	<b>4</b>	<b>49</b>	<b>157</b>	<b>3.0</b>	<b>9.5</b>	<b>.241</b>

### HOLLIE, DAVID

**OF**

R/R | 6-2/190

**BORN** 10/25/99 in Hephzibah, Ga.

**OPENING DAY AGE** 23

**RESIDES** Hephzibah, Ga.

**ACQUIRED** 37th Round, 2018 Draft

**SIGNING SCOUT** Nick Hamilton

**CAREER NOTES:** **2018:** Graduated from Cross Creek High School (Ga.), where he hit .522 (40-for-75) with 15 extra-base hits, 25 RBI and 16 stolen bases in 27 games as a senior...in 93 games during his high school career, he hit .465 (131-for-282) with 21 HR and 111 RBI...was committed to play at Georgia Southern University before signing with Kansas City...**2019:** Named Appalachian League Player of the Week for the period of July 15-21, a stretch in which he hit .467 (7-for-15) with 10 runs scored, 4 home runs and 7 RBI in 5 games...**2022:** Played for Los Atlanticos in the Panamanian Winter League.

YEAR	TEAM	G	AB	R	H	2B	3B	HR	RBI	HBP	BB	SO	SB	CS	AVG	OBP	SLG	OPS	E
2018	Surprise (R)	38	129	11	29	6	2	2	19	0	12	42	4	2	.225	.289	.349	.638	2
2019	Burlington (R)	45	166	22	27	7	1	6	25	8	13	87	2	1	.163	.255	.325	.580	1
2020	Did not play (no minor league season)																		
2021	ACL Royals Blue (R)	33	78	13	14	3	0	3	12	4	14	51	4	2	.179	.333	.333	.666	0
2022	ACL Royals (R)	9	28	8	8	2	0	1	6	0	7	10	1	0	.286	.429	.464	.893	1
	Columbia (A)	32	108	19	26	6	2	3	13	4	9	50	8	1	.241	.320	.417	.737	2
<b>MINOR LEAGUE TOTALS</b>		<b>157</b>	<b>509</b>	<b>73</b>	<b>104</b>	<b>24</b>	<b>5</b>	<b>15</b>	<b>75</b>	<b>16</b>	<b>55</b>	<b>240</b>	<b>19</b>	<b>6</b>	<b>.204</b>	<b>.300</b>	<b>.360</b>	<b>.660</b>	<b>6</b>

### JENSEN, CARTER

**C**

L/R | 6-1/210

**BORN** 7/3/03 in Kansas City, Mo.

**OPENING DAY AGE** 19

**RESIDES** Kansas City, Mo.

**ACQUIRED** 3rd Round, 2021 Draft

**SIGNING SCOUT** Matt Price

**CAREER NOTES:** **2021:** Graduated from Park Hill Senior High School (Mo.), where he was named a Perfect Game Preseason All-American as a senior...he had been committed to play baseball at Louisiana State University before signing with Kansas City...he became the highest-drafted catcher by the Royals since MJ Melendez was selected in the 2nd round (52nd overall) in 2017 out of Westminster High School (Fla.)...played in 19 games in the Arizona Complex League, batting .281 (16-for-57) with 4 extra-base hits, 7 RBI and 4 stolen bases...connected for a walk-off, 3-run home run in his professional debut on Aug. 10 vs. the ACL Rangers...**2022:** Earned Class-A Carolina League All-Star and Columbia Player of the Year honors in his second professional season, slashing .226/.363/.382 (89-for-393) while recording 66 runs scored, 24 doubles, 11 home runs, 50 RBI, 83 walks (ranked 3rd in the Carolina League) and 8 stolen bases...per *FanGraphs*, he became the first 18-year-old in the minors since 2006 (since data is available) to record at least 10 home runs and at least 80 walks in a single season.

YEAR	TEAM	G	AB	R	H	2B	3B	HR	RBI	HBP	BB	SO	SB	CS	AVG	OBP	SLG	OPS	E
2021	ACL Royals Blue (R)	1	2	1	1	1	0	0	0	0	0	1	0	0	.500	.500	1.000	1.500	0
	ACL Royals Gold (R)	18	55	8	15	1	1	1	7	0	10	19	4	0	.273	.385	.382	.767	1
2022	Columbia (A)	113	393	66	89	24	2	11	50	4	83	103	8	6	.226	.363	.382	.745	10
<b>MINOR LEAGUE TOTALS</b>		<b>132</b>	<b>450</b>	<b>75</b>	<b>105</b>	<b>26</b>	<b>3</b>	<b>12</b>	<b>57</b>	<b>4</b>	<b>93</b>	<b>123</b>	<b>12</b>	<b>6</b>	<b>.233</b>	<b>.366</b>	<b>.384</b>	<b>.750</b>	<b>11</b>

### JIMÉNEZ, DAMIAN

**RHP**

R/R | 6-5/190

**BORN** 9/21/04 in San Pedro de Macoris, D.R.

**OPENING DAY AGE** 18

**RESIDES** San Pedro de Macoris, D.R.

**ACQUIRED** Signed as IFA, 11/21/22

**SIGNING SCOUT** Francis Feliciano

YEAR	TEAM	W-L	ERA	G	GS	SV	IP	H	R	ER	HR	HB	BB	SO	BB/9	SO/9	AVG
2023	2023 will be his first year in professional ball																



## MINOR LEAGUE PLAYER BIOS (CONT.)

### JOHNSON, BRANDON

RHP

R/R | 6-0/195

BORN 6/12/99 in Tuscaloosa, Ala.

OPENING DAY AGE 23

RESIDES Cottondale, Ala.

ACQUIRED 9th Round, 2022 Draft

SIGNING SCOUT Cody Clark

**CAREER NOTES:** 2017: Graduated from Brookwood High School (Ala.), where he was a four-year letterwinner in baseball, football and basketball, and was named All-Region in both baseball and football as a senior...2018: Attended the University of Alabama Huntsville, but did not play...2019-20: Attended Columbia State Community College (Tenn.)...2021-22: Played two seasons at Ole Miss, punctuated by a National Title as a senior in 2022, in which he threw the title-clinching pitch of the College World Series to Hayden Dunhurst, who the Royals selected in the 6th round of the 2022 Draft...he recorded 12 saves in 24 outings for the 2022 College World Series champion Rebels and recorded 71 strikeouts in 41.2 innings (15.3 K/9).

YEAR	TEAM	W-L	ERA	G	GS	SV	IP	H	R	ER	HR	HB	BB	SO	BB/9	SO/9	AVG
2022	ACL Royals (R)	0-0	0.00	1	0	0	1.0	0	0	0	0	0	2	0.0	18.0	.000	
	Columbia (A)	0-0	9.00	4	0	1	5.0	7	6	5	1	0	3	3	5.4	5.4	.350
<b>MINOR LEAGUE TOTALS</b>		<b>0-0</b>	<b>7.50</b>	<b>5</b>	<b>0</b>	<b>1</b>	<b>6.0</b>	<b>7</b>	<b>6</b>	<b>5</b>	<b>1</b>	<b>0</b>	<b>3</b>	<b>5</b>	<b>4.5</b>	<b>7.5</b>	<b>.304</b>

### JORGE, MARWYS

RHP

R/R | 6-3/185

BORN 2/15/06 in San Cristóbal, D.R.

OPENING DAY AGE 17

RESIDES Santo Domingo, D.R.

ACQUIRED Signed as IFA, 2/16/23

SIGNING SCOUTS E. Perez/R. Aquino

**CAREER NOTES:** Was the No. 49 prospect on the international Top 50 Prospects list by MLB.com...per MLB.com's Jesse Sanchez, Jorge has trained with 15-year MLB veteran and 2015 World Series champion Edinson Vólquez.

YEAR	TEAM	W-L	ERA	G	GS	SV	IP	H	R	ER	HR	HB	BB	SO	BB/9	SO/9	AVG
2023																	
		2023 will be his first year in professional ball															

### KALICH, KASEY

RHP

R/R | 6-3/225

BORN 4/25/98 in Victoria, Texas

OPENING DAY AGE 24

RESIDES Victoria, Texas

ACQUIRED Trade w/ Braves, 7/30/21

SIGNING SCOUT Darin Vaughan (ATL)

**CAREER NOTES:** 2017: Graduated from Victoria West High School (Texas), where he was a unanimous selection for All-District 27-5A First Team as a senior, and earned All-District 27-5A Second Team as a pitcher as a sophomore...he was a 3-year letterwinner in basketball, and was named All-District 27-5A First Team in basketball as a junior and a senior...2018: Spent one season at Blinn College (Texas), where he pitched in 13 games...2019: Pitched at Texas A&M University as a sophomore, where he had a 3.18 ERA with 12 saves, the 4th most in a single season in Aggies history...was a semifinalist for the NCBWA Stopper of the Year Award, which recognizes the nation's top reliever...earned the Wally Moon Award at Texas A&M, which recognizes the player who displays the most improvement from the fall to the end of the baseball season...was selected by Atlanta in the 4th round of the First-Year Player Draft...made 14 relief appearances between Single-A Rome (13) and the GCL Braves (1), going 1-1 with a 1.25 ERA (3 ER in 21.2 IP), 11 walks and 24 strikeouts...he had a 0.97 WHIP and held opponents to a .143 average (10-for-70)...ended the campaign ranked as Atlanta's No. 29 prospect by MLB.com...2021: Began the season with Advanced-A Rome in the Braves organization, where he recorded a 3.26 ERA (11 ER in 30.1 IP) and 5 saves in 20 games before he was traded from Atlanta to Kansas City for outfielder Jorge Soler on July 30...reported to Advanced-A Quad Cities, where he pitched in 14 games for the River Bandits, striking out 23 batters while walking just 6...2022: Spent the majority of the season with High-A Quad Cities, where he went 3-3 with a 2.65 ERA (10 ER in 34.0 IP) and 9 saves before being promoted to Double-A Northwest Arkansas, where he earned his 10th and final save of the year, tops among all Royals farmhands in 2022...made 1 appearance for Triple-A Omaha to end the year...did not allow a HR over 46.2 innings.

YEAR	TEAM	W-L	ERA	G	GS	SV	IP	H	R	ER	HR	HB	BB	SO	BB/9	SO/9	AVG
2019	Rome (A+)	0-0	0.00	1	0	0	1.0	1	0	0	0	0	1	2	9.0	18.0	.250
	GCL Braves (R)	1-1	1.31	13	0	1	20.2	9	4	3	0	0	10	22	4.4	9.6	.136
2020		Did not play (no minor league season)															
2021	Rome (A+)	0-2	3.26	20	0	5	30.1	33	11	11	2	3	17	35	5.0	10.4	.273
	Quad Cities (A+)	2-2	4.12	14	0	0	19.2	23	10	9	2	0	6	23	2.8	10.5	.280
2022	Quad Cities (A+)	3-3	2.65	25	0	9	34.0	23	12	10	0	3	19	35	5.0	9.3	.192
	NW Arkansas (AA)	2-2	7.71	10	0	1	11.2	7	11	10	0	1	17	13	13.1	10.0	.175
	Omaha (AAA)	0-0	9.00	1	0	0	1.0	1	1	1	0	0	2	2	18.0	18.0	.250
<b>MINOR LEAGUE TOTALS</b>		<b>8-10</b>	<b>3.35</b>	<b>84</b>	<b>0</b>	<b>16</b>	<b>118.1</b>	<b>97</b>	<b>49</b>	<b>44</b>	<b>4</b>	<b>7</b>	<b>72</b>	<b>132</b>	<b>5.5</b>	<b>10.0</b>	<b>.222</b>

## MINOR LEAGUE PLAYER BIOS (CONT.)

### KAUFMAN, RYLAN

LHP

L/L | 6-4/190

BORN 6/23/99 in Galveston, Texas

OPENING DAY AGE 23

RESIDES Friendswood, Texas

ACQUIRED 12th Round, 2018 Draft

SIGNING SCOUT Sean Gallagher

**CAREER NOTES:** 2017: Graduated from Friendswood High School (Texas)...selected by Milwaukee in the 31st round of the First-Year Player Draft, but did not sign...named *Rawlings-Perfect Game* Honorable Mention All-American...2018: Went 7-1 with a 2.18 ERA (13 ER in 53.2 IP) and 59 strikeouts (9.89 K/9) in 14 outings (12 starts) as a freshman at San Jacinto College...2022: Split the season between Low-A Columbia (6 games) and High-A Quad Cities (19 games), and amassed 126 strikeouts over 114.0 innings pitched, ranking him 4th among Royals minor leaguers.

YEAR	TEAM	W-L	ERA	G	GS	SV	IP	H	R	ER	HR	HB	BB	SO	BB/9	SO/9	AVG
2018	Surprise (R)	0-1	9.00	2	2	0	2.0	4	3	2	0	0	1	1	4.5	4.5	.400
	Idaho Falls (R)	0-0	1.80	2	2	0	5.0	2	2	1	0	0	1	7	1.8	12.6	.111
2019	Burlington (R)	0-1	12.00	1	1	0	3.0	4	4	4	0	1	5	0	15.0	0.0	.333
	Idaho Falls (R)	0-0	3.60	1	1	0	5.0	4	2	2	0	1	3	1.8	5.4	.222	

2020	Did not play (no minor league season)																	
2021	Columbia (A)	2-5	5.95	23	20	0	81.2	77	57	54	10	11	37	94	4.1	10.4	.248	
2022	Columbia (A)	1-2	5.49	6	3	0	19.2	24	17	12	1	3	13	26	6.0	11.9	.304	
	Quad Cities (A+)	1-7	5.15	19	19	0	94.1	91	59	54	12	9	47	100	4.5	9.5	.252	

MINOR LEAGUE TOTALS	4-16	5.51	54	48	0	210.2	206	144	129	23	25	105	231	4.5	9.9	.255
---------------------	------	------	----	----	---	-------	-----	-----	-----	----	----	-----	-----	-----	-----	------

### KLEIN, WILL

RHP

R/R | 6-5/230

BORN 11/28/99 in Maryville, Tenn.

OPENING DAY AGE 23

RESIDES Bloomington, Ind.

ACQUIRED 5th Round, 2020 Draft

SIGNING SCOUT Scott Melvin

**CAREER NOTES:** 2017: Graduated from Bloomington North High School (Ind.), where he earned first team All-Conference honors...2019: Named best pitcher in the Northwoods League by *Baseball America*, after going 2-2 with a 0.86 ERA (2 ER in 21.0 IP), 38 strikeouts (16.3 K/9) and 7 saves for Lakeshore, earning league All-Star honors...2020: Had a team-high 33 strikeouts (12.2 K/9) and a 3.33 ERA (9 ER in 24.1 IP) in 4 starts as a junior at Eastern Illinois...2021: Appeared in 36 games for Advanced-A Quad Cities, covering 70.1 innings and striking out 121 batters while holding opponents to a .173 batting average...his 121 strikeouts were the 3rd most strikeouts among Royals farmhands, behind Anthony Veneziano's 127 and A.J. Block's 124...he also recorded the most strikeouts in Minor League Baseball among pitchers who did not record a single start in 2021...from 1992-2021 (since data is available), only eight minor league pitchers have recorded more strikeouts in a season without starting a game, most recently Sandy Rosario's 123 strikeouts between Class-A Greensboro and Advanced-A Jacksonville (Marlins) in 2010...was named an MiLB.com Organization All-Star as a relief pitcher.

YEAR	TEAM	W-L	ERA	G	GS	SV	IP	H	R	ER	HR	HB	BB	SO	BB/9	SO/9	AVG	
2020	Did not play (no minor league season)																	
2021	Quad Cities (A+)	7-1	3.20	36	0	4	70.1	43	28	25	4	1	44	121	5.6	15.5	.173	
2022	NW Arkansas (AA)	1-1	10.51	30	3	0	43.2	55	56	51	6	1	51	55	10.5	11.3	.313	

MINOR LEAGUE TOTALS	8-2	6.00	66	3	4	114.0	98	84	76	10	2	95	176	7.5	13.9	.231
---------------------	-----	------	----	---	---	-------	----	----	----	----	---	----	-----	-----	------	------

### KRISKE, BROOKS

RHP

See page 115

### KUDRNA, BEN

RHP

R/R | 6-3/175

BORN 1/30/03 in Shawnee Mission, Kan.

OPENING DAY AGE 20

RESIDES Overland Park, Kan.

ACQUIRED 2nd Round, 2021 Draft

SIGNING SCOUT Matt Price

**CAREER NOTES:** 2021: Graduated from Blue Valley Southwest High School (Kan.), where he led the Timberwolves to a 22-3 record as senior, going 9-1 with a 0.99 ERA, .130 opponents' average and 100 strikeouts to just 11 walks in 57.1 innings...was named Gatorade State High School Player of the Year for Kansas and pitched a 3-hit shutout in the Kansas 5-A state championship game...recorded 3 shutouts, did not allow an earned run in 12.0 postseason innings and had been committed to Louisiana State University prior to signing with Kansas City...2022: Shined in his first season of professional ball, earning the Columbia Pitcher of the Year award and MiLB.com Organization All-Star honors as a right-handed starting pitcher after posting a 3.48 ERA (28 ER in 72.1 IP) with 61 strikeouts and a .239 opponents' batting average (66-for-276) in 17 starts for the Fireflies...started in his pro debut on May 21 vs. Myrtle Beach, allowing just 1 run on 1 hit over 3.2 innings with 5 strikeouts, and followed with 4.0 shutout, 1-hit innings on May 27 at Lynchburg...over his 17 starts, he surrendered no more than 4 hits 13 times, and no more than 3 runs 14 times, finishing with 3 quality starts.

YEAR	TEAM	W-L	ERA	G	GS	SV	IP	H	R	ER	HR	HB	BB	SO	BB/9	SO/9	AVG
2022	Columbia (A)	2-5	3.48	17	17	0	72.1	66	32	28	4	2	32	61	4.0	7.6	.239

## MINOR LEAGUE PLAYER BIOS (CONT.)

### LACY, ASA

LHP

L/R | 6-4/215

BORN 6/2/99 in Bryan, Texas

ACQUIRED 1st Round (4th overall), 2021 Draft

RESIDES Kerrville, Texas

OPENING DAY AGE 23

SIGNING SCOUTS J. Hallgren/C. Reitsma/G. Miller

**CAREER NOTES: 2014-17:** Graduated from Tivy High School in Kerrville, Texas...selected Collin Street Baker/TSWA Class 5A All-State First Team as a senior in 2017, as well as being selected to pitch in the Texas High School Baseball Coaches (THSBCA) All-Star Game...set a school record in 2017 with 13 wins, going 13-1 with a 0.93 ERA and 128 strikeouts in 971 innings (11.83 K/9)...named District 26-5A Newcomer of the Year in 2015 as a sophomore...was selected by the Cleveland Guardians in the 31st round of the 2017 Draft, but opted to attend Texas A&M...**2018-20:** Attended Texas A&M University...named a 2020 *Baseball America* and Collegiate Baseball First Team pre-season All-American...also selected a Third Team All-American in 2019 by the National College Baseball Writers Association (NCBWA) and a Golden Spikes Award semifinalist...despite having his junior season cut short by the COVID-19 pandemic, finished his college career going 14-5 with a 2.07 ERA (35 ER in 152.0 IP) with 224 strikeouts (13.3 K/9)...in his four starts as a junior in 2020, went 3-0 with a 0.75 ERA (2 ER in 24.0 IP), striking out 46 of the 93 batters he faced (49.5%)...when he was drafted 4th overall, he became the highest drafted player in the history of Texas A&M's baseball program...also pitched for the USA Baseball Collegiate National Team in 2019...spent his first professional season at the Alternate Training Site in Kansas City, Kan. and participated in the club's Postseason Camp at Kauffman Stadium in October...**2021:** Made his professional debut with Advanced-A Quad Cities, going 2-5 with a 5.19 ERA over 14 starts...earned his 1st professional win after pitching 5.0 innings of shutout ball on May 19 at Peoria, his 3rd career start...struck out a career-high 9 batters on June 11 at Peoria, covering just 4.1 innings...followed that outing with 4.0 1-hit innings vs. Wisconsin, striking out 7 on June 17...entered the 2021 season as the No. 3 prospect in the Royals minor league system, according to *Baseball America*, and No. 37 overall...also ranked as the No. 30 overall prospect by MLB.com...was listed as having the "Best Slider" among Royals prospects according to Baseball America's 2021 Best Tools survey.

YEAR TEAM	W-L	ERA	G	GS	SV	IP	H	R	ER	HR	HB	BB	SO	BB/9	SO/9	AVG
2020	Did not play (no minor league season)															
2021 Quad Cities (A+)	2-5	5.19	14	14	0	52.0	41	31	30	5	8	41	79	7.1	13.7	.222
2022 ACL Royals (R)	1-0	9.00	4	2	0	8.0	4	10	8	1	5	14	10	15.8	11.3	.143
NW Arkansas (AA)	1-2	11.25	11	3	0	20.0	9	27	25	2	8	28	25	12.6	11.3	.132
MINOR LEAGUE TOTALS	4-7	7.09	29	19	0	80.0	54	68	63	8	21	83	114	9.3	12.8	.192

### LEAL, HENSON

RHP

R/R | 6-1/176

BORN 9/19/03 in Puerto Cabello, Venezuela

OPENING DAY AGE 19

RESIDES Puerto Cabello, Venezuela

ACQUIRED Signed as IFA, 3/16/22

SIGNING SCOUT Jose Guadron

YEAR TEAM	W-L	ERA	G	GS	SV	IP	H	R	ER	HR	HB	BB	SO	BB/9	SO/9	AVG
2022 DSL Royals Stewart	0-1	4.91	7	0	0	11.0	15	8	6	1	2	6	8	4.9	6.6	.319
DSL Royals Glass	1-1	3.00	5	0	1	12.0	8	5	4	0	0	4	10	3.0	7.5	.182
MINOR LEAGUE TOTALS	1-2	3.91	12	0	1	23.0	23	13	10	1	2	10	18	3.9	7.0	.253

### LEAL, JEMIR

RHP

R/R | 6-2/155

BORN 4/7/03 in Chihuahua, México

OPENING DAY AGE 19

RESIDES Chihuahua, México

ACQUIRED Signed as IFA, 7/2/19

SIGNING SCOUTS M. Samaniego/L. Ortiz

YEAR TEAM	W-L	ERA	G	GS	SV	IP	H	R	ER	HR	HB	BB	SO	BB/9	SO/9	AVG
2020	Did not play (no minor league season)															
2021 DSL Royals White	0-2	4.80	8	3	2	15.0	23	13	8	1	1	8	10	4.8	6.0	.354
DSL Royals Blue	0-1	5.40	4	2	0	8.1	7	6	5	2	0	5	4	5.4	4.3	.241
2022 DSL Royals Glass	2-2	5.82	12	0	1	21.2	29	14	14	1	2	9	17	3.7	7.1	.326
MINOR LEAGUE TOTALS	2-5	5.40	24	5	3	45.0	59	33	27	4	3	22	31	4.4	6.2	.322

### LEYTON, ROGER

OF

R/R | 6-2/180

BORN 2/3/03 in Managua, Nicaragua

OPENING DAY AGE 20

RESIDES Managua, Nicaragua

ACQUIRED Signed as IFA, 7/2/19

SIGNING SCOUT J. Lopez/L. Ortiz

**CAREER NOTES: 2022:** Earned Arizona Complex League Royals Player of the Year honors after appearing in 36 games and slashing .274/.361/.484 (34-for-124) with 23 runs scored, 13 doubles, 2 triples, 3 home runs, 19 RBI, 6 stolen bases and 60 total bases...his 13 doubles led the team and tied for the 2nd most in the ACL...began the season with a 5-game stretch in which he recorded 11 hits and slashed .524/.524/.905 with 6 doubles, 1 triple and 5 RBI, including a 4-hit performance on June 10 vs. the Dodgers in Surprise, and a 3-double game on June 13 vs. the Mariners, posting a 1.006 OPS in June en route to ACL Royals Player of the Month honors...played for the Indios del Boer of the Nicaraguan professional league in the offseason.

YEAR TEAM	G	AB	R	H	2B	3B	HR	RBI	HBP	BB	SO	SB	CS	AVG	OBP	SLG	OPS	E	
2020	Did not play (no minor league season)																		
2021 ACL Royals Blue (R)	1	4	0	1	1	0	0	0	0	1	0	0	0	.250	.250	.500	.750	0	
ACL Royals Gold (R)	35	106	24	22	9	1	3	15	3	19	39	5	1	.208	.341	.396	.737	5	
2022 ACL Royals (R)	36	124	23	34	13	2	3	19	4	14	29	6	3	.274	.361	.484	.845	3	
MINOR LEAGUE TOTALS	72	234	47	57	23	3	6	34	7	33	69	11	4	.244	.350	.444	.794	8	

### LOFTIN, NICK

IF

See page 116

## MINOR LEAGUE PLAYER BIOS (CONT.)

### LÓPEZ, DANIEL

**IF**

L/R | 6-2/165

**BORN/RESIDES** 9/14/05 in San Pedro de Macoris, D.R. **OPENING DAY AGE** 17

**ACQUIRED** Signed as IFA, 1/20/23

**SIGNING SCOUTS** F. Feliciano/R. Vasquez/R. Aquino

YEAR TEAM	G	AB	R	H	2B	3B	HR	RBI	HBP	BB	SO	SB	CS	AVG	OBP	SLG	OPS	E	
2023	2023 will be his first year in professional ball																		

### LORENZO, JHOAN

**RHP**

R/R | 5-11/165

**BORN** 1/12/05 in Santo Domingo, D.R.

**OPENING DAY AGE** 18

**RESIDES** Santo Domingo, D.R.

**ACQUIRED** Signed as IFA, 1/20/23

**SIGNING SCOUT** Edis Perez

YEAR TEAM	W-L	ERA	G	GS	SV	IP	H	R	ER	HR	HB	BB	SO	BB/9	SO/9	AVG	
2023	2023 will be his first year in professional ball																

### LORENZO, RICARDITO

**LHP**

L/L | 6-3/200

**BORN** 8/3/03 in San Cristóbal, D.R.

**OPENING DAY AGE** 19

**RESIDES** San Cristóbal, D.R.

**ACQUIRED** Signed as IFA, 8/25/21

**SIGNING SCOUT** Edis Perez

YEAR TEAM	W-L	ERA	G	GS	SV	IP	H	R	ER	HR	HB	BB	SO	BB/9	SO/9	AVG
2021 DSL Royals White	0-0	9.00	1	0	0	1.0	2	3	1	0	0	0	2	0.0	18.0	.333
2022 DSL Royals Stewart	1-1	7.11	10	5	0	25.1	33	29	20	0	0	19	20	6.8	7.1	.303
DSL Royals Glass	0-0	0.00	2	0	1	3.0	3	0	0	0	0	0	1	0.0	3.0	.250
MINOR LEAGUE TOTALS	1-1	6.44	13	5	1	29.1	38	32	21	0	0	19	23	5.8	7.1	.299

### LUCAS, ALDRIN

**C**

R/R | 5-10/165

**BORN** 2/7/03 in Santo Domingo, D.R.

**OPENING DAY AGE** 20

**RESIDES** Santo Domingo, D.R.

**ACQUIRED** Signed as IFA, 7/6/19

**SIGNING SCOUT** Daniel Guerrero

YEAR TEAM	G	AB	R	H	2B	3B	HR	RBI	HBP	BB	SO	SB	CS	AVG	OBP	SLG	OPS	E	
2020	Did not play (no minor league season)																		
2021 DSL Royals Blue	6	17	3	3	0	0	1	3	1	1	3	0	0	.176	.238	.353	.591	2	
DSL Royals White	32	81	11	16	1	0	0	6	3	11	18	2	2	.198	.313	.210	.523	4	
2022 DSL Royals Stewart	1	2	0	1	0	0	0	0	0	1	0	0	0	.500	.667	.500	1.167	1	
DSL Royals Glass	36	92	12	19	1	1	3	14	4	18	28	2	0	.207	.357	.337	.694	7	
MINOR LEAGUE TOTALS	75	192	26	39	2	1	4	23	8	31	49	4	2	.203	.332	.286	.618	14	

### LUGO, RITO

**LHP**

L/L | 5-10/185

**BORN** 11/3/95 in Naiguata, Venezuela

**OPENING DAY AGE** 27

**RESIDES** Naiguata, Venezuela

**ACQUIRED** Signed as IFA, 7/2/18

**SIGNING SCOUT** Joelvis Gonzalez

**CAREER NOTES: 2018:** Appeared with three different teams in his pro debut and recorded 72 strikeouts to just nine walks in 47.0 innings, good for a 13.8 K/9 and 8.00 K/BB, both of which were best among Royals farmhands (min. 4.0 IP)...**2019:** Recorded 21 consecutive scoreless innings over 4 starts from July 26-Aug. 11, a stretch in which he held opponents to a .114 average (8-for-70) and had 20 strikeouts to just 2 walks...went 2-0 with a 0.75 ERA (1 ER in 12.0 IP) with 16 strikeouts (12.0 K/9) in 2 playoff starts for Wilmington, and was the winning pitcher in both the series-clinching Game 5 of the Mills Cup Semifinals and in the title-clinching Game 5 of the Carolina League championship...**2021:** Did not pitch due to a left arm injury.

YEAR TEAM	W-L	ERA	G	GS	SV	IP	H	R	ER	HR	HB	BB	SO	BB/9	SO/9	AVG			
2018 Surprise (R)	0-0	2.00	2	0	0	9.0	8	2	2	0	0	3	15	3.0	15.0	.235			
Idaho Falls (R)	2-0	2.01	4	4	0	22.1	19	5	5	2	1	2	30	0.8	12.1	.226			
DSL Royals 1	0-2	1.15	4	2	0	15.2	11	5	2	0	3	4	27	2.3	15.5	.204			
2019 Wilmington (A+)	4-4	2.34	31	14	0	100.0	88	30	26	2	2	22	77	2.0	6.9	.235			
2020	Did not play (no minor league season)																		
2021	Did not play (injured)																		
2022 ACL Royals (R)	0-0	1.42	6	5	0	12.2	8	2	2	0	1	1	18	0.7	12.8	.178			
Quad Cities (A+)	1-3	3.72	9	3	0	29.0	32	12	12	3	4	8	30	2.5	9.3	.296			
MINOR LEAGUE TOTALS	7-9	2.34	56	28	0	188.2	166	56	49	7	11	40	197	1.9	9.4	.237			

### LUKAS, ADAM

**RHP**

R/R | 6-4/225

**BORN** 7/31/98 in Janesville, Wis.

**OPENING DAY AGE** 24

**RESIDES** West Bend, Wis.

**ACQUIRED** 12th Round, 2019 Draft

**SIGNING SCOUT** Mike Farrell

**CAREER NOTES: 2016:** Graduated from Grafton High School (Wis.), where he went 9-2 with a 1.17 ERA and 153 opponents' average as a senior...**2018:** Posted a 2.64 ERA and 61 strikeouts in 48.0 innings for Mankato of the Northwoods League...**2019:** Had 75 strikeouts in 68.0 innings as a junior at the University of Evansville, including a 12-strikeout game over 7.0 scoreless innings (1 hit) on March 15 vs. Creighton...also pitched 7.0 scoreless innings on March 13 vs. Boston College and 6.0 scoreless innings on March 29 vs. Bradley...**2021-22:** Appeared in 6 games, marking his first professional competition, before suffering a season-ending right arm injury that also cost him the entire 2022 campaign.

YEAR TEAM	W-L	ERA	G	GS	SV	IP	H	R	ER	HR	HB	BB	SO	BB/9	SO/9	AVG	
2020	Did not play (no minor league season)																
2021 Quad Cities (A+)	1-1	3.38	6	0	2	8.0	5	3	3	0	0	5	9	5.6	10.1	.179	
2022	Did not play (injured)																
MINOR LEAGUE TOTALS	1-1	3.38	6	0	2	8.0	5	3	3	0	0	5	9	5.6	10.1	.179	

## MINOR LEAGUE PLAYER BIOS (CONT.)

### MARIN, JUNIOR

**OF**

R/R | 6-2/220

**BORN** 3/15/04 in Punta de Piedras, Venezuela

**OPENING DAY AGE** 19

**RESIDES** Boca Del Río, Venezuela

**ACQUIRED** Signed as IFA, 3/23/21

**SIGNING SCOUT** Alberto Garcia

**CAREER NOTES: 2021:** Played in 32 games for the DSL Royals Blue in his first professional season, slashing .380/.468/.696 (35-for-92, 1,164 OPS), leading the Royals in batting average, on-base percentage, slugging percentage and OPS, as well as home runs (7), RBI (32), total bases (64) and runs (T-27).

YEAR TEAM	G	AB	R	H	2B	3B	HR	HR	HBP	BB	SO	CS	AVG	OBP	SLG	OPS	E	
2021 DSL Royals Blue	32	92	27	35	8	0	7	32	1	16	19	5	2	.380	.468	.696	1,164	1
2022 ACL Royals (R)	30	92	15	29	7	1	0	6	1	9	31	3	1	.315	.379	.413	.792	2
<b>MINOR LEAGUE TOTALS</b>	<b>62</b>	<b>184</b>	<b>42</b>	<b>64</b>	<b>15</b>	<b>1</b>	<b>7</b>	<b>38</b>	<b>2</b>	<b>25</b>	<b>50</b>	<b>8</b>	<b>3</b>	<b>.348</b>	<b>.425</b>	<b>.554</b>	<b>.979</b>	<b>3</b>

### MARKLUND, BRANDON

**RHP**

R/R | 6-1/200

**BORN** 6/10/96 in N. Vancouver, Canada

**OPENING DAY AGE** 26

**RESIDES** N. Vancouver, Canada

**ACQUIRED** Signed as IFA, 1/31/19

**SIGNING SCOUT** Phil Dale

**CAREER NOTES: 2018:** Graduated from Bryan College (Tenn.), where he went 6-1 as a senior with a conference-best 8 saves and set school records with a 2.38 ERA and a .199 opponents' average, earning All-Appalachian Athletic Conference first team honors...had a 2.29 ERA in 19.2 innings for Auckland in the Australian Baseball League...**2019:** Signed with Kansas City as an international free agent on Jan. 31, and became an MLB.com Organization All-Star in his professional debut, leading Royals farmhands with a 0.46 ERA (min. 10.0 IP)...recorded a 0.00 ERA in 9.0 innings with 3 saves over 4 postseason appearances for Lexington, en route to the Legends second straight title...pitched for the Canadian national baseball team in the Premier12 Tournament in South Korea...**2021-22:** Did not pitch due to a right arm injury.

YEAR TEAM	W-L	ERA	G	GS	SV	IP	H	R	ER	HR	HB	BB	SO	BB/9	SO/9	AVG
2019 Lexington (A)	4-0	0.46	24	0	6	39.1	23	7	2	1	1	19	44	4.4	10.1	.162
2020	Did not play (no minor league season)															
2021	Did not play (injured)															
2022	Did not play (injured)															
<b>MINOR LEAGUE TOTALS</b>	<b>4-0</b>	<b>0.46</b>	<b>24</b>	<b>0</b>	<b>6</b>	<b>39.1</b>	<b>23</b>	<b>7</b>	<b>2</b>	<b>1</b>	<b>1</b>	<b>19</b>	<b>44</b>	<b>4.4</b>	<b>10.1</b>	<b>.162</b>

### MÁRQUEZ, EMILIO

**LHP**

L/L | 5-8-1/70

**BORN** 4/28/98 in Upata, Venezuela

**OPENING DAY AGE** 24

**RESIDES** Bolívar, Venezuela

**ACQUIRED** Signed as IFA, 3/4/18

**SIGNING SCOUT** Joelvis Gonzalez

**CAREER NOTES: 2019:** Named Surprise Pitcher of the Year after ranking tied for 3rd in the Arizona League with 63 strikeouts (12.2 K/9), including a career-high 10 strikeouts in 4.0 innings on Aug. 16, before being promoted to Lexington for his final start of the season...recorded 3.0 scoreless innings to earn the save in Game 2 of the South Atlantic League championship series...**2021:** Pitched in 25 games (7 starts) between Class-A Columbia, Advanced-A Quad Cities and Triple-A Omaha, earning a combined 7-1 record with a 3.26 ERA (28 ER in 77.1 IP)...was named the Columbia Pitcher of the Year, going 6-1 with a sparkling 1.86 ERA (13 ER in 63.0 IP) and 87 strikeouts in 20 appearances (5 starts)...among Low-A East pitchers (min 60.0 IP), he tied for the lead in WHIP (0.83) and ranked 2nd in ERA...was named the Columbia Co-Pitcher of the Month for June with Cruz Noriega, and the lone Pitcher of the Month in July...**2022:** Was named the Quad Cities Pitcher of the Year after beginning the year with the River Bandits and went 10-2 with a 2.88 ERA (18 ER in 56.1 IP) over 24 relief outings, holding batters to a .191 average (39-for-204) with 74 strikeouts and just 15 walks...his 10 wins led the Midwest League and his 11 wins overall this season led all Royals farmhands, including a win with Double-A Northwest Arkansas... following the season, he pitched for the Leones del Caracas in the Venezuelan Winter League, where he was teammates with Carlos Hernández, and he appeared in 6 games.

YEAR TEAM	W-L	ERA	G	GS	SV	IP	H	R	ER	HR	HB	BB	SO	BB/9	SO/9	AVG
2018 DSL Royals 1	2-0	0.61	9	0	3	14.2	9	3	1	0	1	3	20	1.8	12.3	.180
2019 Surprise (R)	5-1	2.51	13	6	0	46.2	39	16	13	3	1	7	63	1.4	12.2	.217
Lexington (A)	0-1	2.45	1	0	0	3.2	5	1	1	0	0	1	4	2.5	9.8	.313
2020	Did not play (no minor league season)															
2021 Columbia (A)	6-1	1.86	20	5	1	63.0	38	15	13	4	0	16	87	2.3	12.4	.170
Quad Cities (A+)	1-0	10.13	4	2	0	13.1	20	15	15	7	1	4	14	2.7	9.5	.345
Omaha (AAA)	0-0	0.00	1	0	0	1.0	0	0	0	0	0	0	0	0.0	0.0	.000
2022 Quad Cities (A+)	10-2	2.88	24	0	3	56.1	39	18	18	9	1	15	74	2.4	11.8	.191
NW Arkansas (AA)	1-1	5.21	9	0	2	19.0	22	13	11	1	1	9	14	4.3	6.6	.278
Omaha (AAA)	0-0	27.00	1	0	0	1.0	6	6	3	0	0	1	1	9.0	9.0	.600
<b>MINOR LEAGUE TOTALS</b>	<b>25-6</b>	<b>3.09</b>	<b>82</b>	<b>13</b>	<b>9</b>	<b>218.2</b>	<b>178</b>	<b>87</b>	<b>75</b>	<b>24</b>	<b>5</b>	<b>56</b>	<b>277</b>	<b>2.3</b>	<b>11.4</b>	<b>.216</b>

### MARTE, YUNIOR

**RHP**

R/R | 6-2/180

**BORN** 8/9/03 in Azua, D.R.

**OPENING DAY AGE** 19

**RESIDES** Azua, D.R.

**ACQUIRED** Signed as IFA, 1/18/22

**SIGNING SCOUT** Edis Perez

YEAR TEAM	W-L	ERA	G	GS	SV	IP	H	R	ER	HR	HB	BB	SO	BB/9	SO/9	AVG
2022 DSL Royals Glass	0-3	5.49	11	8	1	19.2	26	14	12	1	3	3	10	1.4	4.6	.302

## MINOR LEAGUE PLAYER BIOS (CONT.)

### MARTINEZ, CHAZZ

LHP

L/L | 6-4/220

BORN 1/6/00 in San Pedro, Calif.

OPENING DAY AGE 23

RESIDES San Pedro, Calif.

ACQUIRED 17th Round, 2022 Draft

SIGNING SCOUT Bobby Shore

**CAREER NOTES: 2018:** Graduated from Corona Del Mar High School (Calif.), where he was a four-year letterwinner and was named to the Pacific Coast League First Team as a junior and senior...**2019-20:** Attended UC Santa Barbara, but only appeared in 4 games as a freshman in 2019...**2021:** Transferred to Orange Coast College (Calif.), where he hit .279 with 8 home runs, while holding opponents to a .189 average on the mound, with 44 strikeouts in 38.0 innings...was selected by Pittsburgh in the 12th round of the 2021 MLB Draft, but chose to transfer to the University of Oklahoma...**2022:** He went 4-3 with 1 save in 22 appearances (8 starts) during his lone season with the Sooners, and was named the Dick Howser Trophy National Pitcher of the Week and Big 12 Pitcher of the Week after recording 14 strikeouts vs. Northwestern State on Feb. 27, the most strikeouts by a Sooner since 2019...his brother, Renae, was a 33rd-round pick by Arizona in 2017 and reached Triple-A in the Diamondbacks organization in 2021.

YEAR	TEAM	W-L	ERA	G	GS	SV	IP	H	R	ER	HR	HB	BB	SO	BB/9	SO/9	AVG
2022	ACL Royals (R)	0-0	6.00	2	0	0	3.0	2	2	2	0	0	1	1	3.0	3.0	.182
	Quad Cities (A+)	0-0	10.80	4	0	1	3.1	4	4	4	0	3	2	4	5.4	10.8	.286
<b>MINOR LEAGUE TOTALS</b>		<b>0-0</b>	<b>8.53</b>	<b>6</b>	<b>0</b>	<b>1</b>	<b>6.1</b>	<b>6</b>	<b>6</b>	<b>6</b>	<b>0</b>	<b>3</b>	<b>3</b>	<b>5</b>	<b>4.3</b>	<b>7.1</b>	<b>.240</b>

### MARTÍNEZ, EDGAR

IF

R/R | 5-10/150

BORN 2/14/01 in Navarette, D.R.

OPENING DAY AGE 22

RESIDES Santiago, D.R.

ACQUIRED Signed as IFA, 4/9/18

SIGNING SCOUT Fausto Morel

YEAR	TEAM	G	AB	R	H	2B	3B	HR	RBI	HBP	BB	SO	SB	CS	AVG	OBP	SLG	OPS	E
2018	DSL Royals 1	5	12	0	1	0	0	0	1	0	4	6	2	0	.083	.313	.083	.396	0
	DSL Royals 2	50	179	29	46	9	2	0	13	5	20	43	13	13	.257	.346	.330	.676	14
2019	DSL Royals 2	36	132	23	44	6	1	0	17	3	19	27	12	10	.333	.423	.394	.817	12
	DSL Royals 1	25	70	17	19	2	0	0	7	0	14	16	10	2	.271	.388	.300	.688	3
<b>2020</b>		Did not play (no minor league season)																	
2021	ACL Royals Blue (R)	1	2	0	0	0	0	0	0	0	1	0	0	0	.000	.000	.000	.000	0
	ACL Royals White (R)	36	120	21	23	7	2	2	11	3	20	50	10	3	.192	.322	.333	.655	6
2022	ACL Royals (R)	26	91	9	18	5	2	1	9	2	8	37	5	0	.198	.275	.330	.605	6
	Columbia (A)	24	88	13	22	1	3	1	5	1	8	38	5	0	.250	.320	.364	.684	7
<b>MINOR LEAGUE TOTALS</b>		<b>203</b>	<b>694</b>	<b>112</b>	<b>173</b>	<b>30</b>	<b>10</b>	<b>4</b>	<b>63</b>	<b>14</b>	<b>93</b>	<b>218</b>	<b>57</b>	<b>28</b>	<b>.249</b>	<b>.347</b>	<b>.339</b>	<b>.686</b>	<b>48</b>

### MARTÍNEZ, JUAN

RHP

R/R | 5-11/170

BORN 4/6/01 in San Salvador, El Salvador

OPENING DAY AGE 21

RESIDES San Salvador, El Salvador

ACQUIRED Signed as IFA, 7/6/18

SIGNING SCOUTS E. Perez/R. Francisco

YEAR	TEAM	W-L	ERA	G	GS	SV	IP	H	R	ER	HR	HB	BB	SO	BB/9	SO/9	AVG
2019	DSL Royals 2	0-2	10.35	13	0	0	20.0	35	26	23	2	2	13	13	5.9	5.9	.380
<b>2020</b>		Did not play (no minor league season)															
2021	DSL Royals White	1-0	3.38	7	2	1	10.2	7	5	4	0	3	10	14	8.4	11.8	.189
	DSL Royals Blue	3-1	0.00	4	0	0	9.0	10	3	0	1	0	6	9	6.0	9.0	.313
2022	ACL Royals (R)	0-0	8.64	8	0	0	8.1	8	10	8	1	3	8	17	8.6	18.4	.222
<b>MINOR LEAGUE TOTALS</b>		<b>4-3</b>	<b>6.56</b>	<b>32</b>	<b>2</b>	<b>1</b>	<b>48.0</b>	<b>60</b>	<b>44</b>	<b>35</b>	<b>4</b>	<b>8</b>	<b>37</b>	<b>53</b>	<b>6.9</b>	<b>9.9</b>	<b>.305</b>

### MARTÍNEZ, LUIS

LHP

L/L | 6-1/180

BORN 9/17/03 in Santiago, D.R.

OPENING DAY AGE 19

RESIDES Santiago, D.R.

ACQUIRED Signed as IFA, 1/19/21

SIGNING SCOUT Fausto Morel

YEAR	TEAM	W-L	ERA	G	GS	SV	IP	H	R	ER	HR	HB	BB	SO	BB/9	SO/9	AVG
2021	DSL Royals Blue	0-1	18.90	2	0	0	3.1	4	8	7	0	1	6	5	16.2	13.5	.308
	DSL Royals White	0-3	7.71	9	3	0	16.1	13	27	14	2	4	20	18	11.0	9.9	.210
2022	DSL Royals Stewart	0-1	5.17	9	0	0	15.2	9	11	9	0	3	21	23	12.1	13.2	.170
	DSL Royals Glass	0-0	10.13	2	0	0	2.2	7	7	3	0	0	2	3	6.8	10.1	.467
<b>MINOR LEAGUE TOTALS</b>		<b>0-5</b>	<b>7.82</b>	<b>22</b>	<b>3</b>	<b>0</b>	<b>38.0</b>	<b>33</b>	<b>53</b>	<b>33</b>	<b>2</b>	<b>8</b>	<b>49</b>	<b>49</b>	<b>11.6</b>	<b>11.6</b>	<b>.231</b>

## MINOR LEAGUE PLAYER BIOS (CONT.)

### MARTINEZ, MARCELO

**LHP**

L/L | 6-2/190

**BORN** 8/10/96 in Reynosa, México

**OPENING DAY AGE** 26

**RESIDES** Reynosa, México

**ACQUIRED** Signed as IFA, 3/7/18

**SIGNING SCOUTS** M. Samaniego/L. Ortiz

**CAREER NOTES:** **2018:** Named Burlington Pitcher of the Year in his professional debut...led the Appalachian League in ERA (2.68), strikeouts (71), K/9 (11.2), opponents' average (.216) and WHIP (1.00)...in consecutive starts on Aug. 1 and Aug. 7, he recorded 6.0 scoreless innings on 1 hit and 12 strikeouts, followed by 6.0 no-hit, scoreless innings with 10 strikeouts...the Aug. 1 start earned him Appalachian League Pitcher of the Week honors, and he was later named Burlington's Pitcher of the Month for August...**2022:** struck out 115 batters between Double-A Northwest Arkansas and Triple-A Omaha, ranking 5th among Royals farmhands...pitched in 7 games for the Águilas de Mexicali in the Mexican Winter League, posting a 1.62 ERA (6 ER in 33.1 IP), while also appearing in 5 games of relief for the Naranjeros de Hermosillo.

YEAR	TEAM	W-L	ERA	G	GS	SV	IP	H	R	ER	HR	HB	BB	SO	BB/9	SO/9	AVG	
2018	Idaho Falls (R)	0-1	1.50	2	0	0	6.0	4	1	1	1	0	2	10	3.0	15.0	.190	
	Burlington (R)	5-3	2.68	10	10	0	57.0	46	18	17	3	0	11	71	1.7	11.2	.216	
	Lexington (A)	1-0	4.50	1	1	0	6.0	4	3	3	1	0	1	9	1.5	13.5	.182	
2019	Lexington (A)	0-0	2.00	2	0	1	9.0	9	2	2	1	0	0	10	0.0	10.0	.250	
	Wilmington (A+)	6-7	4.23	25	21	1	121.1	112	59	57	16	1	37	108	2.7	8.0	.243	
2020		Did not play (no minor league season)																
2021	NW Arkansas (AA)	1-2	5.08	7	7	0	28.1	21	16	16	7	0	11	33	3.5	10.5	.206	
	Omaha (AAA)	5-7	5.12	18	17	0	84.1	90	52	48	19	3	27	84	2.9	9.0	.268	
2022	NW Arkansas (AA)	1-0	2.57	3	3	0	14.0	6	4	4	2	0	7	17	4.5	10.9	.125	
	Omaha (AAA)	5-6	6.70	27	15	0	95.1	104	78	71	21	4	46	98	4.3	9.3	.270	
MINOR LEAGUE TOTALS		24-26	4.67	99	74	2	424.1	401	234	220	71	8	144	443	3.1	9.4	.245	

### MATIAS, SEULY

**OF**

R/R | 6-3/235

**BORN** 9/4/98 in La Isabela, D.R.

**OPENING DAY AGE** 24

**RESIDES** La Isabela, D.R.

**ACQUIRED** Signed as IFA, 7/4/15

**SIGNING SCOUT** Fausto Morel

**CAREER NOTES:** **2016:** Opened the year with the Dominican Royals, but was moved to Surprise (Rookie) on June 20...tied for the Arizona League lead in home runs (8), tied for 2nd in extra-base hits (21) and tied for 3rd in total bases (82)...**2017:** Spent the entire year with Burlington (Rookie), his first full season in the United States...**2018:** Named Lexington's (A) co-Player of the Year, hitting 31 home runs, which were 6th most in the minors, despite playing just 94 games...his home run total was the highest by a Royals minor league player since Matt Fields also clubbed 31 homers in 2013 with Northwest Arkansas (AA)...suffered a season-ending injury on Aug. 13, at which point he was tied for the minor league lead in home runs...named a South Atlantic League midseason and postseason All-Star...also participated in the SiriusXM All-Star Futures Game in Washington, D.C., going 2-for-3 with a home run...**2019:** Limited to just 57 games with Wilmington (A+)...placed on the Injured List on June 13 and did not return during the regular season...hit all 4 of his home runs for the season in the month of April...**2020:** Spent the season at the Royals Alternate Training Site in Kansas City, Kan...also participated in the club's Postseason Camp at Kauffman Stadium...rated as the No. 24 prospect in the Royals system by *Baseball America*...also listed as being the "Best Power Hitter" and having the "Best Outfield Arm" in the organization by the same publication...**2021:** Appeared in 64 games, spread across three levels of the Royals minor league system: Double-A Northwest Arkansas (23 games), Advanced-A Quad Cities (36) and rookie-level ACL Royals Gold (5, injury rehab)...played in 22 games for Surprise in the Arizona Fall League,

YEAR	TEAM	G	AB	R	H	2B	3B	HR	RBI	HBP	BB	SO	SB	CS	AVG	OBP	SLG	OPS	E	
2016	DSL Royals	7	24	2	3	1	0	0	2	1	2	13	0	0	.125	.222	.167	.389	1	
	Surprise (R)	46	172	32	43	11	2	+8	29	4	22	73	2	4	.250	.348	.477	.825	5	
2017	Burlington (R)	57	222	27	54	13	3	7	36	3	16	72	2	1	.243	.297	.423	.720	6	
2018	Lexington (A)	94	338	62	78	13	1	31	63	12	24	131	6	0	.231	.303	.550	.853	5	
2019	Wilmington (A+)	57	189	23	28	10	4	4	22	4	25	98	2	4	.148	.259	.307	.566	3	
2020		Did not play (no minor league season)																		
2021	ACL Royals Gold (R)	5	11	4	4	1	0	1	5	1	4	5	0	0	.364	.529	.727	1.256	0	
	Quad Cities (A+)	36	141	26	30	5	3	10	28	6	12	58	3	0	.213	.302	.504	.806	5	
	NW Arkansas (AA)	23	83	14	16	4	0	7	14	2	8	35	2	0	.193	.280	.494	.774	3	
2022	NW Arkansas (AA)	99	347	49	78	15	3	16	62	10	48	139	6	1	.225	.330	.424	.754	5	
MINOR LEAGUE TOTALS		424	1527	239	334	73	16	84	261	43	161	624	23	10	.219	.308	.453	.761	33	

+Tied for league lead

### MAYERS, MIKE

**RHP**

See pages 129-130



## MINOR LEAGUE PLAYER BIOS (CONT.)

McAFFER, WILL													RHP				
R/R   6-2/215			BORN 5/30/97 in Vancouver, Canada						OPENING DAY AGE 25								
RESIDES Vancouver, Canada			ACQUIRED Signed as MiLB FA, 1/27/23														
<b>CAREER NOTES:</b> <b>2015:</b> Selected by Cincinnati in the 32nd round of the Draft out of Sentinel Secondary School (Canada), but did not sign... <b>2018:</b> Selected by Toronto in the 25th round of the Draft out of Tulane University (La.)... <b>2022:</b> Was released by Toronto on Aug. 2, and signed with the Winnipeg Goldeyes of the independent American Association, where he finished the season.																	
YEAR	TEAM	W-L	ERA	G	GS	SV	IP	H	R	ER	HR	HB	BB	SO	BB/9	SO/9	AVG
2018	Vancouver (A)	7-2	3.68	21	0	0	29.1	22	15	12	3	2	17	37	5.2	11.4	.200
2019	Lancaster (A)	4-3	4.34	31	0	1	56.0	42	30	27	4	6	39	70	6.3	11.3	.207
2020	Did not play (no minor league season)																
2021	Vancouver (A+)	2-3	7.91	21	0	3	33.0	29	32	29	5	1	38	51	10.4	13.9	.240
	New Hampshire (AA)	1-0	8.18	9	0	0	11.0	13	11	10	1	0	8	9	6.6	7.4	.289
2022	Vancouver (A+)	3-3	5.23	27	0	3	32.2	27	25	19	2	2	27	29	7.4	8.0	.221
MINOR LEAGUE TOTALS		17-11	5.39	109	0	7	162.0	133	113	97	15	11	129	196	7.2	10.9	.221

McCONNELL, BRADY													IF						
R/R   6-3/195			BORN 5/24/98 in Hanover, Penn.						OPENING DAY AGE 24										
RESIDES Merritt Island, Fla.			ACQUIRED 2nd Round, 2019 Draft						SIGNING SCOUT Jim Buckley										
<b>CAREER NOTES:</b> <b>2017:</b> Selected by Cincinnati in the 33rd round of the First-Year Player Draft out of Merritt Island High School (Fla.), but did not sign... <b>2019:</b> Hit .332 with 15 home runs and 48 RBI in 59 games with the Gators as a draft-eligible sophomore...was Florida teammates with Brady Singer and Jackson Kowar, who were selected 18th and 33rd overall, respectively, by Kansas City in 2018... <b>2021:</b> Was limited to just 30 games with Class-A Columbia due to a right hip injury... <b>2022:</b> Missed the entire season due to an arm injury.																			
YEAR	TEAM	G	AB	R	H	2B	3B	HR	RBI	HBP	BB	SO	SB	CS	AVG	OBP	SLG	OPS	E
2019	Idaho Falls (R)	38	152	25	32	12	1	4	22	2	14	66	5	3	.211	.286	.382	.668	16
	Surprise (R)	2	8	3	2	1	0	1	1	0	1	2	0	0	.250	.333	.750	1.083	0
2020	Did not play (no minor league season)																		
2021	Columbia (A)	30	107	12	21	6	1	3	17	0	14	49	3	0	.196	.289	.355	.644	2
2022	Did not play (injured)																		
MINOR LEAGUE TOTALS		70	267	40	55	19	2	8	40	2	29	117	8	3	.206	.289	.382	.671	18

McCULLOUGH, MORGAN													IF						
L/R   5-10/190			BORN 12/19/97 in Seattle, Wash.						OPENING DAY AGE 25										
RESIDES Seattle, Wash.			ACQUIRED Signed as MiLB FA, 1/26/22						SIGNING SCOUT Joel Murrie (LAA)										
<b>CAREER NOTES:</b> <b>2013-16:</b> Graduated from West Seattle High School (Wash.), where he was selected to the 3A All-State team as a senior and was drafted in the 33rd round of the First-Year Player Draft by Seattle, but did not sign... <b>2017:</b> Played in 53 games for the University of Oregon Ducks, collecting 46 hits... <b>2018:</b> Transferred to Chipola Community College (Fla.), where he started all 66 games that season and guided them to their second straight NJCAA National Championship, and was named to the First Team All-Conference... <b>2019:</b> Transferred to the University of Alabama, where he started 54 games and batted .309 with 38 walks, and was named to the SEC Academic Honor Roll...was selected in the 22nd round of the First-Year Player Draft by the Angels and reported to rookie-level Orem, where he batted .263 in 47 games before being promoted to Class-A Burlington for 13 games... <b>2020:</b> Did not play due to the cancellation of the minor league season...was released by the Angels in May... <b>2021:</b> Slashed .333/.406/.557 (94-for-282) in 80 games for the Kansas City Monarchs, collecting 13 home runs and 59 RBI...played for Mazatlán in the Mexican Pacific Winter League in the offseason.																			
YEAR	TEAM	G	AB	R	H	2B	3B	HR	RBI	HBP	BB	SO	SB	CS	AVG	OBP	SLG	OPS	E
2019	Orem (R)	47	160	26	42	7	1	4	20	1	20	50	1	1	.263	.348	.394	.742	10
	Burlington (A)	13	38	2	7	1	0	0	2	2	9	9	0	1	.184	.367	.211	.578	1
2020	Did not play (no minor league season)																		
2021	Did not play affiliated ball																		
2022	Quad Cities (A+)	64	191	26	46	9	3	5	23	7	34	54	7	4	.241	.370	.398	.768	4
	NW Arkansas (AA)	30	99	15	24	7	0	2	9	4	13	30	1	2	.242	.350	.374	.724	3
MINOR LEAGUE TOTALS		154	488	69	119	24	4	11	54	14	76	143	9	8	.244	.359	.377	.736	18

McKEEHAN, COOPER													LHP				
L/L   6-2/200			BORN 3/28/01 in Ann Arbor, Mich.						OPENING DAY AGE 22								
RESIDES Alpine, Utah			ACQUIRED 16th Round, 2022 Draft						SIGNING SCOUT Ken Muñoz								
<b>CAREER NOTES:</b> <b>2018:</b> Had a 1.31 ERA and 102 strikeouts as a senior at Weddington High School (S.C.), where he graduated summa cum laude and was an All-State selection... <b>2022:</b> Recorded a 1.57 ERA (4 ER in 23.0 IP) and 41 strikeouts (16.0 K/9) in 23 relief appearances as a junior at Brigham Young University prior to being selected by the Royals in the 16th round of the MLB Draft.																	
YEAR	TEAM	W-L	ERA	G	GS	SV	IP	H	R	ER	HR	HB	BB	SO	BB/9	SO/9	AVG
2022	ACL Royals (R)	0-0	0.00	1	0	0	1.0	1	0	0	0	0	1	1	9.0	9.0	.250
	Columbia (A)	0-0	2.25	5	0	0	8.0	5	2	2	0	1	5	10	5.6	11.3	.161
MINOR LEAGUE TOTALS		0-0	2.00	6	0	0	9.0	6	2	2	0	1	6	11	6.0	11.0	.171

## MINOR LEAGUE PLAYER BIOS (CONT.)

### McMILLON, JOHN

**RHP**

L/R | 6-3/225

**BORN** 1/27/98 in Lufkin, Texas

**OPENING DAY AGE** 25

**RESIDES** Jasper, Texas

**ACQUIRED** Signed as MiLB FA, 6/23/20

**SIGNING SCOUT** Chad Lee

**CAREER NOTES:** 2016: Graduated from Jasper High School (Texas) and was rated by Perfect Game as the No. 1 overall catcher in the state of Texas...was also a three-year letterman on the football team...selected by Tampa Bay in the 21st round of the First-Year Player Draft, but did not sign...2017: Attended Texas Tech University, where as a freshman he pitched to a 1.75 ERA (5 ER in 25.2 IP) in 24 relief appearances and hit 8 home runs in 77 plate appearances (.884 OPS)...2018: Made 17 appearances (12 starts) on the mound and went 5-3, but made just 33 appearances at the plate...2019: Selected by Detroit in the 11th round of the First-Year Player Draft, but chose to return for his senior season...2020: Struck out 20 batters in 9.1 innings over 7 appearances as a senior (19.3 K/9) before the season was suspended due to the COVID-19 pandemic.

YEAR TEAM	W-L	ERA	G	GS	SV	IP	H	R	ER	HR	HB	BB	SO	BB/9	SO/9	AVG	
2020																	
Did not play (no minor league season)																	
2021	ACL Royals Blue (R)	0-1	6.52	6	1	0	9.2	10	8	7	1	1	6	18	5.6	16.8	.256
	ACL Royals Gold (R)	0-0	9.82	3	0	0	3.2	5	4	4	2	0	3	7	7.4	17.2	.313
	Columbia (A)	0-0	7.36	4	0	0	3.2	1	3	3	1	1	4	7	9.8	17.2	.083
2022	Columbia (A)	1-2	6.10	26	0	0	31.0	17	23	21	2	1	38	45	11.0	13.1	.167
<b>MINOR LEAGUE TOTALS</b>		<b>1-3</b>	<b>6.56</b>	<b>39</b>	<b>1</b>	<b>0</b>	<b>48.0</b>	<b>33</b>	<b>38</b>	<b>35</b>	<b>6</b>	<b>3</b>	<b>51</b>	<b>77</b>	<b>9.6</b>	<b>14.4</b>	<b>.195</b>

### MCNAIR, BRENNON

**IF**

R/R | 6-1/175

**BORN** 9/15/02 in Flowood, Miss.

**OPENING DAY AGE** 20

**RESIDES** Magee, Miss.

**ACQUIRED** 11th Round, 2021 Draft

**SIGNING SCOUT** Travis Ezi

**CAREER NOTES:** 2021: Graduated as valedictorian of his senior class at Magee High School (Miss.) and signed a letter of intent to play at South Alabama University, prior to signing with Kansas City...was named Co-Player of the Year in 3A Baseball by the Mississippi Association of Coaches, after batting .527 with 39 runs, 43 RBI, 12 doubles and 11 home runs at the plate, and pitched to a 6-2 record with 65 strikeouts and a 1.42 ERA in 54.1 innings on the mound during his senior season...appeared in 10 games in the ACL during his first professional season, slashing .323/.432/.548 (10-for-31, .980 OPS) with 1 double, 2 home runs, 4 stolen bases, 8 RBI and 7 runs...went 3-for-3 with 2 home runs in his 4th professional game on Aug. 27 at the ACL D-backs, homering off Carlos Meza in the 4th inning and Abraham Calzadilla in the 6th, his first 2 career home runs.

YEAR TEAM	G	AB	R	H	2B	3B	HR	RBI	HBP	BB	SO	SB	CS	AVG	OBP	SLG	OPS	E
2021	ACL Royals Blue (R)	4	9	3	5	0	2	2	0	1	1	1	1	.556	.600	1.222	1.822	3
	ACL Royals Gold (R)	6	22	4	5	1	0	6	3	2	8	3	1	.227	.370	.273	.643	1
2022	ACL Royals (R)	42	156	28	36	5	4	6	19	5	17	50	7	.321	.322	.429	.751	12
<b>MINOR LEAGUE TOTALS</b>		<b>52</b>	<b>187</b>	<b>35</b>	<b>46</b>	<b>6</b>	<b>4</b>	<b>8</b>	<b>27</b>	<b>8</b>	<b>20</b>	<b>59</b>	<b>11</b>	<b>.246</b>	<b>.341</b>	<b>.449</b>	<b>.790</b>	<b>14</b>

### MEANS, JAKE

**IF**

R/R | 6-2/215

**BORN** 4/14/96 in Olathe, Kan.

**OPENING DAY AGE** 26

**RESIDES** Olathe, Kan.

**ACQUIRED** 22nd Round, 2019 Draft

**SIGNING SCOUT** Mike Farrell

**CAREER NOTES:** 2015: Graduated from Gardner Edgerton High School (Kan.)...2016-17: Played two seasons at Cowley College, where he earned first team All-Region and first team All-Conference at shortstop...2018: Transferred to Indiana State University...2019: Named Missouri Valley Conference Defensive Player of the Year as a senior and honorable mention honors at third base...hit .286 and led Indiana State with 42 RBI and 17 hit-by-pitches, while finishing 2nd with a .417 on-base percentage and 33 walks...2021: Played in 97 games between Class-A Columbia and Advanced-A Quad Cities, recording 37 extra-base hits and 52 RBI...played for Surprise in the Arizona Fall League, appearing in 19 games...he's the brother of Orioles pitcher John Means, and was teammates at ISU with Royals 9th-round pick in 2019, Clay Dungan.

YEAR TEAM	G	AB	R	H	2B	3B	HR	RBI	HBP	BB	SO	SB	CS	AVG	OBP	SLG	OPS	E
2019	Burlington (R)	60	210	41	56	11	1	5	29	17	36	51	2	.267	.410	.400	.810	13
2020																		
Did not play (no minor league season)																		
2021	Columbia (A)	28	96	23	20	6	0	6	18	2	20	32	2	.208	.356	.458	.814	5
	Quad Cities (A+)	69	247	32	56	13	2	10	34	3	39	78	3	.227	.338	.417	.755	9
2022	NW Arkansas (AA)	107	375	55	78	22	0	11	48	5	49	119	10	.208	.307	.355	.662	18
<b>MINOR LEAGUE TOTALS</b>		<b>264</b>	<b>928</b>	<b>151</b>	<b>210</b>	<b>52</b>	<b>3</b>	<b>32</b>	<b>129</b>	<b>27</b>	<b>144</b>	<b>280</b>	<b>17</b>	<b>.226</b>	<b>.345</b>	<b>.392</b>	<b>.737</b>	<b>45</b>

### MEDINA, JOSÉ

**C**

S/R | 5-10/185

**BORN** 4/16/05 in Valencia, Venezuela

**OPENING DAY AGE** 17

**RESIDES** Valencia, Venezuela

**ACQUIRED** Signed as IFA, 3/16/22

**SIGNING SCOUT** Alberto Garcia

YEAR TEAM	G	AB	R	H	2B	3B	HR	RBI	HBP	BB	SO	SB	CS	AVG	OBP	SLG	OPS	E
2022	DSL Royals Glass	11	25	3	3	1	0	0	1	0	5	11	0	.120	.267	.160	.427	0
	DSL Royals Stewart	26	74	17	26	2	1	0	10	3	17	14	0	.351	.489	.405	.894	3
<b>MINOR LEAGUE TOTALS</b>		<b>37</b>	<b>99</b>	<b>20</b>	<b>29</b>	<b>3</b>	<b>1</b>	<b>0</b>	<b>11</b>	<b>3</b>	<b>22</b>	<b>25</b>	<b>0</b>	<b>.293</b>	<b>.435</b>	<b>.343</b>	<b>.778</b>	<b>0</b>

### MEDINA, RAIMEL

**OF**

R/R | 5-11/165

**BORN** 11/15/04 in Hondo Valle, D.R.

**OPENING DAY AGE** 18

**RESIDES** Hondo Valle, D.R.

**ACQUIRED** Signed as IFA, 1/20/22

**SIGNING SCOUT** Nicolas Bautista

YEAR TEAM	G	AB	R	H	2B	3B	HR	RBI	HBP	BB	SO	SB	CS	AVG	OBP	SLG	OPS	E
2022	DSL Royals Glass	51	143	16	36	6	0	1	13	5	19	30	15	.252	.357	.315	.672	3

## MINOR LEAGUE PLAYER BIOS (CONT.)

### MEDRANO, RONALD

RHP

R/R | 6-0/168 **BORN** 9/17/95 in Managua, Nicaragua **OPENING DAY AGE** 27  
**RESIDES** Managua, Nicaragua **ACQUIRED** Signed as MiLB FA, 2/13/23

**CAREER NOTES:** 2012: Signed with St. Louis as a non-drafted free agent on Aug. 18...2013: Made his professional debut with the DSL Cardinals, going 2-2 with a 2.80 ERA (11 ER in 35.1 IP)...2017: Was released by St. Louis after missing 2016-17 due to injury...2021-22: Played two seasons in the Nicaraguan Winter League, going 9-1 with a 1.97 ERA (18 ER in 82.1 IP) over 17 games (14 starts), with 90 strikeouts and 22 walks...2023: Signed by Kansas City as a minor league free agent on Feb. 13...pitched for Team Nicaragua in the World Baseball Classic.

YEAR	TEAM	W-L	ERA	G	GS	SV	IP	H	R	ER	HR	HB	BB	SO	BB/9	SO/9	AVG
2013	DSL Cardinals	2-2	2.80	8	8	0	35.1	37	12	11	1	5	11	28	2.8	7.1	.262
2014		Did not play (injured)															
2015	DSL Cardinals	3-2	2.20	11	7	0	49.0	46	19	12	1	5	12	35	2.2	6.4	.246
	GCL Cardinals (R)	1-1	3.60	6	0	0	15.0	13	6	6	0	0	4	8	2.4	4.8	.236
2016		Did not play (injured)															
2017		Did not play (injured)															
2018		Did not play affiliated ball															
2019		Did not play affiliated ball															
2020		Did not play affiliated ball															
2021		Did not play affiliated ball															
2022		Did not play affiliated ball															
<b>MINOR LEAGUE TOTALS</b>		<b>6-5</b>	<b>2.63</b>	<b>25</b>	<b>15</b>	<b>0</b>	<b>99.1</b>	<b>96</b>	<b>37</b>	<b>29</b>	<b>2</b>	<b>10</b>	<b>27</b>	<b>71</b>	<b>2.5</b>	<b>6.4</b>	<b>.251</b>

### MEJÍA, JUAN

RHP

R/R | 6-3/180 **BORN** 11/24/03 in Cotuí, D.R. **OPENING DAY AGE** 19  
**RESIDES** Cotuí, D.R. **ACQUIRED** Signed as IFA, 8/8/22 **SIGNING SCOUT** Nicolas Bautista

YEAR	TEAM	W-L	ERA	G	GS	SV	IP	H	R	ER	HR	HB	BB	SO	BB/9	SO/9	AVG
2022	DSL Royals Stewart	0-0	16.20	2	0	0	1.2	5	3	3	0	0	1	1	5.4	5.4	.556

### MENDEZ, ESLAHIBER

RHP

R/R | 5-11/165 **BORN** 12/9/03 in Azua, D.R. **OPENING DAY AGE** 19  
**RESIDES** Azua, D.R. **ACQUIRED** Signed as IFA, 2/1/21 **SIGNING SCOUT** Elias Despradel

YEAR	TEAM	W-L	ERA	G	GS	SV	IP	H	R	ER	HR	HB	BB	SO	BB/9	SO/9	AVG
2021	DSL Royals White	0-2	9.95	4	0	0	6.1	5	10	7	0	1	9	8	12.8	11.4	.217
2022	DSL Royals Stewart	0-2	12.15	6	0	0	6.2	5	11	9	0	0	18	10	24.3	13.5	.217
<b>MINOR LEAGUE TOTALS</b>		<b>0-4</b>	<b>11.08</b>	<b>10</b>	<b>0</b>	<b>0</b>	<b>13.0</b>	<b>10</b>	<b>21</b>	<b>16</b>	<b>0</b>	<b>1</b>	<b>27</b>	<b>18</b>	<b>18.7</b>	<b>12.5</b>	<b>.217</b>

### MENDEZ, JAIRO

OF

L/L | 6-0/155 **BORN** 10/6/02 in Santo Domingo, D.R. **OPENING DAY AGE** 20  
**RESIDES** Santo Domingo, D.R. **ACQUIRED** Signed as IFA, 7/5/19 **SIGNING SCOUT** Edis Perez

YEAR	TEAM	G	AB	R	H	2B	3B	HR	RBI	HBP	BB	SO	SB	CS	AVG	OBP	SLG	OPS	E	
2020		Did not play (no minor league season)																		
2021	DSL Royals Blue	37	117	24	28	3	4	3	13	2	17	39	7	4	.239	.341	.410	.751	3	
2022	DSL Royals Stewart	49	154	25	43	10	2	2	24	1	21	51	11	3	.279	.365	.409	.774	7	
<b>MINOR LEAGUE TOTALS</b>		<b>86</b>	<b>271</b>	<b>49</b>	<b>71</b>	<b>13</b>	<b>6</b>	<b>5</b>	<b>37</b>	<b>3</b>	<b>38</b>	<b>90</b>	<b>18</b>	<b>7</b>	<b>.262</b>	<b>.354</b>	<b>.410</b>	<b>.764</b>	<b>10</b>	

### MENDIETA, AUGUSTO

RHP

R/R | 5-11/190 **BORN** 8/19/04 in Ciudad Valles, México **OPENING DAY AGE** 18  
**RESIDES** Ciudad Valles, México **ACQUIRED** Signed as IFA, 11/21/22 **SIGNING SCOUT** Manuel Samaniego

**CAREER NOTES:** 2022: Pitched in 5 games for the Águilas de Mexicali in the Mexican Winter League and pitched 5.0 scoreless innings, allowing just 1 hit.

YEAR	TEAM	W-L	ERA	G	GS	SV	IP	H	R	ER	HR	HB	BB	SO	BB/9	SO/9	AVG
2023		2023 will be his first year in professional ball															

### MICHEL, ISMAEL

RHP

R/R | 6-3/175 **BORN** 2/14/02 in Santo Domingo, D.R. **OPENING DAY AGE** 21  
**RESIDES** Santo Domingo Centro, D.R. **ACQUIRED** Signed as IFA, 1/18/21 **SIGNING SCOUT** Edis Perez

YEAR	TEAM	W-L	ERA	G	GS	SV	IP	H	R	ER	HR	HB	BB	SO	BB/9	SO/9	AVG
2021	DSL Royals White	0-0	0.00	1	0	0	2.0	0	1	0	0	0	1	2	4.5	9.0	.000
	DSL Royals Blue	1-0	4.30	8	2	0	14.2	9	8	7	1	1	7	21	4.3	12.9	.167
2022	DSL Royals Glass	1-0	4.80	8	0	1	15.0	9	8	8	1	1	8	21	4.8	12.6	.173
	DSL Royals Stewart	1-0	4.26	3	0	0	6.1	9	4	3	0	1	2	6	2.8	8.5	.321
<b>MINOR LEAGUE TOTALS</b>		<b>3-0</b>	<b>4.26</b>	<b>20</b>	<b>2</b>	<b>1</b>	<b>38.0</b>	<b>27</b>	<b>21</b>	<b>18</b>	<b>2</b>	<b>3</b>	<b>18</b>	<b>50</b>	<b>4.3</b>	<b>11.8</b>	<b>.193</b>

## MINOR LEAGUE PLAYER BIOS (CONT.)

### MONKE, CADEN

LHP

L/L | 6-3/170

BORN 9/2/99 in Mt. Olive, Ill.

OPENING DAY AGE 23

RESIDES Fayetteville, Ark.

ACQUIRED 14th Round, 2021 Draft

SIGNING SCOUT Matt Price

**CAREER NOTES:** 2018: Graduated from Mt. Olive High School (Ill.), where he notched 100 strikeouts over 66.1 innings, including 57 strikeouts in 26.2 innings as a senior...ranked as the No. 1 left-handed pitcher in the state of Illinois by Perfect Game in 2018, and his dad, Chris, was the head coach at Mt. Olive HS...2019-21: Pitched in parts of three seasons at the University of Arkansas, appearing in 12 games total between his freshman and sophomore seasons, before posting a 3.71 ERA (14 ER in 34.0 IP) in 27 relief appearances as a junior in 2021...reported to the ACL in August, where he made 4 appearances between both clubs before being promoted to Columbia for 2 games, and then again to Quad Cities, where he allowed 1 run over 6.1 innings to finish his season...recorded 1st strikeout in Game 5 of the Advanced-A Central Championship-clinching win over Cedar Rapids.

YEAR	TEAM	W-L	ERA	G	GS	SV	IP	H	R	ER	HR	HB	BB	SO	BB/9	SO/9	AVG
2021	ACL Royals Blue (R)	0-0	0.00	3	0	0	3.2	0	0	0	0	0	2	5	4.9	12.3	.000
	ACL Royals Gold (R)	0-0	9.00	1	0	0	1.0	2	1	1	0	0	1	2	9.0	18.0	.333
	Columbia (A)	0-0	0.00	2	0	0	2.2	1	3	0	1	0	3	5	10.1	16.9	.100
	Quad Cities (A+)	0-0	1.42	5	0	0	6.1	4	1	1	0	0	1	5	1.4	7.1	.200
2022	Quad Cities (A+)	0-5	6.04	30	1	4	67.0	71	49	45	11	5	35	75	4.7	10.1	.275
<b>MINOR LEAGUE TOTALS</b>		<b>0-5</b>	<b>5.24</b>	<b>41</b>	<b>1</b>	<b>4</b>	<b>80.2</b>	<b>78</b>	<b>54</b>	<b>47</b>	<b>12</b>	<b>5</b>	<b>42</b>	<b>92</b>	<b>4.7</b>	<b>10.3</b>	<b>.256</b>

### MOTA, EDGAR

C

R/R | 6-1/170

BORN 12/14/05 in Valencia, Venezuela

OPENING DAY AGE 17

RESIDES Valencia, Venezuela

ACQUIRED Signed as IFA, 1/23/23

SIGNING SCOUT Alberto Garcia

YEAR	TEAM	G	AB	R	H	2B	3B	HR	RBI	HBP	BB	SO	SB	CS	AVG	OBP	SLG	OPS	E
2023		2023 will be his first year in professional ball																	

### MOZZICATO, FRANKIE

LHP

L/L | 6-3/175

BORN 6/19/03 in Hartford, Conn.

OPENING DAY AGE 19

RESIDES Ellington, Conn.

ACQUIRED 1st Round (7th), 2021 Draft

SIGNING SCOUT Casey Fahy

**CAREER NOTES:** 2021: Graduated from East Catholic High School (Conn.), where as a senior, he led the Eagles to the 2021 Class M State Championship with a 17-strikeout performance in the title game...recorded 30.1 consecutive innings without allowing a hit during his senior season, including four consecutive no-hitters...became the fifth Connecticut high school player selected in the 1st round of the Draft, and was committed to the University of Connecticut before signing with Kansas City...also became the second-highest Connecticut-based prep player selected in the history of the Draft, following Bobby Valentine (5th overall to Dodgers in 1968)...he was the second-youngest player selected in the 1st round, six days older than IF Carson Williams (28th overall by Tampa Bay)...2022: Spent his first professional season with Class-A Columbia, where he recorded 89 strikeouts over 69.0 innings (19 starts).

YEAR	TEAM	W-L	ERA	G	GS	SV	IP	H	R	ER	HR	HB	BB	SO	BB/9	SO/9	AVG
2022	Columbia (A)	2-6	4.30	19	19	0	69.0	55	43	33	6	3	51	89	6.7	11.6	.219

### MURDOCK, NOAH

RHP

R/R | 6-8/190

BORN 8/20/98 in Henrico, Va.

OPENING DAY AGE 24

RESIDES Colonial Heights, Va.

ACQUIRED 7th Round, 2019 Draft

SIGNING SCOUT Jim Farr

**CAREER NOTES:** 2016: Graduated from Colonial Heights High School (Va.) and was selected by Washington in the 38th round of the First-Year Player Draft, but did not sign...led his high school to its first volleyball state title as a senior and was named Virginia State Player of the Year...2017: Attended the University of Virginia, where he was named to the ACC All-Freshman Team and held opponents to a .219 average...missed parts of 2017-18 due to injury...2019: Had 69 strikeouts in 74.1 innings over 14 starts as a junior...spent his first professional season with Burlington (Rookie), going 3-1 with a 2.17 ERA (9 ER in 37.1 IP) over 11 outings (6 starts)...among Appalachian League pitchers who worked at least 35.0 innings, he ranked 2nd in ERA and 9th in K/9 (10.37)...2020: Participated in the club's Postseason Camp at Kauffman Stadium...2021: Appeared in 7 games (6 starts) with Advanced-A Quad Cities, going 2-1 with a 3.18 ERA over 22.2 innings pitched...2022: Made 17 starts across Double-A Northwest Arkansas (7) and High-A Quad Cities (10), pitching just over 70.0 innings...pitched for Surprise in the Arizona Fall League, yielding 1 run over 4.0 innings with 3 strikeouts.

YEAR	TEAM	W-L	ERA	G	GS	SV	IP	H	R	ER	HR	HB	BB	SO	BB/9	SO/9	AVG
2019	Burlington (R)	3-1	2.17	11	6	0	37.1	35	12	9	2	4	11	43	2.7	10.4	.246
2020		Did not play (no minor league season)															
2021	Quad Cities (A+)	2-1	3.18	7	6	0	22.2	15	9	8	0	2	11	19	4.4	7.5	.181
2022	Quad Cities (A+)	0-1	5.36	10	10	0	40.1	41	28	24	3	6	24	39	5.4	8.7	.261
	NW Arkansas (AA)	0-6	9.00	7	7	0	30.0	43	30	30	9	6	20	25	6.0	7.5	.344
<b>MINOR LEAGUE TOTALS</b>		<b>5-9</b>	<b>4.90</b>	<b>35</b>	<b>29</b>	<b>0</b>	<b>130.1</b>	<b>134</b>	<b>79</b>	<b>71</b>	<b>14</b>	<b>18</b>	<b>66</b>	<b>126</b>	<b>4.6</b>	<b>8.7</b>	<b>.264</b>

## MINOR LEAGUE PLAYER BIOS (CONT.)

### NEGRET, JUAN CARLOS

**OF**

R/R | 6-1/190

**BORN** 6/19/99 in La Habana, Cuba

**OPENING DAY AGE** 23

**RESIDES** Santo Domingo Este, D.R.

**ACQUIRED** Signed as MiLB FA, 12/6/17

**SIGNING SCOUTS** A. Gonzalez/R. Francisco

**CAREER NOTES:** 2017: Signed by Atlanta as a non-drafted free agent, May 15...was one of 13 Atlanta prospects granted free agency after a Major League Baseball investigation determined the Braves circumvented the international signing guidelines...2019: Ranked 2nd among Royals farmhands with a then-career-high 19 home runs and tied for 3rd with a then-career-best 63 RBI...2021: Spent the entire season with Class-A Columbia, where he led the team and all Low-A East batters in home runs (23) and finished 3rd in RBI (76), while both marks were career bests...he also finished tied for 7th in the league in walks (56) and 8th in extra-base hits (36)...he led Columbia in games played (100) and tied for 2nd in runs scored (56) and tied for 4th in doubles (13)...2022: Spent the season with High-A Quad Cities, where he hit 18 home runs, which ranked tied for 5th among Royals farmhands with Vinnie Pasquantino.

YEAR	TEAM	G	AB	R	H	2B	3B	HR	RBI	HBP	BB	SO	SB	CS	AVG	OBP	SLG	OPS	E
2017	DSL Braves	50	174	31	46	14	1	2	10	16	27	47	23	9	.264	.410	.391	.801	2
2018	Burlington (R)	54	201	30	45	11	1	9	32	5	13	60	3	2	.224	.284	.423	.707	3
2019	Idaho Falls (R)	68	250	36	60	14	0	13	47	5	16	74	6	0	.240	.292	.452	.744	3
	Lexington (A)	39	134	20	23	6	0	6	16	7	15	57	1	1	.172	.285	.351	.636	1
2020	Did not play (no minor league season)																		
2021	Columbia (A)	100	358	56	61	13	0	23	76	11	56	155	3	2	.170	.298	.399	.697	4
2022	Quad Cities (A+)	91	329	43	73	16	1	18	68	4	35	94	1	0	.222	.297	.441	.738	0
<b>MINOR LEAGUE TOTALS</b>		<b>402</b>	<b>1446</b>	<b>216</b>	<b>308</b>	<b>74</b>	<b>3</b>	<b>71</b>	<b>249</b>	<b>48</b>	<b>162</b>	<b>487</b>	<b>37</b>	<b>14</b>	<b>.213</b>	<b>.308</b>	<b>.416</b>	<b>.724</b>	<b>13</b>

### NEUWEILER, CHARLIE

**RHP**

R/R | 6-1/205

**BORN** 2/8/99 in East Elmhurst, N.Y.

**OPENING DAY AGE** 24

**RESIDES** Maspeth, N.Y.

**ACQUIRED** 5th Round, 2017 Draft

**SIGNING SCOUT** Casey Fahy

**CAREER NOTES:** 2017: Graduated from Monsignor McClancy Memorial High School (N.Y.), where he went 7-2 with a 0.28 ERA (2 ER in 64.2 IP) as a senior, with 6 shutouts and 110 strikeouts (15.3 K/9), leading his school to 21 wins, its most in 25 years...he and his twin brother, Ryan, were committed to Long Island University Brooklyn, before Charlie signed with Kansas City...named Surprise Pitcher of the Year in his professional debut, posting a 1.76 ERA (8 ER in 41.0 IP) that would have led the Arizona League, but he fell 4.0 innings shy of qualifying...2019: Led Royals farmhands with 27 starts and ranked 2nd with 148.2 innings and 153 strikeouts...recorded his first career complete game in the second half of a doubleheader on Aug. 28 vs. West Virginia—his final regular season start—in which he allowed just 1 run on 4 hits and 1 walk over 7.0 innings, with 10 strikeouts.

YEAR	TEAM	W-L	ERA	G	GS	SV	IP	H	R	ER	HR	HB	BB	SO	BB/9	SO/9	AVG
2017	Surprise (R)	3-3	1.76	12	5	0	41.0	28	13	8	3	2	12	34	2.6	7.5	.192
2018	Burlington (R)	0-1	6.30	2	2	0	10.0	13	7	2	1	2	10	1.8	9.0	.310	
	Lexington (A)	2-3	5.58	11	11	0	50.0	50	39	31	8	9	23	46	4.1	8.3	.258
2019	Lexington (A)	7-10	4.36	27	27	0	148.2	136	85	72	17	13	63	153	3.8	9.3	.241
2020	Did not play (no minor league season)																
2021	ACL Royals Blue (R)	0-0	0.00	2	2	0	4.2	3	0	0	0	0	0	6	0.0	11.6	.176
	Quad Cities (A+)	2-3	4.81	13	12	0	58.0	64	37	31	7	5	23	50	3.6	7.8	.278
2022	Quad Cities (A+)	6-7	4.94	25	17	0	94.2	100	57	52	5	5	41	82	3.9	7.8	.276
	NW Arkansas (AA)	0-0	15.00	2	0	0	3.0	5	5	5	0	1	3	3	9.0	9.0	.417
	Omaha (AAA)	0-0	27.00	1	0	0	0.2	2	2	2	0	0	3	0	40.5	0.0	.500
<b>MINOR LEAGUE TOTALS</b>		<b>20-27</b>	<b>4.56</b>	<b>95</b>	<b>76</b>	<b>0</b>	<b>410.2</b>	<b>401</b>	<b>245</b>	<b>208</b>	<b>42</b>	<b>36</b>	<b>170</b>	<b>384</b>	<b>3.7</b>	<b>8.4</b>	<b>.255</b>

### NEWTON, SHERVYEN

**IF**

S/R | 6-4/209

**BORN** 4/24/99 in Tilburg, Netherlands

**RESIDES** Willemstad, Curaçao

**OPENING DAY AGE** 23

**ACQUIRED** Rule 5 Draft (AAA), 12/7/22

**SIGNING SCOUTS** S. Reina/H. Rincones/H. Herrera/C. Becerra (NYM)

YEAR	TEAM	G	AB	R	H	2B	3B	HR	RBI	HBP	BB	SO	SB	CS	AVG	OBP	SLG	OPS	E
2016	DSL Mets 2	35	118	18	20	5	1	0	5	10	22	32	0	5	.169	.347	.229	.576	6
2017	DSL Mets 2	66	241	51	75	11	9	1	31	4	50	57	10	4	.311	.433	.444	.877	15
2018	Kingsport (R)	56	207	50	58	16	2	5	41	4	46	84	4	0	.280	.408	.449	.857	11
2019	Columbia (A)	109	382	35	80	15	2	9	32	2	37	139	1	4	.209	.283	.330	.613	19
2020	Did not play (no minor league season)																		
2021	St. Lucie (A)	30	116	17	22	6	0	2	24	2	20	58	1	1	.190	.312	.293	.605	4
2022	St. Lucie (A)	24	84	12	25	9	0	4	16	1	10	29	0	0	.298	.375	.548	.923	6
	Brooklyn (A+)	96	327	47	65	13	3	8	46	8	39	134	1	1	.199	.297	.330	.627	14
<b>MINOR LEAGUE TOTALS</b>		<b>416</b>	<b>1475</b>	<b>230</b>	<b>345</b>	<b>75</b>	<b>17</b>	<b>29</b>	<b>195</b>	<b>31</b>	<b>224</b>	<b>533</b>	<b>17</b>	<b>15</b>	<b>.234</b>	<b>.343</b>	<b>.367</b>	<b>.710</b>	<b>48</b>

## MINOR LEAGUE PLAYER BIOS (CONT.)

### NORIEGA, CRUZ

**RHP**

R/R | 6-1/175 **BORN** 10/1/97 in Porlamar, Venezuela **OPENING DAY AGE** 25  
**RESIDES** Bolivar, Venezuela **ACQUIRED** Signed as IFA, 1/30/18 **SIGNING SCOUTS** E. Fuentes/J. Gonzalez

**CAREER NOTES:** 2021: Appeared in 17 games (11 starts) for Class-A Columbia, as well as 2 games in the ACL, covering a career-high 73.1 innings with a 4.05 combined ERA (33 ER) with 81 strikeouts to just 14 walks.

YEAR	TEAM	W-L	ERA	G	GS	SV	IP	H	R	ER	HR	HB	BB	SO	BB/9	SO/9	AVG
2018	DSL Royals 1	2-4	4.18	14	3	3	32.1	33	19	15	0	4	8	30	2.2	8.4	.262
2019	Surprise (R)	3-3	5.11	13	5	0	44.0	55	29	25	2	2	17	37	3.5	7.6	.313
2020		Did not play (no minor league season)															
2021	ACL Royals Gold (R)	0-0	0.00	1	1	0	1.0	0	0	0	0	0	0	1	0.0	9.0	.000
	ACL Royals Blue (R)	0-1	9.00	1	1	0	2.0	3	2	2	0	0	1	4	4.5	18.0	.333
	Columbia (A)	5-3	3.97	17	11	1	70.1	69	36	31	7	2	13	76	1.7	9.7	.255
2022		Did not play (injured)															
<b>MINOR LEAGUE TOTALS</b>		<b>10-11</b>	<b>4.39</b>	<b>46</b>	<b>21</b>	<b>4</b>	<b>149.2</b>	<b>160</b>	<b>86</b>	<b>73</b>	<b>9</b>	<b>8</b>	<b>39</b>	<b>148</b>	<b>2.4</b>	<b>8.9</b>	<b>.274</b>

### NOVA, CHARLES

**IF**

R/R | 5-10/155 **BORN** 1/15/05 in Miami, Fla. **OPENING DAY AGE** 18  
**RESIDES** Santo Domingo, D.R. **ACQUIRED** Signed as IFA, 1/26/22 **SIGNING SCOUT** Edis Perez

YEAR	TEAM	G	AB	R	H	2B	3B	HR	RBI	HBP	BB	SO	SB	CS	AVG	OBP	SLG	OPS	E
2022	DSL Royals Glass	38	112	14	25	3	0	0	11	2	16	22	4	3	.223	.323	.250	.573	8

### NOVA, FRAYNEL

**RHP**

R/R | 6-0/190 **BORN** 5/22/02 in Azua, D.R. **OPENING DAY AGE** 20  
**RESIDES** Azua, D.R. **ACQUIRED** Signed as IFA, 7/1/22 **SIGNING SCOUT** Edis Perez

YEAR	TEAM	W-L	ERA	G	GS	SV	IP	H	R	ER	HR	HB	BB	SO	BB/9	SO/9	AVG
2022	DSL Royals Glass	0-1	2.75	8	5	0	19.2	17	9	6	1	0	5	19	2.3	8.7	.230

### NOVAS, ELVIS

**RHP**

R/R | 6-0/180 **BORN** 9/2/02 in Cristóbal, D.R. **OPENING DAY AGE** 20  
**RESIDES** Cristóbal, D.R. **ACQUIRED** Signed as IFA, 7/21/21 **SIGNING SCOUTS** R. Vasquez/F. Feliciano

YEAR	TEAM	W-L	ERA	G	GS	SV	IP	H	R	ER	HR	HB	BB	SO	BB/9	SO/9	AVG
2021	DSL Royals Blue	2-0	3.91	11	0	1	23.0	29	12	10	1	1	7	27	2.7	10.6	.319
2022	ACL Royals (R)	0-2	4.50	10	1	0	30.0	28	18	15	3	2	8	30	2.4	9.0	.239
<b>MINOR LEAGUE TOTALS</b>		<b>2-2</b>	<b>4.25</b>	<b>21</b>	<b>1</b>	<b>1</b>	<b>53.0</b>	<b>57</b>	<b>30</b>	<b>25</b>	<b>4</b>	<b>3</b>	<b>15</b>	<b>57</b>	<b>2.6</b>	<b>9.7</b>	<b>.274</b>

### NOVAS, JOSI

**IF**

R/R | 6-4/180 **BORN** 2/12/05 in Barahona, D.R. **OPENING DAY AGE** 18  
**RESIDES** Barahona, D.R. **ACQUIRED** Signed as IFA, 1/20/22 **SIGNING SCOUTS** N. Bautista/R. Francisco

YEAR	TEAM	G	AB	R	H	2B	3B	HR	RBI	HBP	BB	SO	SB	CS	AVG	OBP	SLG	OPS	E
2022	DSL Royals Stewart	8	24	10	7	3	2	0	5	0	6	10	2	0	.292	.433	.583	1.016	3
	DSL Royals Glass	36	112	15	23	10	1	4	23	1	12	47	5	2	.205	.283	.420	.703	12
<b>MINOR LEAGUE TOTALS</b>		<b>44</b>	<b>136</b>	<b>25</b>	<b>30</b>	<b>13</b>	<b>3</b>	<b>4</b>	<b>28</b>	<b>1</b>	<b>18</b>	<b>57</b>	<b>7</b>	<b>2</b>	<b>.221</b>	<b>.312</b>	<b>.449</b>	<b>.761</b>	<b>15</b>

### NUEL, OMAR

**OF**

R/R | 6-1/170 **BORN** 5/12/03 in La Romana, D.R. **OPENING DAY AGE** 19  
**RESIDES** La Romana, D.R. **ACQUIRED** Signed as IFA, 7/5/19 **SIGNING SCOUT** Rafael Vasquez

YEAR	TEAM	G	AB	R	H	2B	3B	HR	RBI	HBP	BB	SO	SB	CS	AVG	OBP	SLG	OPS	E
2021	DSL Royals Blue	38	121	26	33	4	1	3	18	1	12	39	3	2	.273	.343	.397	.740	3
2022	ACL Royals (R)	30	92	17	21	4	0	6	16	1	7	38	8	0	.228	.290	.467	.757	2
<b>MINOR LEAGUE TOTALS</b>		<b>68</b>	<b>213</b>	<b>43</b>	<b>54</b>	<b>8</b>	<b>1</b>	<b>9</b>	<b>34</b>	<b>2</b>	<b>19</b>	<b>77</b>	<b>11</b>	<b>2</b>	<b>.254</b>	<b>.321</b>	<b>.427</b>	<b>.748</b>	<b>5</b>

### NÚÑEZ, ANDRÉS

**RHP**

See page 133

### ODUBER, SHAWNDRICK

**RHP**

R/R | 6-0/170 **BORN** 12/16/04 in De Bruynewijk, Aruba **OPENING DAY AGE** 18  
**RESIDES** De Bruynewijk, Aruba **ACQUIRED** Signed as IFA, 9/8/22 **SIGNING SCOUT** Edson Kelly

YEAR	TEAM	W-L	ERA	G	GS	SV	IP	H	R	ER	HR	HB	BB	SO	BB/9	SO/9	AVG
2023		2023 will be his first year in professional ball															

## MINOR LEAGUE PLAYER BIOS (CONT.)

### OLIVAREZ, MARCUS

**RHP**

R/R | 6-3/200

**BORN** 9/12/98 in Columbus, Texas

**OPENING DAY AGE** 24

**RESIDES** Columbus, Texas

**ACQUIRED** Signed as MiLB FA, 7/24/22

**SIGNING SCOUT** Josh Hallgren

**CAREER NOTES: 2018-21:** Pitched in parts of four seasons at Lamar University (Texas)...**2022:** Transferred to the University of Texas, where he allowed 2 runs over 26.0 innings of work as a redshirt senior...signed with the Royals on July 24 and reported to the Arizona Complex League, where he made 3 scoreless appearances.

YEAR TEAM	W-L	ERA	G	GS	SV	IP	H	R	ER	HR	HB	BB	SO	BB/9	SO/9	AVG
2022 ACL Royals (R)	0-0	0.00	3	0	0	4.0	1	0	0	0	0	1	6	2.3	13.5	.077

### OLMOS, JUAN

**C**

R/R | 6-2/200

**BORN** 11/22/04 in Turbaco, Colombia

**OPENING DAY AGE** 18

**RESIDES** Turbaco, Colombia

**ACQUIRED** Signed as IFA, 1/19/22

**SIGNING SCOUTS** R. Miranda/O Estevez

**CAREER NOTES: 2021:** Was ranked No. 25 on MLB.com's Top 50 International Prospects list prior to signing with the Royals...is the nephew of Royals scout Rafael Miranda.

YEAR TEAM	G	AB	R	H	2B	3B	HR	RBI	HBP	BB	SO	SB	CS	AVG	OBP	SLG	OPS	E
2022 DSL Royals Glass	17	49	7	8	0	1	1	6	2	5	20	0	0	.163	.268	.265	.533	2

### ORASMA, ALEXANDER

**IF**

S/R | 6-0/165

**BORN** 11/19/04 in Higuerote, Venezuela

**OPENING DAY AGE** 18

**RESIDES** Caracas, Venezuela

**ACQUIRED** Signed as IFA, 2/4/22

**SIGNING SCOUTS** A. Garcia/J. Gonzalez

YEAR TEAM	G	AB	R	H	2B	3B	HR	RBI	HBP	BB	SO	SB	CS	AVG	OBP	SLG	OPS	E
2022 DSL Royals Glass	40	106	8	23	4	0	0	7	0	10	26	7	1	.217	.282	.255	.537	5

### OZUNA, JUAN

**LHP**

L/L | 5-10/175

**BORN** 10/26/04 in Hermanas Mirabal, D.R.

**OPENING DAY AGE** 18

**RESIDES** Hermanas Mirabal, D.R.

**ACQUIRED** Signed as IFA, 1/18/22

**SIGNING SCOUTS** E. Perez/E. Despradel

YEAR TEAM	W-L	ERA	G	GS	SV	IP	H	R	ER	HR	HB	BB	SO	BB/9	SO/9	AVG
2022 DSL Royals Stewart	2-0	3.91	12	0	0	25.1	24	14	11	1	1	12	24	4.3	8.5	.247

### PANZINI, SHANE

**RHP**

R/R | 6-3/220

**BORN** 10/30/01 in Spring Lake, N.J.

**OPENING DAY AGE** 21

**RESIDES** Spring Lake, N.J.

**ACQUIRED** 4th Round, 2021 Draft

**SIGNING SCOUT** Casey Fahy

**CAREER NOTES: 2021:** Went 9-0 with a 0.91 ERA in 61.2 innings as a senior at Red Bank Catholic High School (N.J.), and recorded a single-season record 115 strikeouts...he became the highest-drafted player out of Red Bank Catholic High School, surpassing Ryan Kalish, who was selected by Boston in the 9th round in 2006...was committed to play baseball at the University of Virginia, prior to signing with Kansas City.

YEAR TEAM	W-L	ERA	G	GS	SV	IP	H	R	ER	HR	HB	BB	SO	BB/9	SO/9	AVG
2022 Columbia (A)	0-4	4.00	17	17	0	63.0	66	40	35	9	3	38	66	5.4	9.4	.277

### PARRA, ÁNGEL

**OF**

L/L | 6-0/156

**BORN** 1/26/04 in Santiago de los Caballeros, D.R.

**OPENING DAY AGE** 19

**RESIDES** Santiago de los Caballeros, D.R.

**ACQUIRED** Signed as IFA, 1/19/21

**SIGNING SCOUT** Fausto Morel

YEAR TEAM	G	AB	R	H	2B	3B	HR	RBI	HBP	BB	SO	SB	CS	AVG	OBP	SLG	OPS	E
2021 DSL Royals Blue	1	2	0	0	0	0	0	0	0	1	0	0	0	.000	.000	.000	.000	0
DSL Royals White	38	107	15	22	3	0	1	9	3	14	28	11	5	.206	.315	.262	.577	1
2022 DSL Royals Glass	12	41	5	5	1	0	1	2	0	5	15	2	0	.122	.217	.220	.437	0
DSL Royals Stewart	22	74	7	23	5	0	1	9	3	7	10	6	2	.311	.393	.419	.812	1
MINOR LEAGUE TOTALS	73	224	27	50	9	0	3	20	6	26	54	19	7	.223	.320	.304	.624	2



## MINOR LEAGUE PLAYER BIOS (CONT.)

### PARRISH, DREW LHP

L/L | 5-11/195 **BORN** 12/8/97 in Cape Canaveral, Fla. **OPENING DAY AGE** 25  
**RESIDES** Tallahassee, Fla. **ACQUIRED** 8th Round, 2019 Draft **SIGNING SCOUT** Jim Buckley

**CAREER NOTES:** **2016:** Graduated from Rockledge High School (Fla.), where he was a *Rawlings/Perfect Game* honorable mention All-American...**2018:** Named All-ACC first team as a sophomore at Florida State University, when he had a 2.52 ERA, 128 strikeouts and held opponents to a .186 average...**2019:** Went 8-5 with 112 strikeouts in 81.2 innings (12.3 K/9) across 17 outings (16 starts) as a junior...**2021:** Went 5-4 with Double-A Northwest Arkansas and posted a 3.36 ERA (31 ER in 83.0 IP) through 18 appearances (17 starts), while ranking 2nd on the team with 95 strikeouts...also pitched 15.2 scoreless innings for Advanced-A Quad Cities, finishing the season with a combined 2.83 ERA (31 ER in 98.2 IP), the 3rd-lowest ERA by a Royals farmhand, and 118 strikeouts, which ranked 5th-best in the system...while with the River Bandits, was named the Quad Cities Pitcher of the Month for May, throwing all of his 15.2 scoreless innings with them before being promoted to Double-A...made the start in the Double-A Central clinching Game 5 vs. Wichita, covering 4.0 innings with 5 strikeouts, allowing 2 runs in the Naturals' 6-2 victory...was named an MiLB Organization All-Star as a left-handed starting pitcher...**2022:** Earned Northwest Arkansas Pitcher of the Year honors with a 2.13 ERA (13 ER in 55.0 IP) over 10 starts while striking out 48 batters and allowing just 14 walks for a 3.4 K/BB ratio...after going 1-1 with a 3.32 ERA (7 ER in 19.0 IP) in April, the left hander hit his stride in May as he took home back-to-back Texas League Player of the Week awards from May 2-8 and 9-15, and finished with the Player of the Month title, going 3-1 with a 0.59 ERA (2 ER in 30.2 IP) with 29 strikeouts, 4 walks and a .144 (15-for-104) opponents' batting average...he made one final start in Northwest Arkansas on June 1 before being promoted to Triple-A Omaha, where he made 17 appearances (15 starts) to end the season.

YEAR TEAM	W-L	ERA	G	GS	SV	IP	H	R	ER	HR	HB	BB	SO	BB/9	SO/9	AVG
2019 Burlington (R)	3-0	2.52	9	4	0	25.0	19	7	7	4	0	4	39	1.4	14.0	.211
2020	Did not play (no minor league season)															
2021 Quad Cities (A+)	1-0	0.00	4	1	1	15.2	5	0	0	0	0	3	23	1.7	13.2	.096
NW Arkansas (AA)	5-4	3.36	18	17	0	83.0	65	34	31	8	4	25	95	2.7	10.3	.215
2022 NW Arkansas (AA)	4-3	2.13	10	10	0	55.0	31	16	13	5	5	14	48	2.3	7.9	.160
Omaha (AAA)	3-8	5.62	17	15	0	73.2	69	54	46	15	3	44	51	5.4	6.2	.247
<b>MINOR LEAGUE TOTALS</b>	<b>16-15</b>	<b>3.46</b>	<b>58</b>	<b>47</b>	<b>1</b>	<b>252.1</b>	<b>189</b>	<b>111</b>	<b>97</b>	<b>32</b>	<b>12</b>	<b>90</b>	<b>256</b>	<b>3.2</b>	<b>9.1</b>	<b>.206</b>

### PATTESON, HUNTER LHP

L/L | 6-4/190 **BORN** 4/4/00 in Boynton Beach, Fla. **OPENING DAY AGE** 22  
**RESIDES** Fellsmere, Fla. **ACQUIRED** 5th Round, 2022 Draft **SIGNING SCOUT** Daniel Guerrero

**CAREER NOTES:** **2019:** Named First-Team All-Treasure Coast all four years at Vero Beach High School, where he went 6-1 with an 0.91 ERA as a senior...was selected by the Chicago Cubs in the 35th round of the 2019 First-Year Player Draft out of Vero Beach High School, but chose to attend college instead.

YEAR TEAM	W-L	ERA	G	GS	SV	IP	H	R	ER	HR	HB	BB	SO	BB/9	SO/9	AVG
2022	Did not play (injured)															

### PAULINO, ANDERSON RHP

R/R | 6-2/200 **BORN** 9/12/98 in Sabana Grande de Palenque, D.R. **OPENING DAY AGE** 24  
**RESIDES** Sabana Grande de Palenque, D.R. **ACQUIRED** Signed as IFA, 8/22/17 **SIGNING SCOUT** Rafael Vasquez

YEAR TEAM	W-L	ERA	G	GS	SV	IP	H	R	ER	HR	HB	BB	SO	BB/9	SO/9	AVG
2018 DSL Royals 1	1-3	7.47	8	2	0	15.2	18	15	13	0	1	10	11	5.7	6.3	.286
2019 Surprise (R)	3-0	4.90	14	10	0	60.2	75	38	33	5	0	24	44	3.6	6.5	.305
2020	Did not play (no minor league season)															
2021 Columbia (A)	6-6	4.54	21	11	0	79.1	91	52	40	9	8	21	79	2.4	9.0	.278
Quad Cities (A+)	1-1	4.91	3	1	0	7.1	9	7	4	1	1	3	7	3.7	8.6	.300
2022 Quad Cities (A+)	4-7	4.59	36	6	2	64.2	67	38	33	3	3	20	54	2.8	7.5	.262
<b>MINOR LEAGUE TOTALS</b>	<b>15-17</b>	<b>4.86</b>	<b>82</b>	<b>30</b>	<b>2</b>	<b>227.2</b>	<b>260</b>	<b>150</b>	<b>123</b>	<b>18</b>	<b>13</b>	<b>78</b>	<b>195</b>	<b>3.1</b>	<b>7.7</b>	<b>.282</b>

### PAULINO, JOSÉ OF

L/L | 5-11/165 **BORN** 10/23/05 in Navarette, D.R. **OPENING DAY AGE** 17  
**RESIDES** Navarette, D.R. **ACQUIRED** Signed as IFA, 1/20/23 **SIGNING SCOUT** Elias Despradel

YEAR TEAM	G	AB	R	H	2B	3B	HR	RBI	HBP	BB	SO	SB	CS	AVG	OBP	SLG	OPS	E
2023	2023 will be his first year in professional ball																	

### PEÑA, ERICK OF

L/R | 6-3/190 **BORN** 2/20/03 in Santo Domingo, D.R. **OPENING DAY AGE** 20  
**RESIDES** Santo Domingo, D.R. **ACQUIRED** Signed as IFA, 7/3/19 **SIGNING SCOUT** Edis Perez

YEAR TEAM	G	AB	R	H	2B	3B	HR	RBI	HBP	BB	SO	SB	CS	AVG	OBP	SLG	OPS	E
2020	Did not play (no minor league season)																	
2021 ACL Royals Blue (R)	40	137	14	22	10	1	3	15	3	15	57	4	4	.161	.256	.314	.570	2
2022 Columbia (A)	82	281	25	42	10	1	9	36	1	41	121	6	5	.149	.258	.288	.546	5
<b>MINOR LEAGUE TOTALS</b>	<b>122</b>	<b>418</b>	<b>39</b>	<b>64</b>	<b>20</b>	<b>2</b>	<b>12</b>	<b>51</b>	<b>4</b>	<b>56</b>	<b>178</b>	<b>10</b>	<b>9</b>	<b>.153</b>	<b>.258</b>	<b>.297</b>	<b>.555</b>	<b>7</b>

## MINOR LEAGUE PLAYER BIOS (CONT.)

PEÑA, VICTOR															LHP		
L/L   5-11/165			BORN 12/21/02 in Nagua, D.R.						OPENING DAY AGE 20								
RESIDES Nagua, D.R.			ACQUIRED Signed as IFA, 7/24/21						SIGNING SCOUT Fausto Morel								
<b>CAREER NOTES: 2022:</b> Was named a Dominican Summer League All-Star by Minor League Baseball after earning 8 wins despite appearing in just 13 games (1 start) for the Royals Glass, posting a 0.99 ERA (3 ER in 27.1 IP) with 42 strikeouts to just 6 walks...his 8 wins tied Adrian Alcantara for the 2nd-most among Royals farmhands, trailing only Emilio Márquez's 11.																	
YEAR	TEAM	W-L	ERA	G	GS	SV	IP	H	R	ER	HR	HB	BB	SO	BB/9	SO/9	AVG
2021	DSL Royals White	0-1	3.46	6	3	0	13.0	13	8	5	0	0	6	13	4.2	9.0	.255
	DSL Royals Blue	0-0	4.15	4	3	0	8.2	8	4	4	0	1	7	11	7.3	11.4	.258
2022	DSL Royals Glass	8-0	0.99	13	1	2	27.1	13	5	3	1	1	6	42	2.0	13.8	.138
MINOR LEAGUE TOTALS		8-1	2.20	23	7	2	49.0	34	17	12	1	2	19	66	3.5	12.1	.193

PENNINGTON, WALTER															LHP		
L/L   6-2/205			BORN 4/14/98 in Englewood, Colo.						OPENING DAY AGE 24								
RESIDES Broomfield, Colo.			ACQUIRED Signed as MiLB FA, 8/19/20						SIGNING SCOUT Matt Price								
<b>CAREER NOTES: 2016:</b> Graduated from Broomfield High School (Colo.), where he pitched to a 0.83 ERA (5 ER in 42.0 IP) and hit .323 at the plate as a senior...also lettered in basketball and graduated with a 4.0 GPA. <b>2017:</b> Attended Colorado School of Mines in the Rocky Mountain Athletic Conference, where he led his team with 18 appearances as a freshman... <b>2019:</b> Set the school's single-season record with 10 wins and 92.1 innings as a junior... <b>2020:</b> Finished his collegiate career with a 24-10 record in 51 appearances (30 starts), including 6 complete games, 3 saves and 1 shutout...graduated with a degree in mechanical engineering... <b>2021:</b> Appeared in 23 games for Class-A Columbia, where he posted a 3.18 ERA (14 ER in 39.2 IP) with 37 strikeouts and 4 saves before suffering an injury that caused him to miss most of August and September...appeared in 2 games in September for the ACL Royals Blue, where he allowed 2 hits over 3.2 innings... <b>2022:</b> Pitched in 8 games (2 starts) for Surprise in the Arizona Fall League after the season, striking out 10 batters over 9.1 innings.																	
YEAR	TEAM	W-L	ERA	G	GS	SV	IP	H	R	ER	HR	HB	BB	SO	BB/9	SO/9	AVG
2020	Did not play (no minor league season)																
2021	ACL Royals Blue (R)	0-0	4.91	2	0	0	3.2	2	2	1	0	1	3	2.5	7.4	.154	
	Columbia (A)	3-3	3.18	23	0	4	39.2	36	15	14	2	4	14	37	3.2	8.4	.240
2022	Quad Cities (A+)	0-0	0.00	3	0	1	5.2	2	0	0	0	0	1	9	1.6	14.3	.111
	NW Arkansas (AA)	6-3	5.66	33	1	2	62.0	75	47	39	4	4	29	52	4.2	7.6	.310
MINOR LEAGUE TOTALS		9-6	4.46	61	1	7	111.0	115	64	55	7	8	45	101	3.7	8.2	.272

PERALTA, DARIO															RHP		
R/R   6-1/170			BORN 10/12/00 in Santo Domingo, D.R.						OPENING DAY AGE 22								
RESIDES Santo Domingo Centro, D.R.			ACQUIRED Signed as IFA, 7/8/18						SIGNING SCOUT Edis Perez								
YEAR	TEAM	W-L	ERA	G	GS	SV	IP	H	R	ER	HR	HB	BB	SO	BB/9	SO/9	AVG
2018	DSL Royals 2	1-1	12.00	6	0	0	12.0	23	19	16	1	0	7	8	5.3	6.0	.404
2019	DSL Royals 1	2-2	2.58	12	7	0	38.1	29	14	11	1	3	14	26	3.3	6.1	.206
2020	Did not play (no minor league season)																
2021	ACL Royals Gold (R)	0-3	4.91	8	1	0	11.0	16	11	6	2	0	6	14	4.9	11.5	.327
	ACL Royals Blue (R)	1-0	0.00	2	0	0	4.2	0	0	0	0	0	0	3	0.0	5.8	.000
	Columbia (A)	0-0	6.92	10	0	1	13.0	15	14	10	2	1	9	8	6.2	5.5	.273
2022	ACL Royals (R)	0-1	10.05	12	0	2	14.1	22	23	16	3	4	7	16	4.4	10.1	.338
MINOR LEAGUE TOTALS		4-7	5.69	50	8	3	93.1	105	81	59	9	8	43	75	4.2	7.2	.276

PERDOMO, JHONNY															IF				
R/R   5-10/168			BORN 6/9/02 in Baní, D.R.						OPENING DAY AGE 20										
RESIDES Peravia, D.R.			ACQUIRED Signed as IFA, 7/29/19						SIGNING SCOUTS E. Perez/O. Estevez										
<b>CAREER NOTES: 2022:</b> Led DSL KC Glass with a .306 batting average (45-for-147), finishing with 9 extra-base hits, 18 RBI and 19 walks in 49 games...his .306 average for the season ranked tied for 3rd among Royals farmhands with Lizandro Rodríguez and Logan Porter.																			
YEAR	TEAM	G	AB	R	H	2B	3B	HR	RBI	HBP	BB	SO	SB	CS	AVG	OBP	SLG	OPS	E
2020	Did not play (no minor league season)																		
2021	DSL Royals White	40	121	17	31	8	1	1	15	5	14	25	13	2	.256	.357	.364	.721	5
2022	DSL Royals Glass	49	147	31	45	8	0	1	18	8	19	30	17	4	.306	.411	.381	.792	6
MINOR LEAGUE TOTALS		89	268	48	76	16	1	2	33	13	33	55	30	6	.284	.387	.373	.760	11

PEREZ, YERI															RHP		
R/R   6-3/180			BORN 10/16/04 in Madrid, Spain						OPENING DAY AGE 18								
RESIDES Azua, D.R.			ACQUIRED Signed as IFA, 5/10/22						SIGNING SCOUT Edis Perez								
YEAR	TEAM	W-L	ERA	G	GS	SV	IP	H	R	ER	HR	HB	BB	SO	BB/9	SO/9	AVG
2022	DSL Royals Stewart	1-0	4.32	11	0	0	25.0	18	13	12	1	1	22	14	7.9	5.0	.202

## MINOR LEAGUE PLAYER BIOS (CONT.)

### PHILLIPS, ZACK

LHP

L/R | 6-1/170

BORN 7/11/98 in Sierra Vista, Ariz.

OPENING DAY AGE 24

RESIDES Texarkana, Ark.

ACQUIRED 27th Round, 2019 Draft

SIGNING SCOUT Travis Ezi

**CAREER NOTES: 2016:** Graduated from Texas High School, where he threw a no-hitter as a junior...**2018:** Attended Grayson Community College in Denison, Texas, where he went 10-1 with a 2.70 ERA and earned first team All-Conference and first team All-Region honors...**2019:** Transferred to the University of Mississippi, where he made 18 appearances (13 starts) and recorded 51 strikeouts in 59.0 innings...went 4-1 with a 2.15 ERA in 20 games with Burlington in his first professional season...**2021:** Split the season between Class-A Columbia (15 games) and Advanced-A Quad Cities (10 games) where he posted a combined 2.06 ERA (11 ER in 48.0 IP) with 51 strikeouts and an opponents' batting average of .222...also recorded 3 saves, 2 in Columbia...**2022:** Pitched for Los Atlanticos in the Panamanian Winter League.

YEAR	TEAM	W-L	ERA	G	GS	SV	IP	H	R	ER	HR	HB	BB	SO	BB/9	SO/9	AVG
2019	Burlington (R)	4-1	2.15	20	0	2	37.2	29	11	9	2	2	10	29	2.4	6.9	.212
2020	Did not play (no minor league season)																
2021	Columbia (A)	0-3	1.95	15	0	2	27.2	22	8	6	2	2	4	37	1.3	12.0	.218
	Quad Cities (A+)	0-1	2.21	10	0	1	20.1	18	6	5	1	0	9	14	4.0	6.2	.228
2022	Quad Cities (A+)	2-1	6.30	7	0	0	10.0	15	9	7	2	0	4	8	3.6	7.2	.366
	NW Arkansas (AA)	2-2	6.26	20	3	0	46.0	49	35	32	7	6	22	37	4.3	7.2	.280
<b>MINOR LEAGUE TOTALS</b>		<b>8-8</b>	<b>3.75</b>	<b>72</b>	<b>3</b>	<b>5</b>	<b>141.2</b>	<b>133</b>	<b>69</b>	<b>59</b>	<b>14</b>	<b>10</b>	<b>49</b>	<b>125</b>	<b>3.1</b>	<b>7.9</b>	<b>.250</b>

### PIERRE, ÁNGEL

IF

R/R | 6-0/170

BORN 9/19/03 in San Pedro de Macoris, D.R.

OPENING DAY AGE 19

RESIDES San Pedro de Macoris, D.R.

ACQUIRED Signed as IFA, 1/19/22

SIGNING SCOUT Francis Feliciano

YEAR	TEAM	G	AB	R	H	2B	3B	HR	RBI	HBP	BB	SO	SB	CS	AVG	OBP	SLG	OPS	E
2022	DSL Royals Stewart	33	100	23	30	11	4	2	19	2	21	31	9	5	.300	.424	.550	.974	13

### PINEDA, ALVARO

RHP

R/R | 6-2/170

BORN 6/30/04 in Belén, Nicaragua

OPENING DAY AGE 18

RESIDES Belén, Nicaragua

ACQUIRED Signed as IFA, 3/5/22

SIGNING SCOUT Luis Ortiz

YEAR	TEAM	W-L	ERA	G	GS	SV	IP	H	R	ER	HR	HB	BB	SO	BB/9	SO/9	AVG
2022	DSL Royals Glass	0-0	0.00	2	0	0	2.0	1	0	0	0	1	0	1	0.0	4.5	.125
	DSL Royals Stewart	1-5	6.94	9	6	1	23.1	32	19	18	2	1	5	13	1.9	5.0	.327
<b>MINOR LEAGUE TOTALS</b>		<b>1-5</b>	<b>6.39</b>	<b>11</b>	<b>6</b>	<b>1</b>	<b>25.1</b>	<b>33</b>	<b>19</b>	<b>18</b>	<b>2</b>	<b>2</b>	<b>5</b>	<b>14</b>	<b>1.8</b>	<b>5.0</b>	<b>.311</b>

### PINEDA, JACK

IF

L/R | 5-11/185

BORN 8/10/99 in Sierra Vista, Ariz.

OPENING DAY AGE 23

RESIDES Albuquerque, N.M.

ACQUIRED 12th Round, 2022 Draft

SIGNING SCOUT Josh Hallgren

**CAREER NOTES: 2018:** He graduated with a 4.2 GPA from La Cueva High School (N.M.), the same school that produced catcher Mitch Garver...**2019-20:** Played at the College of Southern Nevada, where was First-Team All-Conference and hit .350 as a freshman and .369 as a sophomore...**2021-22:** In two seasons at Baylor, he slashed .313/.410/.498 with 108 runs and 50 extra-base hits in 105 games, including a .327 average in 2021... was planning to transfer to Louisiana State University for his senior season, but signed with the Royals instead,

YEAR	TEAM	G	AB	R	H	2B	3B	HR	RBI	HBP	BB	SO	SB	CS	AVG	OBP	SLG	OPS	E
2023	2023 will be his first year in professional ball																		

### PINEDA, WERMER

RHP

R/R | 6-4/171

BORN 10/27/02 in Azua, D.R.

OPENING DAY AGE 20

RESIDES Azua, D.R.

ACQUIRED Signed as IFA, 1/18/22

SIGNING SCOUT Edis Perez

YEAR	TEAM	W-L	ERA	G	GS	SV	IP	H	R	ER	HR	HB	BB	SO	BB/9	SO/9	AVG
2022	DSL Royals Stewart	1-1	6.00	13	0	2	18.0	25	16	12	0	3	11	12	5.5	6.0	.333

### PIRE, ENMANUEL

C

R/R | 5-10/165

BORN 5/18/01 in Carora, Venezuela

OPENING DAY AGE 21

RESIDES Carora, Venezuela

ACQUIRED Signed as IFA, 7/18/17

SIGNING SCOUTS R. Castro/O. Estevez

YEAR	TEAM	G	AB	R	H	2B	3B	HR	RBI	HBP	BB	SO	SB	CS	AVG	OBP	SLG	OPS	E
2018	DSL Royals 2	34	116	13	26	3	0	0	8	2	7	21	2	0	.224	.278	.250	.528	8
2019	DSL Royals 2	39	136	20	42	6	1	0	12	1	13	21	2	2	.309	.366	.368	.734	7
2020	Did not play (no minor league season)																		
2021	ACL Royals Gold (R)	27	80	16	20	3	0	1	9	2	14	20	0	1	.250	.375	.325	.700	9
	ACL Royals Blue (R)	1	3	0	1	0	0	0	1	0	0	1	0	0	.333	.333	.333	.666	1
2022	ACL Royals (R)	14	37	4	10	2	0	0	2	1	3	12	1	0	.270	.333	.324	.657	0
<b>MINOR LEAGUE TOTALS</b>		<b>115</b>	<b>372</b>	<b>53</b>	<b>99</b>	<b>14</b>	<b>1</b>	<b>1</b>	<b>32</b>	<b>6</b>	<b>37</b>	<b>75</b>	<b>5</b>	<b>3</b>	<b>.266</b>	<b>.338</b>	<b>.317</b>	<b>.655</b>	<b>25</b>

# MINOR LEAGUE PLAYER BIOS (CONT.)

POLANCO, LUIS														RHP			
R/R   6-3/219			BORN 8/10/00 in Moca, D.R.						OPENING DAY AGE 22								
RESIDES Moca, D.R.			ACQUIRED Signed as IFA, 7/4/19						SIGNING SCOUT Fausto Morel								
YEAR	TEAM	W-L	ERA	G	GS	SV	IP	H	R	ER	HR	HB	BB	SO	BB/9	SO/9	AVG
2020																	
Did not play (no minor league season)																	
2021	DSL Royals White	1-0	5.79	11	0	0	18.2	20	13	12	2	1	6	23	2.9	11.1	.278
2022	ACL Royals (R)	0-0	4.38	11	0	1	12.1	11	6	6	0	2	5	19	3.7	13.9	.239
MINOR LEAGUE TOTALS		1-0	5.23	22	0	1	31.0	31	19	18	2	3	11	42	3.2	12.2	.263

PORTER, LOGAN														C	
---------------	--	--	--	--	--	--	--	--	--	--	--	--	--	---	--

See page 144

POTEET, CODY														RHP	
R/R   6-1/190			BORN 7/30/94 in San Diego, Calif.						OPENING DAY AGE 28						
ACQUIRED Signed as MiLB FA, 12/15/22			SIGNING SCOUT Robby Corsaro (MIA)						ML SERVICE/OPT. LEFT: 1.145/3						

**CAREER NOTES: 2012:** Graduated from Christian High School (Calif.), where he lettered in baseball and basketball...played in the 2011 Perfect Game All-American Classic at Petco Park...was selected by the Washington Nationals in the 27th round of the Draft, but chose to pursue his education at UCLA...**2013-15:** Combined to go 14-12 with a 3.92 ERA in 73 games (39 starts) and 222.2 innings for the Bruins in three years...selected by the Miami Marlins in the 4th round of the 2015 Draft, and pitched in 5 games for Class-A Batavia...**2018:** Split the year between Advanced-A Jupiter and Double-A Jacksonville, combining to go 4-15 with a 4.98 ERA in 26 games (25 starts)...**2019:** Began the season with Double-A Jacksonville where he went 5-3 with a 2.25 ERA in 13 starts and 84.0 innings, earning a spot on the Southern League All-Star Team...**2021:** Made 7 starts with Miami, going 2-3 with a 4.99 ERA (17 ER in 30.2 IP)...made his Major League debut on May 12 at Arizona, pitching 5.0 innings, allowing 2 runs, 4 hits and 0 walks to earn his first Major League win...became the third starting pitcher in Marlins history to pitch at least 5.0 innings and not allow a walk in his Major League debut, joining RHP Anibal Sánchez on June 25, 2006 and RHP Sixto Sánchez on August 22, 2020...**2022:** Made 12 appearances (2 starts) with Miami, pitching to a 3.86 ERA (12 ER in 28.0 IP) with 21 strikeouts.

YEAR	TEAM	W-L	ERA	G	GS	SV	IP	H	R	ER	HR	HB	BB	SO	BB/9	SO/9	AVG
2015	Batavia (A)	0-1	2.13	5	4	0	12.2	9	6	3	1	0	2	12	1.4	8.5	.188
2016	Greensboro (A)	4-9	2.91	24	24	0	117.1	108	53	38	5	12	44	106	3.4	8.1	.246
2017	GCL Marlins (R)	0-1	3.21	4	4	0	14.0	11	5	5	0	1	2	12	1.3	7.7	.200
	Jupiter (A+)	3-7	4.16	16	14	0	80.0	84	42	37	2	8	23	40	2.6	4.5	.282
2018	Jupiter (A+)	1-3	3.60	4	4	0	25.0	21	12	10	2	0	5	29	1.8	10.4	.228
	Jacksonville (AA)	3-12	5.26	22	21	0	119.2	133	77	70	15	7	44	99	3.3	7.5	.287
2019	Jacksonville (AA)	5-3	2.25	13	13	0	84.0	63	23	21	3	3	19	58	2.0	6.2	.211
	New Orleans (AAA)	2-3	5.68	10	10	0	52.1	65	35	33	13	5	19	34	3.3	5.9	.319
2020																	
Did not play (no minor league season)																	
2021	Jacksonville (AAA)	1-0	3.38	2	2	0	8.0	6	3	3	1	0	3	12	3.4	13.5	.207
	MIAMI	2-3	4.99	7	7	0	30.2	25	17	17	7	0	16	32	4.7	9.4	.216
2022	Jupiter (A)	0-0	0.00	1	1	0	2.0	0	0	0	0	1	4	4.5	18.0	.000	
	Jacksonville (AAA)	0-0	0.00	2	2	0	4.2	3	0	0	0	1	0	6	0.0	11.6	.167
	MIAMI	0-1	3.86	12	2	0	28.0	23	12	12	4	0	11	21	3.5	6.8	.223
MINOR LEAGUE TOTALS		19-39	3.81	103	99	0	519.2	503	256	220	42	37	162	412	2.8	7.1	.258
MAJOR LEAGUE TOTALS		2-4	4.45	19	9	0	58.2	48	29	29	11	0	27	53	4.1	8.1	.219

PRESINAL, YIMI														RHP	
R/R   5-11/175			BORN 9/18/04 in Santo Domingo, D.R.						OPENING DAY AGE 18						
RESIDES Santo Domingo Centro, D.R.			ACQUIRED Signed as IFA, 1/19/22						SIGNING SCOUT Elias Despradel						

YEAR	TEAM	W-L	ERA	G	GS	SV	IP	H	R	ER	HR	HB	BB	SO	BB/9	SO/9	AVG
2022	DSL Royals Glass	2-1	2.05	10	5	0	30.2	31	10	7	0	0	10	16	2.9	4.7	.270

QUINTANA, GUILLERMO														C	
R/R   6-1/180			BORN 3/16/01 in Cartagena, Colombia						OPENING DAY AGE 22						
RESIDES Cartagena, Colombia			ACQUIRED Signed as IFA, 7/14/17						SIGNING SCOUTS R. Miranda/O. Estevez						

**CAREER NOTES: 2021:** Was named the ACL Royals Player of the Year after hitting .298/.454/.452 (25-for-84), leading the team in batting average, on-base percentage, slugging percentage and OPS (.906)...he started 31 of the 33 games he appeared in, posting a .978 fielding percentage behind the plate...named July Player of the Month after slashing .359/.519/.538 (14-for-39, 1.058 OPS) with 9 runs and 5 extra-base hits in 15 games.

YEAR	TEAM	G	AB	R	H	2B	3B	HR	RBI	HBP	BB	SO	SB	CS	AVG	OBP	SLG	OPS	E
2018	DSL Royals 2	1	6	0	2	0	0	0	1	0	0	1	0	0	.333	.333	.333	.666	0
	DSL Royals 1	56	175	15	48	2	0	0	18	3	19	35	5	3	.274	.350	.286	.636	9
2019	DSL Royals 2	12	46	9	15	6	0	0	6	1	6	10	1	1	.326	.415	.457	.872	3
	DSL Royals 1	48	144	13	39	11	0	2	27	3	26	20	4	1	.271	.386	.389	.775	3
2020																			
Did not play (no minor league season)																			
2021	ACL Royals Blue (R)	33	84	16	25	7	0	2	13	3	21	16	1	0	.298	.454	.452	.906	4
2022	Columbia (A)	114	417	53	100	21	0	8	54	3	57	76	19	5	.240	.331	.348	.679	14
MINOR LEAGUE TOTALS		264	872	106	229	47	0	12	119	13	129	158	30	10	.263	.362	.358	.720	33

## MINOR LEAGUE PLAYER BIOS (CONT.)

### RAMÍREZ, ANGEL

**OF**

R/R | 6-2/190

**BORN** 3/28/05 in Chihuahua, México

**OPENING DAY AGE** 17

**RESIDES** Chihuahua, México

**ACQUIRED** Signed as IFA, 2/13/23

**SIGNING SCOUT** Manuel Samaniego

YEAR TEAM	G	AB	R	H	2B	3B	HR	RBI	HBP	BB	SO	SB	CS	AVG	OBP	SLG	OPS	E	
2023	2023 will be his first year in professional ball																		

### RAMÍREZ, JEAN

**OF**

L/L | 5-10/180

**BORN** 10/25/00 in Mao, D.R.

**OPENING DAY AGE** 22

**RESIDES** Mao, D.R.

**ACQUIRED** Signed as IFA, 6/14/18

**SIGNING SCOUT** Fausto Morel

**CAREER NOTES: 2019:** Named Dominican Royals 1 Player of the Year after leading the team in hits (53) and RBI (28)...his 29 steals ranked 6th in the Dominican Summer League...played in 10 postseason games, batting .351 (13-for-37) with a team-high 10 runs and 5 steals en route to a DSL championship...**2022:** Stole 37 bases for Class-A Columbia, 5th-best among all Royals farmhands.

YEAR TEAM	G	AB	R	H	2B	3B	HR	RBI	HBP	BB	SO	SB	CS	AVG	OBP	SLG	OPS	E	
2018 DSL Royals 1	17	45	5	12	1	0	0	3	1	7	8	7	2	.267	.377	.289	.666	0	
2019 DSL Royals 1	53	161	27	53	2	1	2	28	1	21	18	29	8	.329	.395	.391	.786	3	
2020	Did not play (no minor league season)																		
2021 ACL Royals Blue (R)	12	34	8	8	2	1	0	4	1	5	10	6	0	.235	.341	.353	.694	0	
Columbia (A)	24	67	7	13	3	1	1	5	3	16	30	3	5	.194	.372	.313	.685	1	
2022 Columbia (A)	57	214	44	59	6	1	6	21	2	28	39	37	11	.276	.365	.397	.762	3	
MINOR LEAGUE TOTALS	163	521	91	145	14	4	9	61	8	77	105	82	26	.278	.375	.372	.747	7	

### RAMÍREZ, RAMÓN

**C**

R/R | 6-0/180

**BORN** 6/15/05 in Porlamar, Venezuela

**OPENING DAY AGE** 17

**RESIDES** Porlamar, Venezuela

**ACQUIRED** Signed as IFA, 1/20/23

**SIGNING SCOUTS** F. Feliciano/D. Guerrero/R. Aquino

YEAR TEAM	G	AB	R	H	2B	3B	HR	RBI	HBP	BB	SO	SB	CS	AVG	OBP	SLG	OPS	E	
2023	2023 will be his first year in professional ball																		

### RAMOS, HENRY

**OF**

L/L | 6-1/175

**BORN** 9/20/04 in Santo Domingo, D.R.

**OPENING DAY AGE** 18

**RESIDES** Santo Domingo Centro, D.R.

**ACQUIRED** Signed as IFA, 1/18/22

**SIGNING SCOUT** Edis Perez

YEAR TEAM	G	AB	R	H	2B	3B	HR	RBI	HBP	BB	SO	SB	CS	AVG	OBP	SLG	OPS	E
2022 DSL Royals Glass	51	161	20	31	6	0	0	15	3	30	42	18	1	.193	.327	.230	.557	10

### RAMSEY, RYAN

**LHP**

R/L | 6-0/195

**BORN** 1/18/01 in Gaithersburg, Md.

**OPENING DAY AGE** 22

**RESIDES** Rockville, Md.

**ACQUIRED** 13th Round, 2022 Draft

**SIGNING SCOUT** Joe Barbera

**CAREER NOTES: 2019:** Selected by Cleveland in the 36th round of the 2019 Draft out of Pascack Hills High School (N.J.), but did not sign...he was named the New Jersey Pitcher of the Year as a senior and led his school to back-to-back state titles, recording 255 strikeouts in 142.0 innings. (16.2 K/9)...**2020-22:** Spent parts of three seasons at the University of Maryland...in 2021, he made 6 appearances for the Martha's Vineyard Sharks of the NECBL, where he was teammates with Royals 2022 10th-round pick Levi Usher...at Maryland in 2022, he went 11-1 with a 3.22 ERA (33 ER in 92.1 IP) in 16 outings (15 starts) in 2022, finishing with the 2nd-most wins in a single season in school history...on April 29, 2022 vs. Northwestern, he threw the second perfect game in school history and the 20th 9-inning no-hitter in NCAA history.

YEAR TEAM	W-L	ERA	G	GS	SV	IP	H	R	ER	HR	HB	BB	SO	BB/9	SO/9	AVG
2022 ACL Royals (R)	0-0	0.00	1	0	0	2.0	1	0	0	0	0	1	3	4.5	13.5	.143

### RAVE, JOHN

**OF**

See page 147

### RAYO, OSCAR

**LHP**

L/L | 6-1/180

**BORN** 1/3/02 in Managua, Nicaragua

**OPENING DAY AGE** 21

**RESIDES** Managua, Nicaragua

**ACQUIRED** Signed as IFA, 1/15/21

**SIGNING SCOUT** Luis Ortiz

YEAR TEAM	W-L	ERA	G	GS	SV	IP	H	R	ER	HR	HB	BB	SO	BB/9	SO/9	AVG
2021 DSL Royals Blue	1-0	3.92	9	3	0	20.2	18	9	9	1	2	3	25	1.3	10.9	.234
2022 DSL Royals Glass	0-0	0.53	5	5	0	17.0	13	2	1	0	0	3	22	1.6	11.7	.217
ACL Royals (R)	1-0	0.00	1	0	0	4.0	2	0	0	0	0	0	8	0.0	18.0	.133
Columbia (A)	1-1	3.91	8	0	1	23.0	25	11	10	4	1	6	20	2.4	7.8	.275
MINOR LEAGUE TOTALS	3-1	2.78	23	8	1	64.2	58	22	20	5	3	12	75	1.7	10.4	.239

### REETZ, JAKSON

**C**

See page 148

## MINOR LEAGUE PLAYER BIOS (CONT.)

### REGALADO, NICHOLAS

RHP

R/R | 6-2/215 **BORN** 5/15/02 in Hialeah, Fla. **OPENING DAY AGE** 20  
**RESIDES** Hialeah, Fla. **ACQUIRED** Signed as MiLB FA, 7/24/22 **SIGNING SCOUT** Vance Vizzaino

YEAR TEAM	W-L	ERA	G	GS	SV	IP	H	R	ER	HR	HB	BB	SO	BB/9	SO/9	AVG
2022 ACL Royals (R)	0-0	4.50	4	0	0	4.0	6	5	2	0	1	0	7	0.0	15.8	.300

### REYES, EMMANUEL

RHP

R/R | 6-0/180 **BORN/RESIDES** 5/16/04 in San José de los Llanos, D.R. **OPENING DAY AGE** 18  
**ACQUIRED** Signed as IFA, 1/19/22 **SIGNING SCOUTS** F. Feliciano/E. Despradel/R. Aquino

**CAREER NOTES: 2022:** Was crowned the DSL Royals Pitcher of the Year and named a *Baseball America* Complex League All-Star as a starting pitcher after posting a Royals farmhand-best 0.91 ERA (5 ER in 49.1 IP) with 52 strikeouts to just 4 walks (13.0 K/BB) and a 0.67 WHIP over 12 games (11 starts), for the Royals in his first professional season...his WHIP was the lowest among qualifiers in the Dominican League, while his ERA ranked 2nd and his opponents' batting average of .162 (29-for-179) ranked 3rd...he earned his first professional win on June 16 at the Pirates Gold after holding the Pirates to 1 run on 1 hit over 5.0 innings with 3 strikeouts.

YEAR TEAM	W-L	ERA	G	GS	SV	IP	H	R	ER	HR	HB	BB	SO	BB/9	SO/9	AVG
2022 DSL Royals Glass	2-1	0.96	11	10	0	46.2	28	12	5	1	2	4	47	0.8	9.1	.165
DSL Royals Stewart	0-0	0.00	1	1	0	2.2	1	0	0	0	0	0	5	0.0	16.9	.111
MINOR LEAGUE TOTALS	2-1	0.91	12	11	0	49.1	29	12	5	1	2	4	52	0.7	9.5	.162

### REYES, FRANMIL

OF/DH

See pages 149-150

### REYES, JHON

RHP

R/R | 6-1/165 **BORN** 5/30/04 in Payita, D.R. **OPENING DAY AGE** 18  
**RESIDES** Payita, D.R. **ACQUIRED** Signed as IFA, 1/20/23 **SIGNING SCOUT** Michael Acevedo

YEAR TEAM	W-L	ERA	G	GS	SV	IP	H	R	ER	HR	HB	BB	SO	BB/9	SO/9	AVG
2023																

2023 will be his first year in professional ball

### REYES, OMAR

IF

L/R | 5-11/170 **BORN** 3/3/05 in Caracas, Venezuela **OPENING DAY AGE** 18  
**RESIDES** Caracas, Venezuela **ACQUIRED** Signed as IFA, 1/23/23 **SIGNING SCOUTS** J. Gonzalez/J. Gualdrón

YEAR TEAM	G	AB	R	H	2B	3B	HR	RBI	HBP	BB	SO	SB	CS	AVG	OBP	SLG	OPS	E
2023																		

2023 will be his first year in professional ball

### RODRÍGUEZ, DARWIN

LHP

L/L | 6-1/175 **BORN** 7/24/03 in Naganagua, Venezuela **OPENING DAY AGE** 19  
**RESIDES** Guacara, Venezuela **ACQUIRED** Signed as IFA, 12/15/22 **SIGNING SCOUTS** A. Garcia/R. Castro

YEAR TEAM	W-L	ERA	G	GS	SV	IP	H	R	ER	HR	HB	BB	SO	BB/9	SO/9	AVG
2023																

2023 will be his first year in professional ball

### RODRÍGUEZ, DAVID

LHP

L/L | 5-11/152 **BORN** 9/27/03 in Santiago de los Caballeros, D.R. **OPENING DAY AGE** 19  
**RESIDES** Santiago de los Caballeros, D.R. **ACQUIRED** Signed as IFA, 8/25/21 **SIGNING SCOUT** Fausto Morel

YEAR TEAM	W-L	ERA	G	GS	SV	IP	H	R	ER	HR	HB	BB	SO	BB/9	SO/9	AVG
2022 DSL Royals Glass	2-0	3.86	9	0	0	18.2	19	20	8	2	4	7	16	3.4	7.7	.271
DSL Royals Stewart	0-0	0.00	4	0	2	5.1	2	0	0	0	1	0	3	0.0	5.1	.118
MINOR LEAGUE TOTALS	2-0	3.00	13	0	2	24.0	21	20	8	2	5	7	19	2.6	7.1	.241

### RODRÍGUEZ, EDWIN

RHP

R/R | 6-2/170 **BORN** 8/24/03 in Esperanza, D.R. **OPENING DAY AGE** 19  
**RESIDES** Esperanza, D.R. **ACQUIRED** Signed as IFA, 2/8/21 **SIGNING SCOUT** Fausto Morel

YEAR TEAM	W-L	ERA	G	GS	SV	IP	H	R	ER	HR	HB	BB	SO	BB/9	SO/9	AVG
2021 DSL Royals White	1-0	2.65	10	0	1	17.0	13	6	5	0	3	12	24	6.4	12.7	.213
DSL Royals Blue	1-2	14.21	3	0	0	6.1	12	13	10	0	1	2	9	2.8	12.8	.429
2022 DSL Royals Stewart	2-2	8.77	13	1	0	25.2	30	30	25	2	9	20	26	7.0	9.1	.288
MINOR LEAGUE TOTALS	4-4	7.35	26	1	1	49.0	55	49	40	2	13	34	59	6.2	10.8	.285

### RODRÍGUEZ, FRANDY

RHP

R/R | 5-9/155 **BORN** 1/28/06 in Villa Vasquez, D.R. **OPENING DAY AGE** 17  
**RESIDES** Villa Vasquez, D.R. **ACQUIRED** Signed as IFA, 1/20/23 **SIGNING SCOUT** Fausto Morel

YEAR TEAM	W-L	ERA	G	GS	SV	IP	H	R	ER	HR	HB	BB	SO	BB/9	SO/9	AVG
2023																

2023 will be his first year in professional ball

## MINOR LEAGUE PLAYER BIOS (CONT.)

### RODRÍGUEZ, LIZANDRO

**IF**

S/R | 5-11/165

**BORN** 11/16/02 in Santiago, D.R.

**OPENING DAY AGE** 20

**RESIDES** Santiago, D.R.

**ACQUIRED** Signed as IFA, 7/4/19

**SIGNING SCOUT** Fausto Morel

**CAREER NOTES:** **2021:** Was named the DSL Royals Blue Player of the Year, hitting .309/.446/.567 (30-for-97), ranking 5th in the league in OPS (1.013) among players with at least 80 at-bats...he drew more walks (21) than strikeouts (18) and went 14-for-18 in stolen base attempts...**2022:** Split the season between the Arizona Complex League and Class-A Columbia, batting a combined .306/.395/.514 (44-for-144, 909 OPS) with 16 extra-base hits and 30 runs scored in 43 games...his .306 batting average ranked tied for 3rd among Royals farmhands with Jhonny Pardo.

YEAR	TEAM	G	AB	R	H	2B	3B	HR	RBI	HBP	BB	SO	SB	CS	AVG	OBP	SLG	OPS	E
2020		Did not play (no minor league season)																	
2021	DSL Royals Blue	34	97	27	30	5	1	6	23	3	21	18	14	4	.309	.446	.567	1.013	3
2022	ACL Royals (R)	25	82	17	26	4	1	5	12	3	9	16	5	3	.317	.400	.573	.973	5
	Columbia (A)	18	62	13	18	4	1	1	5	2	8	11	1	1	.290	.389	.435	.824	2
<b>MINOR LEAGUE TOTALS</b>		<b>77</b>	<b>241</b>	<b>57</b>	<b>74</b>	<b>13</b>	<b>3</b>	<b>12</b>	<b>40</b>	<b>8</b>	<b>38</b>	<b>45</b>	<b>20</b>	<b>8</b>	<b>.307</b>	<b>.417</b>	<b>.535</b>	<b>.952</b>	<b>10</b>

### ROJAS, MARVIN

**RHP**

R/R | 6-3/185

**BORN** 4/10/04 in Santiago de los Caballeros, D.R.

**OPENING DAY AGE** 18

**RESIDES** Santo Domingo Este, D.R.

**ACQUIRED** Signed as IFA, 11/21/22

**SIGNING SCOUT** Elias Despradel

YEAR	TEAM	W-L	ERA	G	GS	SV	IP	H	R	ER	HR	HB	BB	SO	BB/9	SO/9	AVG	
2023		2023 will be his first year in professional ball																

### ROQUE, PEDRO

**IF**

R/R | 5-10/160

**BORN** 12/21/05 in La Vega, D.R.

**OPENING DAY AGE** 17

**RESIDES** La Vega, D.R.

**ACQUIRED** Signed as IFA, 1/20/23

**SIGNING SCOUTS** N. Bautista/R. Aquino

YEAR	TEAM	G	AB	R	H	2B	3B	HR	RBI	HBP	BB	SO	SB	CS	AVG	OBP	SLG	OPS	E
2023		2023 will be his first year in professional ball																	

### ROSADO, JAROLD

**RHP**

R/R | 6-3/215

**BORN** 7/13/02 in Santiago de los Caballeros, D.R.

**OPENING DAY AGE** 20

**RESIDES** Santiago de los Caballeros, D.R.

**ACQUIRED** Signed as IFA, 2/25/20

**SIGNING SCOUT** Fausto Morel

YEAR	TEAM	W-L	ERA	G	GS	SV	IP	H	R	ER	HR	HB	BB	SO	BB/9	SO/9	AVG	
2020		Did not play (no minor league season)																
2021	DSL Royals Blue	0-1	2.70	4	4	0	10.0	9	6	3	0	1	6	5	5.4	4.5	.237	
2022		Did not play (injured)																
<b>MINOR LEAGUE TOTALS</b>		<b>0-1</b>	<b>2.70</b>	<b>4</b>	<b>4</b>	<b>0</b>	<b>10.0</b>	<b>9</b>	<b>6</b>	<b>3</b>	<b>0</b>	<b>1</b>	<b>6</b>	<b>5</b>	<b>5.4</b>	<b>4.5</b>	<b>.237</b>	

### ROSARIO, JULIO

**RHP**

R/R | 6-1/205

**BORN** 7/12/02 in Azua, D.R.

**OPENING DAY AGE** 20

**RESIDES** Azua, D.R.

**ACQUIRED** Signed as IFA, 11/21/22

**SIGNING SCOUT** Nicolas Bautista

YEAR	TEAM	W-L	ERA	G	GS	SV	IP	H	R	ER	HR	HB	BB	SO	BB/9	SO/9	AVG	
2023		2023 will be his first year in professional ball																

### RUIZ, SANDY

**C/IF**

R/R | 5-10/160

**BORN** 1/24/06 in Santo Domingo, D.R.

**OPENING DAY AGE** 17

**RESIDES** Santo Domingo, D.R.

**ACQUIRED** Signed as IFA, 1/20/23

**SIGNING SCOUT** Nicolas Bautista

YEAR	TEAM	G	AB	R	H	2B	3B	HR	RBI	HBP	BB	SO	SB	CS	AVG	OBP	SLG	OPS	E
2023		2023 will be his first year in professional ball																	

### RUIZ, TONY

**OF**

R/R | 6-3/170

**BORN** 12/8/05 in Santo Domingo, D.R.

**OPENING DAY AGE** 17

**RESIDES** Santo Domingo, D.R.

**ACQUIRED** Signed as IFA, 1/20/23

**SIGNING SCOUTS** N. Bautista/D. Guerrero/R. Aquino

**CAREER NOTES:** Listed as the No. 30 prospect on the international Top 50 Prospects list by MLB.com in 2023.

YEAR	TEAM	G	AB	R	H	2B	3B	HR	RBI	HBP	BB	SO	SB	CS	AVG	OBP	SLG	OPS	E
2023		2023 will be his first year in professional ball																	

### RUSHFORD, MILO

**OF**

L/L | 6-1/185

**BORN** 2/12/04 in San Diego, Calif.

**OPENING DAY AGE** 19

**RESIDES** Sahuarita, Ariz.

**ACQUIRED** 18th Round, 2022 Draft

**SIGNING SCOUT** Justin Clark (ATL)

**CAREER NOTES:** **2022:** Graduated from Walden Grove High School (Ariz.), where he was the valedictorian of his class with a 4.66 GPA, as well as the Arizona First-Team All-State Offensive Player of the Year in 2022 after batting .613 (57-for-93) with 24 extra-base hits (9 HR) and 40 RBI in 30 games...his father, Jim Rushford, played seven seasons in the minors and in 28 games as an outfielder with the Milwaukee Brewers in 2002.

YEAR	TEAM	G	AB	R	H	2B	3B	HR	RBI	HBP	BB	SO	SB	CS	AVG	OBP	SLG	OPS	E
2022	ACL Royals (R)	3	10	0	2	1	0	0	1	0	1	2	1	0	.200	.273	.300	.573	0



## MINOR LEAGUE PLAYER BIOS (CONT.)

### SALGADO, EDINSON

**LHP**

R/L | 6-0/150

**BORN** 1/6/05 in Corozal, Colombia

**OPENING DAY AGE** 18

**RESIDES** Corozal, Colombia

**ACQUIRED** Signed as IFA, 1/19/22

**SIGNING SCOUTS** R. Miranda/O. Estevez

YEAR	TEAM	W-L	ERA	G	GS	SV	IP	H	R	ER	HR	HB	BB	SO	BB/9	SO/9	AVG
2022	DSL Royals Stewart	1-3	12.00	9	0	0	15.0	20	24	20	2	3	17	18	10.2	10.8	.303
	DSL Royals Glass	0-0	4.50	1	0	0	2.0	4	1	1	0	1	1	0	4.5	0.0	.444
<b>MINOR LEAGUE TOTALS</b>		<b>1-3</b>	<b>11.12</b>	<b>10</b>	<b>0</b>	<b>0</b>	<b>17.0</b>	<b>24</b>	<b>25</b>	<b>21</b>	<b>2</b>	<b>4</b>	<b>18</b>	<b>18</b>	<b>9.5</b>	<b>9.5</b>	<b>.320</b>

### SALON, DIONMY

**C**

R/R | 6-2/190

**BORN** 11/18/01 in Barquisimeto, Venezuela

**OPENING DAY AGE** 21

**RESIDES** Barquisimeto, Venezuela

**ACQUIRED** Signed as IFA, 7/10/18

**SIGNING SCOUTS** A. Garcia/J. Gonzalez/O. Estevez

YEAR	TEAM	G	AB	R	H	2B	3B	HR	RBI	HBP	BB	SO	SB	CS	AVG	OBP	SLG	OPS	E
2019	DSL Royals 1	10	34	3	5	0	0	0	2	0	7	9	0	0	.147	.293	.147	.440	0
	DSL Royals 2	32	96	14	21	3	0	0	7	3	15	17	1	2	.219	.342	.250	.592	4
<b>2020</b>		Did not play (no minor league season)																	
2021	DSL Royals Blue	25	57	7	12	3	0	1	7	2	12	13	2	2	.211	.366	.316	.682	2
2022	ACL Royals (R)	20	66	7	23	3	0	2	7	4	8	19	0	0	.348	.449	.485	.934	3
<b>MINOR LEAGUE TOTALS</b>		<b>87</b>	<b>253</b>	<b>31</b>	<b>61</b>	<b>9</b>	<b>0</b>	<b>3</b>	<b>23</b>	<b>9</b>	<b>42</b>	<b>58</b>	<b>3</b>	<b>4</b>	<b>.241</b>	<b>.368</b>	<b>.312</b>	<b>.680</b>	<b>9</b>

### SÁNCHEZ, JUNIOR

**RHP**

R/R | 6-1/170

**BORN** 2/2/05 in Santiago de los Caballeros, D.R.

**OPENING DAY AGE** 18

**RESIDES** Santo Domingo Este, D.R.

**ACQUIRED** Signed as IFA, 1/19/22

**SIGNING SCOUT** Elias Despradel

YEAR	TEAM	W-L	ERA	G	GS	SV	IP	H	R	ER	HR	HB	BB	SO	BB/9	SO/9	AVG
2022	DSL Royals Stewart	0-2	4.91	7	5	1	18.1	20	15	10	4	11	11	5.4	5.4	.278	
	DSL Royals Glass	1-0	2.45	4	0	0	7.1	6	2	0	0	0	5	6.1	6.1	.250	
<b>MINOR LEAGUE TOTALS</b>		<b>1-2</b>	<b>4.21</b>	<b>11</b>	<b>5</b>	<b>1</b>	<b>25.2</b>	<b>26</b>	<b>17</b>	<b>12</b>	<b>0</b>	<b>4</b>	<b>16</b>	<b>16</b>	<b>5.6</b>	<b>5.6</b>	<b>.271</b>

### SANDLIN, DAVID

**RHP**

R/R | 6-4/215

**BORN** 2/21/01 in St. Peters, Mo.

**OPENING DAY AGE** 22

**RESIDES** Owasso, Okla.

**ACQUIRED** 11th Round, 2022 Draft

**SIGNING SCOUT** Bobby Shore

**CAREER NOTES: 2019:** Graduated from Owasso High School (Okla.), where he went 5-0 with 5 complete games, a 1.18 ERA and 58 strikeouts in 42.1 innings as a senior...**2020-21:** Attended Eastern Oklahoma State College where he went 9-2 with a save in 13 appearances (11 starts) as a sophomore...**2022:** Went 9-4 with 102 strikeouts (9.7 K/9) to just 31 walks (2.9 BB/9) in 95.0 innings across 19 appearances (18 starts) in his junior year at Oklahoma.

YEAR	TEAM	W-L	ERA	G	GS	SV	IP	H	R	ER	HR	HB	BB	SO	BB/9	SO/9	AVG
2022	ACL Royals (R)	0-0	0.00	1	1	0	2.0	1	0	0	0	0	0	3	0.0	13.5	.143

### SANTANA, ÁNGEL

**IF**

R/R | 6-0/180

**BORN** 4/27/03 in Santo Domingo Centro, D.R.

**OPENING DAY AGE** 19

**RESIDES** San Pedro de Macoris, D.R.

**ACQUIRED** Signed as IFA, 6/25/21

**SIGNING SCOUT** Rene Francisco

YEAR	TEAM	G	AB	R	H	2B	3B	HR	RBI	HBP	BB	SO	SB	CS	AVG	OBP	SLG	OPS	E
2021	DSL Royals White	23	55	4	14	0	1	0	1	2	2	15	3	0	.255	.305	.291	.596	0
2022	DSL Royals Stewart	46	134	15	34	6	1	0	17	5	17	28	6	5	.254	.354	.313	.667	4
<b>MINOR LEAGUE TOTALS</b>		<b>69</b>	<b>189</b>	<b>19</b>	<b>48</b>	<b>6</b>	<b>2</b>	<b>0</b>	<b>18</b>	<b>7</b>	<b>19</b>	<b>43</b>	<b>9</b>	<b>5</b>	<b>.254</b>	<b>.341</b>	<b>.307</b>	<b>.648</b>	<b>4</b>

### SANTANA, OSIRIS

**RHP**

R/R | 5-11/165

**BORN** 10/11/01 in Azua, D.R.

**OPENING DAY AGE** 21

**RESIDES** Azua, D.R.

**ACQUIRED** Signed as IFA, 10/12/18

**SIGNING SCOUT** Edy Perez

**CAREER NOTES: 2021:** Posted a 3.35 ERA (17 ER in 45.2 IP) with 39 strikeouts to just 4 walks and an opponents' batting average of .218 in 12 starts with the DSL Royals White...was named the Royals White Player of the Month for July after going 1-1 with a 1.98 ERA (3 ER in 13.2 IP) over 3 starts, notching 7 strikeouts without issuing a walk...was one of five pitchers in Minor League Baseball to make at least 10 starts while issuing no more than 5 walks, with Baltimore's Ty Blach (1 BB in 16 games/15 starts across three levels), Tampa Bay's Cole Wilcox (5 BB in 10 starts at Class-A Charleston), San Francisco's Mikell Manzano (5 BB in 12 games/11 starts with the DSL Giants Orange) and Arizona's Hansel Rincón, (3 BB in 15 games/11 starts with the DSL D-backs1).

YEAR	TEAM	W-L	ERA	G	GS	SV	IP	H	R	ER	HR	HB	BB	SO	BB/9	SO/9	AVG		
2019	DSL Royals 1	2-0	2.74	13	0	1	23.0	21	12	7	0	1	9	21	3.5	8.2	.241		
<b>2020</b>		Did not play (no minor league season)																	
2021	DSL Royals White	2-5	3.35	12	12	0	45.2	38	19	17	1	5	4	39	0.8	7.7	.218		
2022	ACL Royals (R)	1-2	3.32	18	0	5	21.2	20	12	8	2	3	4	26	1.7	10.8	.222		
<b>MINOR LEAGUE TOTALS</b>		<b>5-7</b>	<b>3.19</b>	<b>43</b>	<b>12</b>	<b>6</b>	<b>90.1</b>	<b>79</b>	<b>43</b>	<b>32</b>	<b>3</b>	<b>9</b>	<b>17</b>	<b>86</b>	<b>1.7</b>	<b>8.6</b>	<b>.225</b>		

## MINOR LEAGUE PLAYER BIOS (CONT.)

### SANTOS, ENMANUEL

**OF**

R/R | 6-0/185

**BORN** 12/20/05 in San Cristóbal, D.R.

**OPENING DAY AGE** 17

**RESIDES** San Cristóbal, D.R.

**ACQUIRED** Signed as IFA, 1/20/23

**SIGNING SCOUT** Edis Perez

YEAR TEAM	G	AB	R	H	2B	3B	HR	RBI	HBP	BB	SO	SB	CS	AVG	OBP	SLG	OPS	E	
2023	2023 will be his first year in professional ball																		

### SANTOS, JEREMY

**RHP**

R/R | 6-6/180

**BORN** 3/10/05 in Santo Domingo, D.R.

**OPENING DAY AGE** 18

**RESIDES** Santo Domingo, D.R.

**ACQUIRED** Signed as IFA, 3/14/22

**SIGNING SCOUT** Elias Despradel

YEAR TEAM	W-L	ERA	G	GS	SV	IP	H	R	ER	HR	HB	BB	SO	BB/9	SO/9	AVG
2022 DSL Royals Stewart	1-3	7.80	12	0	0	15.0	13	18	13	0	4	14	13	8.4	7.8	.228

### SCOTT, WESLEY

**RHP**

R/R | 6-2/190

**BORN** 3/2/01 in Riverside, Calif.

**OPENING DAY AGE** 22

**RESIDES** Morristown, Tenn.

**ACQUIRED** 8th Round, 2022 Draft

**SIGNING SCOUT** Will Howard

**CAREER NOTES: 2019:** Graduated from Woodcrest Christian High School (Calif.)...**2022:** Pitched in the MLB Draft League for Williamsport, recording a 4.50 ERA (3 ER in 6.0 IP) with 7 strikeouts (10.5 K/9) in 2 starts... went 9-2 with 1 save, a 3.60 ERA (30 ER in 75.0 IP) and 118 strikeouts (14.2 K/9) in 18 appearances (15 starts) as a junior at Walters State Community College (Tenn.).

YEAR TEAM	W-L	ERA	G	GS	SV	IP	H	R	ER	HR	HB	BB	SO	BB/9	SO/9	AVG
2022 ACL Royals (R)	0-0	11.57	3	0	0	2.1	1	3	3	0	3	4	4	15.4	15.4	.143

### SEARS, BEN

**RHP**

R/R | 6-6/210

**BORN** 6/15/00 in Providence, R.I.

**OPENING DAY AGE** 22

**RESIDES** Riverside, R.I.

**ACQUIRED** 14th Round, 2022 Draft

**SIGNING SCOUT** Josh Hallgren

**CAREER NOTES: 2018:** Was the Gatorade Player of the Year at East Providence High School (R.I.), where he went 8-2 with a 1.07 ERA as a senior and also lettered in basketball...**2019-20:** Began his college career at The Community College of Rhode Island, where he was the team captain in 2020 and had 23 strikeouts in 11.1 innings...**2021-22:** Transferred to the University of Houston (Texas), where he led the AAC with 12 saves in 2022—3 more than any other player in the conference—after starting 13 games in 2021, which were 2nd on the team.

YEAR TEAM	W-L	ERA	G	GS	SV	IP	H	R	ER	HR	HB	BB	SO	BB/9	SO/9	AVG
2022 ACL Royals (R)	1-0	0.00	1	0	0	2.0	2	0	0	0	0	2	0	0.0	9.0	.250
Columbia (A)	0-0	3.29	7	0	0	13.2	11	5	5	1	0	2	11	1.3	7.2	.224
MINOR LEAGUE TOTALS	1-0	2.87	8	0	0	15.2	13	5	5	1	0	2	13	1.2	7.5	.228

### SEIJAS, ROTHAIKEG

**OF**

R/R | 5-11/170

**BORN** 7/22/02 in San Felipe, Venezuela

**OPENING DAY AGE** 20

**RESIDES** San Felipe, Venezuela

**ACQUIRED** Signed as IFA, 7/25/18

**SIGNING SCOUTS** A. Garcia/J. Gonzalez

**CAREER NOTES: 2021:** Spent the season with the ACL Royals Blue, playing in 38 games and leading the team in RBI (21) and ranking 2nd in runs scored (24) and stolen bases (8)...he drew 20 walks and worked a .368 OBP.

YEAR TEAM	G	AB	R	H	2B	3B	HR	RBI	HBP	BB	SO	SB	CS	AVG	OBP	SLG	OPS	E	
2019 DSL Royals Blue	41	132	19	29	6	1	1	17	1	27	37	4	1	.220	.354	.303	.657	1	
2020	Did not play (no minor league season)																		
2021 ACL Royals Blue (R)	38	111	24	27	4	1	3	21	3	20	38	8	4	.243	.368	.378	.746	0	
2022 ACL Royals (R)	22	42	7	9	4	0	0	3	3	6	18	2	0	.214	.353	.310	.663	0	
MINOR LEAGUE TOTALS	101	285	50	65	14	2	4	41	7	53	93	14	5	.228	.359	.333	.692	1	

### SHRUM, DILLAN

**IF**

R/L | 6-1/210

**BORN** 3/4/98 in La Mesa, Calif.

**OPENING DAY AGE** 25

**RESIDES** El Cajon, Calif.

**ACQUIRED** Signed as MiLB FA, 7/25/21

**SIGNING SCOUT** Buddy Gouldsmith

**CAREER NOTES: 2016:** Graduated from Granite Hills High School (Calif.), where he was named First-Team All-Grossmont Hills League in 2015 and 2016, First-Team All-CIF San Diego in 2016 and a second-team all California selection in '16...he made the San Diego all-academic team from 2014-16...as a senior had a .395 batting average with 4 home runs and 30 RBI in 60 at-bats...**2017:** Played in 39 games as a freshman at the University of Nevada-Reno, batting .317 with a .413 slugging percentage...**2018:** Started 44 games (40 at first base), leading the Wolf Pack with a .566 slugging percentage...named a Mountain West Scholar Athlete and Academic All-Mountain West...**2019:** Hit a team-high tying 10 home runs, batting .280 with a .997 fielding percentage (1 error) as a junior...**2020:** Started all 14 games at both first base and designated hitter, tallying at least 1 hit in 10 of the 14 games, before the season was cut short due to the COVID-19 pandemic...**2021:** Was named the Tony Gwynn Mountain West Player of the Year as well as a Second Team All-America selection by D1Baseball and ABCA/Rawlings in his final season...he hit .468 (58-for-124) with 15 doubles, 15 homers and 47 RBI in 35 games for the Wolf Pack, ranking 2nd among qualifying NCAA Division I hitters in batting average...is cousins with Trenton Brooks, an outfielder in the Guardians organization.

YEAR TEAM	G	AB	R	H	2B	3B	HR	RBI	HBP	BB	SO	SB	CS	AVG	OBP	SLG	OPS	E
2021 ACL Royals Gold (R)	8	20	4	6	0	0	2	8	2	1	8	1	0	.300	.391	.600	.991	0
Columbia (A)	9	31	3	6	0	0	1	2	1	3	13	0	0	.194	.286	.290	.576	1
2022 Quad Cities (A+)	97	311	44	74	22	1	16	54	17	52	129	1	0	.238	.373	.469	.842	6
MINOR LEAGUE TOTALS	114	362	51	86	22	1	19	64	20	56	150	2	0	.238	.367	.461	.828	7

## MINOR LEAGUE PLAYER BIOS (CONT.)

### SIKKEMA, T.J. (TYLER JAMES)

**LHP**

L/R | 6-0/205

**BORN** 7/25/98 in Clinton, Iowa

**OPENING DAY AGE** 24

**RESIDES** De Witt, Iowa

**ACQUIRED** Trade w/ Yankees, 7/27/22

**CAREER NOTES:** **2016:** Graduated from Central De Witt High School (Iowa), where he played for his father, Shane, and he went 30-5 on the mound with a 0.83 ERA and 370 strikeouts...in each of his four high school seasons, he was named All-Conference, All-District, Iowa Newspaper Association All-State, IHSSA All-State and Iowa High School Baseball All-State...he was a four-time honor roll member and lettered in soccer, basketball and football...**2017:** Attended the University of Missouri, where he earned an All-SEC Freshman Team selection after going 8-2 with a 2.72 ERA and 81 strikeouts over 79.1 innings of work...**2018:** Posted a 3.34 ERA with 3 wins while serving as Mizzou's Friday night starter for much of the season as he made 16 appearances, including 10 starts...**2019:** Produced one of the top single-season pitching performances in Mizzou history, finishing his junior campaign with a 7-4 record, a 1.32 ERA, 101 strikeouts and a .175 opponents' batting average over 88.2 innings pitched (17 appearances, 13 starts)...his 1.32 ERA finished 3rd-best in the NCAA and 1st in the SEC...he earned the following postseason honors: *Baseball America* Second Team All-American, NCBWA Second Team All-American, Perfect Game/*Rawlings* Third Team All-American, Collegiate Baseball Third Team All-American, ABCA Division I Midwest First Team All-Region, NCBWA District 6 Player of the Year, Golden Spikes Award Semifinalist and Second Team All-SEC...was selected in the 1st Round (38th overall) in the Draft by the New York Yankees and reported to Class-A Staten Island where he made 4 starts, allowing 1 run in 10.2 innings (0.84 ERA) with 13 strikeouts...**2021:** Did not pitch due to injury...**2022:** Returned to the mound for the first time since the end of the 2019 season...reported to High-A Hudson Valley, where he made 11 appearances (10 starts) and posted a 2.48 ERA (10 ER in 36.1 IP) before being acquired by the Kansas City Royals with RHP Beck Way and RHP Chandler Champlain in exchange for OF Andrew Benintendi on July 27...reported to Double-A Northwest Arkansas following the trade, where he made 8 starts before the end of the season...made 3 starts for Surprise in the Arizona Fall League, going 2-0 with a 2.45 ERA (3 ER in 11.0 IP) with 9 strikeouts.

YEAR	TEAM	W-L	ERA	G	GS	SV	IP	H	R	ER	HR	HB	BB	SO	BB/9	SO/9	AVG
2019	Staten Island (A)	0-0	0.84	4	4	0	10.2	6	1	1	0	1	1	13	0.8	11.0	.158
2020	Did not play (no minor league season)																
2021	Did not play (injured)																
2022	Hudson Valley (A+)	1-1	2.48	11	10	0	36.1	21	12	10	3	6	9	54	2.2	13.4	.165
	NW Arkansas (AA)	0-5	7.44	8	8	0	32.2	42	34	27	6	3	15	29	4.1	8.0	.313
<b>MINOR LEAGUE TOTALS</b>		<b>1-6</b>	<b>4.29</b>	<b>23</b>	<b>22</b>	<b>0</b>	<b>79.2</b>	<b>69</b>	<b>47</b>	<b>38</b>	<b>9</b>	<b>10</b>	<b>25</b>	<b>96</b>	<b>2.8</b>	<b>10.9</b>	<b>.231</b>

### SILVA, GABRIEL

**C**

R/R | 5-10/195

**BORN** 12/10/03 in Bolivar, Venezuela

**OPENING DAY AGE** 19

**RESIDES** Bolivar, Venezuela

**ACQUIRED** Signed as IFA, 4/17/21

**SIGNING SCOUTS** A. Garcia/J. Gonzalez

YEAR	TEAM	G	AB	R	H	2B	3B	HR	RBI	HBP	BB	SO	SB	CS	AVG	OBP	SLG	OPS	E
2021	DSL Royals White	36	93	19	18	4	0	4	18	4	22	27	1	2	.194	.370	.366	.736	0
2022	ACL Royals (R)	23	81	11	15	5	0	3	11	3	5	32	0	0	.185	.256	.358	.614	1
<b>MINOR LEAGUE TOTALS</b>		<b>59</b>	<b>174</b>	<b>30</b>	<b>33</b>	<b>9</b>	<b>0</b>	<b>7</b>	<b>29</b>	<b>7</b>	<b>27</b>	<b>59</b>	<b>1</b>	<b>2</b>	<b>.190</b>	<b>.321</b>	<b>.362</b>	<b>.683</b>	<b>1</b>

### SIMONELLI, ANTHONY

**RHP**

R/R | 6-2/200

**BORN** 12/23/98 in Winchester, Va.

**OPENING DAY AGE** 24

**RESIDES** Blacksburg, Va.

**ACQUIRED** 16th Round, 2021 Draft

**SIGNING SCOUT** Jim Farr

**CAREER NOTES:** **2017:** Graduated from Millbrook High School (Va.), where he went 8-1 with a 0.57 ERA and 71 innings in 49.0 innings during his junior season...**2018:** Attended Coastal Carolina University, where he went 3-1 with 13 strikeouts in 9 games (6 starts)...**2019:** Transferred to St. Johns River State College (Fla.) as a sophomore, where he earned NJCAA DI Pitcher of the Week honors after throwing a perfect game and a no-hitter in a span of 3 starts...**2020-21:** Spent two seasons at Virginia Tech University, going 7-3 overall with a 3.68 ERA (36 ER in 88.0 IP) over 17 starts...reported to the ACL after being selected in the 16th round of the 2021 First-Year Player Draft, where he posted a 0.93 ERA (1 ER in 9.2 IP) with 9 strikeouts before being promoted to Class-A Columbia, where he allowed 2 runs over 10.0 innings and recorded 15 strikeouts to just 3 walks.

YEAR	TEAM	W-L	ERA	G	GS	SV	IP	H	R	ER	HR	HB	BB	SO	BB/9	SO/9	AVG
2021	ACL Royals Blue (R)	0-0	0.00	1	0	0	1.2	2	3	0	0	0	0	2	0.0	10.8	.250
	ACL Royals Gold (R)	1-0	1.13	5	1	0	8.0	5	1	1	1	1	1	7	1.1	7.9	.179
	Columbia (A)	0-1	1.80	4	1	0	10.0	5	2	2	0	0	3	15	2.7	13.5	.143
2022	ACL Royals (R)	0-0	1.50	3	3	0	6.0	5	1	1	0	1	0	3	0.0	4.5	.250
	Quad Cities (A+)	4-0	5.21	26	2	0	67.1	81	43	39	13	5	24	69	3.2	9.2	.297
<b>MINOR LEAGUE TOTALS</b>		<b>5-1</b>	<b>4.16</b>	<b>39</b>	<b>7</b>	<b>0</b>	<b>93.0</b>	<b>98</b>	<b>50</b>	<b>43</b>	<b>14</b>	<b>7</b>	<b>28</b>	<b>96</b>	<b>2.7</b>	<b>9.3</b>	<b>.269</b>

### SISK, EVAN

**LHP**

See page 153

## MINOR LEAGUE PLAYER BIOS (CONT.)

### SOLANO, ADRIAN

**RHP**

R/R | 6-1/165 **BORN** 10/17/99 in San Pedro de Macoris, D.R. **OPENING DAY AGE** 23  
**RESIDES** San Pedro de Macoris, D.R. **ACQUIRED** Signed as IFA, 7/6/17 **SIGNING SCOUTS** R. Vasquez/F. Herrera

YEAR	TEAM	W-L	ERA	G	GS	SV	IP	H	R	ER	HR	HB	BB	SO	BB/9	SO/9	AVG
2018	DSL Royals 1	0-3	3.91	12	1	0	23.0	24	14	10	1	5	15	22	5.9	8.6	.270
2019	ACL Royals (R)	1-1	4.45	14	0	1	28.1	31	20	14	1	1	11	20	3.5	6.4	.274
2020		Did not play (no minor league season)															
2021	ACL Royals Gold (R)	0-1	6.75	3	2	0	9.1	14	9	7	2	1	7	9	6.8	8.7	.350
	ACL Royals Blue (R)	2-0	7.71	3	0	0	9.1	18	10	8	1	2	4	5	3.9	4.8	.429
2022	ACL Royals (R)	2-0	2.16	5	1	0	8.1	8	4	2	1	0	1	6	1.1	6.5	.235
<b>MINOR LEAGUE TOTALS</b>		<b>5-5</b>	<b>4.71</b>	<b>37</b>	<b>4</b>	<b>1</b>	<b>78.1</b>	<b>95</b>	<b>57</b>	<b>41</b>	<b>6</b>	<b>9</b>	<b>38</b>	<b>62</b>	<b>4.4</b>	<b>7.1</b>	<b>.299</b>

### SOSA, IVÁN

**IF**

R/R | 6-2/180 **BORN** 9/9/04 in Santo Domingo, D.R. **OPENING DAY AGE** 18  
**RESIDES** Santo Domingo, D.R. **ACQUIRED** Signed as IFA, 1/18/22 **SIGNING SCOUT** Elias Despradel

YEAR	TEAM	G	AB	R	H	2B	3B	HR	RBI	HBP	BB	SO	SB	CS	AVG	OBP	SLG	OPS	E
2022	DSL Royals Glass	11	29	2	2	1	0	0	1	0	4	13	1	0	.069	.176	.103	.279	4
	DSL Royals Stewart	41	151	20	31	8	1	2	16	3	12	39	3	3	.205	.274	.311	.585	9
<b>MINOR LEAGUE TOTALS</b>		<b>52</b>	<b>180</b>	<b>22</b>	<b>33</b>	<b>9</b>	<b>1</b>	<b>2</b>	<b>17</b>	<b>3</b>	<b>16</b>	<b>52</b>	<b>4</b>	<b>3</b>	<b>.183</b>	<b>.257</b>	<b>.278</b>	<b>.535</b>	<b>13</b>

### SOSA, YENFRI

**LHP**

L/L | 6-0/160 **BORN** 12/29/03 in Santiago de los Caballeros, D.R. **OPENING DAY AGE** 19  
**RESIDES** Santiago de los Caballeros, D.R. **ACQUIRED** Signed as IFA, 6/14/21 **SIGNING SCOUT** Fausto Morel

YEAR	TEAM	W-L	ERA	G	GS	SV	IP	H	R	ER	HR	HB	BB	SO	BB/9	SO/9	AVG
2021	DSL Royals Blue	2-1	2.00	4	0	0	9.0	7	3	2	0	0	2	5	2.0	5.0	.212
	DSL Royals White	0-0	2.08	2	0	0	4.1	3	1	1	0	0	0	4	0.0	8.3	.188
2022	DSL Royals Stewart	0-0	3.38	1	0	0	2.2	1	1	1	0	1	3	4	10.1	13.5	.125
	DSL Royals Glass	0-0	3.98	11	0	1	20.1	23	12	9	1	0	9	23	4.0	10.2	.280
<b>MINOR LEAGUE TOTALS</b>		<b>2-1</b>	<b>3.22</b>	<b>18</b>	<b>0</b>	<b>1</b>	<b>36.1</b>	<b>34</b>	<b>17</b>	<b>13</b>	<b>1</b>	<b>1</b>	<b>14</b>	<b>36</b>	<b>3.5</b>	<b>8.9</b>	<b>.245</b>

### SQUIRES, BRETT

**IF**

L/R | 6-4/205 **BORN** 2/26/00 in Fort Worth, Texas **OPENING DAY AGE** 23  
**RESIDES** Grapevine, Texas **ACQUIRED** Signed as MiLB FA, 7/24/22 **SIGNING SCOUT** Bobby Shore

**CAREER NOTES: 2018:** Graduated from Grapevine High School (Texas)...**2019-20:** Attended McLennan College (Texas), where he earned second-team North Texas Junior College Athletic Conference honors in 2019...**2021:** Transferred to the University of Oklahoma, where he earned honorable mention All-Big 12 after batting .275 (36-for-131) with 13 doubles, 6 home runs and 28 RBI...**2022:** Slashed .310/.432/.516 (39-for-126, .948 OPS) with 7 home runs and 33 RBI over 46 games before being signed by Kansas City as an undrafted free agent in July... former Major League pitcher, Bobby Witt Sr., is his agent.

YEAR	TEAM	G	AB	R	H	2B	3B	HR	RBI	HBP	BB	SO	SB	CS	AVG	OBP	SLG	OPS	E	
2023		2023 will be his first year in professional ball																		

## MINOR LEAGUE PLAYER BIOS (CONT.)

### STEWART, KOHL RHP

R/R | 6-4/220 **BORN** 10/7/94 in Houston, Texas **OPENING DAY AGE** 28  
**RESIDES** Spring, Texas **ACQUIRED** Signed as MiLB FA, 1/9/22 **ML SERVICE/OPT. LEFT:** 2.030/1

**CAREER NOTES:** 2013: Graduated from St. Pius X High School (Texas), where he starred in baseball and football, and was recruited to play both sports at Texas A&M University...as a senior, he threw for 2,560 yards and 28 touchdowns, earning Texas All-Region First-Team and *Rawlings* All-American honors, as well as the Gatorade High School Baseball Player of the Year after going 5-1 with a 0.18 ERA and hitting 10 home runs...after being selected 4th overall in the Draft (signed by Twins scout Greg Runser), he began his first professional season with the GCL Twins where he made 3 starts and 3 relief appearances...did not allow more than 1 earned run in any appearance...transferred to Rookie Elizabethton August 17 and made 1 start...2014: Spent the entire season with Single-A Cedar Rapids...selected to the Midwest League Mid-Season All-Star team and went 3-5 with a 2.59 ERA (25 ER in 87.0 IP)...2015: Spent entire season in the Single-A Ft. Myers starting rotation...finished the season with the 8th lowest ERA (3.20, 46 ER in 129.1 IP) in the Florida State League and the most innings among Miracle pitchers...2016: Split time between Single-A Ft. Myers and Double-A Chattanooga, combining to go 12-8, 2.88 ERA (46 ER in 143.2 IP) between the two levels...2017: Went 5-6 with a 4.09 ERA (35 ER in 77.0 IP) in 16 starts for Double-A Chattanooga, and made 1 start for Triple-A Rochester...2018: Started the season with Double-A Chattanooga where he was 3-4, 4.76 ERA (36 ER in 68.0 IP) in 14 starts...was promoted to Triple-A on June 24 and had his contract selected by the Twins on Aug. 12...made his Major League debut at Detroit on Aug. 12 and suffered the loss after allowing 3 runs on 8 hits and 1 walk with 1 strikeout over 4.1 innings...earned first Major League win on Sept. 11 vs. the New York Yankees after allowing 3 runs on 2 hits and 5 strikeouts over 3.1 innings...with Twins, he went 0-1 with a 6.61 ERA (12 ER in 16.1 IP) over 4 starts, but went 2-0 with a 1.33 ERA (3 ER in 14.1 IP) over 4 relief appearances...2019: Spent the majority of the season with Triple-A Rochester, but appeared in 9 games (2 starts) for the Twins, going 2-2 with a 6.39 ERA (18 ER in 25.1 IP)...refused an outright assignment at the end of the season and elected free agency, and signed a one-year contract with Baltimore on Dec. 29...2020: Opted out of the season due to preexisting concerns regarding his Type-1 diabetes and the COVID-19 pandemic...refused an outright assignment at the end of the season and elected free agency...2021: Signed a one-year contract with the Chicago Cubs on Jan. 28 and appeared in 4 games (3 starts) for the Cubs, covering 13.2 innings and posting a 5.27 ERA (8 ER in 13.2 IP) with 11 strikeouts.

YEAR	TEAM	W-L	ERA	G	GS	SV	IP	H	R	ER	HR	HB	BB	SO	BB/9	SO/9	AVG	
2013	GCL Twins (R)	0-0	1.69	6	3	0	16.0	12	7	3	0	1	3	16	1.7	9.0	.188	
	Elizabethton (R)	0-0	0.00	1	1	0	4.0	1	0	0	0	1	1	8	2.3	18.0	.077	
2014	Cedar Rapids (A)	3-5	2.59	19	19	0	87.0	75	36	25	4	7	24	62	2.5	6.4	.233	
2015	Ft. Myers (A+)	7-8	3.20	22	22	0	129.1	134	63	46	2	6	45	71	3.1	4.9	.273	
2016	Ft. Myers (A+)	3-2	2.61	9	9	0	51.2	39	19	15	2	2	19	44	3.3	7.7	.207	
	Chattanooga (AA)	9-6	3.03	16	16	0	92.0	91	40	31	4	6	44	47	4.3	4.6	.265	
2017	Chattanooga (AA)	5-6	4.09	16	16	0	77.0	72	41	35	4	4	45	52	5.3	6.1	.253	
	Rochester (AAA)	1-0	7.20	1	1	0	5.0	7	4	4	1	1	1	5	1.8	9.0	.333	
2018	Chattanooga (AA)	3-4	4.76	14	14	0	68.0	84	41	36	3	5	21	71	2.8	9.4	.301	
	Rochester (AAA)	0-3	3.98	7	5	0	40.2	45	19	18	4	2	12	30	2.7	6.6	.300	
	MINNESOTA	2-1	3.68	8	4	0	36.2	34	16	15	1	3	18	24	4.4	5.9	.246	
2019	Rochester (AAA)	8-6	5.14	20	19	0	91.0	90	67	52	10	11	44	80	4.4	7.9	.257	
	MINNESOTA	2-2	6.39	9	2	0	25.1	29	18	18	5	1	8	10	2.8	3.6	.290	
2020	Did not play (no minor league season)																	
2021	Iowa (AAA)	2-3	3.46	6	5	0	26.0	16	10	3	1	6	26	21	4.1	9.0	.174	
	CHI CUBS	1-1	5.27	4	3	0	13.2	17	12	8	2	2	6	11	2.0	7.2	.309	
2022	Did not play (injured)																	
MINOR LEAGUE TOTALS		41-43	3.60	137	130	0	687.2	666	347	275	37	47	265	512	3.5	6.7	.256	
MAJOR LEAGUE TOTALS		5-4	4.88	21	9	0	75.2	80	46	41	8	6	32	45	3.8	5.4	.273	

### STIL, MATTHEW RHP

R/R | 6-3/190 **BORN** 7/5/00 in Marlton, N.J. **OPENING DAY AGE** 22  
**RESIDES** Marlton, N.J. **ACQUIRED** 21st Round, 2019 Draft **SIGNING SCOUT** Casey Fahn

YEAR	TEAM	W-L	ERA	G	GS	SV	IP	H	R	ER	HR	HB	BB	SO	BB/9	SO/9	AVG	
2019	ACL Royals (R)	0-3	6.30	9	0	0	10.0	9	11	7	2	0	10	15	9.0	13.5	.257	
2020	Did not play (no minor league season)																	
2021	ACL Royals Blue (R)	0-1	9.00	2	2	0	3.0	4	3	3	0	0	4	2	12.0	6.0	.333	
	ACL Royals Gold (R)	0-0	9.00	1	0	0	2.0	3	2	2	0	0	1	2	4.5	9.0	.375	
	Columbia (A)	2-2	4.64	17	14	0	52.1	46	29	27	8	3	33	55	5.7	9.5	.242	
2022	Columbia (A)	2-1	4.55	16	1	0	27.2	21	19	14	2	2	37	31	12.0	10.1	.210	
MINOR LEAGUE TOTALS		4-7	5.02	45	17	0	95.0	83	64	53	12	5	85	105	8.1	10.0	.241	

### TEJEDA, LUIS OF

R/R | 6-0/165 **BORN** 2/18/05 in Bani, D.R. **OPENING DAY AGE** 18  
**RESIDES** Bani, D.R. **ACQUIRED** Signed as IFA, 1/20/22 **SIGNING SCOUT** Nicolas Bautista

YEAR	TEAM	G	AB	R	H	2B	3B	HR	RBI	HBP	BB	SO	SB	CS	AVG	OBP	SLG	OPS	E
2022	DSL Royals Glass	3	6	0	0	0	0	0	0	0	0	0	0	0	.000	.000	.000	.000	0
	DSL Royals Stewart	5	9	4	3	0	0	0	3	0	3	2	1	1	.333	.462	.333	.795	0
MINOR LEAGUE TOTALS		8	15	4	3	0	0	0	3	0	3	2	1	1	.200	.316	.200	.516	0

### TOLBERT, TYLER IF

See page 160

## MINOR LEAGUE PLAYER BIOS (CONT.)

### TORRES, ERICK

**OF**

R/R | 5-10/160

**BORN** 12/20/04 in Santiago de los Caballeros, D.R.

**OPENING DAY AGE** 18

**RESIDES** Santiago de los Caballeros, D.R.

**ACQUIRED** Signed as IFA, 1/18/22

**SIGNING SCOUT** Edis Perez

**CAREER NOTES: 2022:** Was named the Dominican Summer League Royals Player of the Year after he posted a slashline of .266/.365/.382 (46-for-173) with 36 runs, 7 doubles, 2 triples, 3 home runs, 16 RBI, 21 walks and 14 stolen bases in his first professional season...he spent the entire season playing for the DSL Glass Squad, and he led the club with 202 plate appearances, 66 total bases and 2 triples...from June 18-July 1, Torres registered a season-high 8-game hitting streak, in which he batted .382 (14-for-34) with 1 double, 1 home run, 6 RBI, 5 walks and 2 stolen bases...he homered in his final game of the season on Aug. 23 at Cleveland Blue, a solo shot that gave the Royals the lead.

YEAR	TEAM	G	AB	R	H	2B	3B	HR	RBI	HBP	BB	SO	SB	CS	AVG	OBP	SLG	OPS	E
2022	DSL Royals Glass	51	173	36	46	7	2	3	16	6	21	35	14	5	.266	.365	.382	.747	4

### TOWN, RIVER (JOSIAH)

**OF**

L/R | 6-0/185

**BORN** 7/8/99 in Zachary, La.

**OPENING DAY AGE** 23

**RESIDES** Zachary, La.

**ACQUIRED** 15th Round, 2021 Draft

**SIGNING SCOUT** Bobby Shore

**CAREER NOTES: 2018:** Graduated from Zachary High School (La.), where he was a four-year letter-winner and named Class 5A First-Team All-State as a senior...**2019-20:** Spent the first two years of his collegiate career at LSU Eunice, where he hit .508 in 20 games as a sophomore for a team that was ranked No. 1 in the country before the season was canceled...made 55 starts as a freshman in 2019 and led the team with a .535 on-base percentage, and became the fourth freshman in school history to earn an ABCA/Rawlings Gold Glove Award...**2021:** Hit .326 (76-for-233) with 10 HR, 51 RBI and 20 steals in 59 games as a junior at Dallas Baptist, and appeared in 8 games for Cotuit in the Cape Cod League...reported to the ACL, where he played in 21 games.

YEAR	TEAM	G	AB	R	H	2B	3B	HR	RBI	HBP	BB	SO	SB	CS	AVG	OBP	SLG	OPS	E
2021	ACL Royals Blue (R)	1	3	0	0	0	0	0	0	0	0	1	0	0	.000	.000	.000	.000	0
	ACL Royals Gold (R)	20	56	9	13	4	0	0	5	5	8	12	6	0	.232	.377	.304	.681	1
2022	Columbia (A)	81	282	47	70	18	3	12	45	14	52	64	18	3	.248	.386	.461	.847	11
	Quad Cities (A+)	26	100	15	25	2	1	2	14	2	9	17	4	0	.250	.316	.350	.666	0
<b>MINOR LEAGUE TOTALS</b>		<b>128</b>	<b>441</b>	<b>71</b>	<b>108</b>	<b>24</b>	<b>4</b>	<b>14</b>	<b>64</b>	<b>21</b>	<b>69</b>	<b>94</b>	<b>28</b>	<b>3</b>	<b>.245</b>	<b>.368</b>	<b>.413</b>	<b>.781</b>	<b>12</b>

### TRESH, LUCA

**C**

See page 161

### UM, HYUNGCHAN

**C**

R/R | 6-1/190

**BORN** 4/24/04 in Seoul, Korea

**OPENING DAY AGE** 18

**RESIDES** Gyeonggi, Korea.

**ACQUIRED** Signed as IFA, 7/4/22

**SIGNING SCOUTS** H. Kim/P. Dale

**CAREER NOTES: 2022:** Signed as an international free agent with Kansas City on July 4...earned the Best Catcher Award at the sixth annual Lee Man-soo Awards in South Korea after slashing .390/.446/.585 with 3 home runs, 30 RBI and 22 runs as a senior at Gyeonggi Commercial High School in Seoul...his father, Jong-soo Um, played one season with Atlanta's High-A affiliate in Myrtle Beach in 2001, where he was teammates with Fort Scott, Kan. native Adam LaRoche...according to the Yonhap News Agency in Korea, the Um's are the first South Korean father-son duo to sign with Major League clubs.

YEAR	TEAM	G	AB	R	H	2B	3B	HR	RBI	HBP	BB	SO	SB	CS	AVG	OBP	SLG	OPS	E	
2023		2023 will be his first year in professional ball																		

### URDANETA, KEINE

**IF**

R/R | 5-11/150

**BORN** 1/24/05 in Maracaibo, Venezuela

**OPENING DAY AGE** 18

**RESIDES** Maracaibo, Venezuela

**ACQUIRED** Signed as IFA, 3/29/22

**SIGNING SCOUT** Jose Gualdron

YEAR	TEAM	G	AB	R	H	2B	3B	HR	RBI	HBP	BB	SO	SB	CS	AVG	OBP	SLG	OPS	E
2022	DSL Royals Stewart	40	116	17	17	2	0	0	7	3	15	31	12	4	.147	.257	.164	.421	17

### USHER, LEVI

**OF**

L/R | 6-1/210

**BORN** 6/25/00 in Cedar Rapids, Iowa

**OPENING DAY AGE** 22

**RESIDES** Fairfax, Iowa

**ACQUIRED** 10th Round, 2022 Draft

**SIGNING SCOUT** Mike Farrell

**CAREER NOTES: 2019:** Graduated from Fairfax High School (Iowa), and was selected by the Los Angeles Angels in the 37th round of the Draft, but chose to pursue his education at Kirkwood Community College (Iowa)...**2020-22:** Spent three seasons at the University of Louisville, where he was named ACC Defensive Player of the Year in 2022 and ABCA/Rawlings Gold Glove Award winner...had SportsCenter's top play on April 30 after robbing a home run.

YEAR	TEAM	G	AB	R	H	2B	3B	HR	RBI	HBP	BB	SO	SB	CS	AVG	OBP	SLG	OPS	E
2022	ACL Royals (R)	8	24	2	4	0	1	0	0	0	4	9	1	0	.167	.286	.250	.536	0
	Columbia (A)	8	27	3	2	1	0	0	3	0	3	8	1	0	.074	.161	.111	.272	0
<b>MINOR LEAGUE TOTALS</b>		<b>16</b>	<b>51</b>	<b>5</b>	<b>6</b>	<b>1</b>	<b>1</b>	<b>0</b>	<b>3</b>	<b>0</b>	<b>7</b>	<b>17</b>	<b>2</b>	<b>0</b>	<b>.118</b>	<b>.220</b>	<b>.176</b>	<b>.396</b>	<b>0</b>

## MINOR LEAGUE PLAYER BIOS (CONT.)

### VALDEZ, ENRIQUE

**IF**

L/R | 6-0/158

**BORN** 5/15/01 in San Pedro de Macoris, D.R.

**OPENING DAY AGE** 21

**RESIDES** San Pedro de Macoris, D.R.

**ACQUIRED** Signed as IFA, 7/6/17

**SIGNING SCOUTS** R. Vasquez/F. Herrera

**CAREER NOTES:** **2018:** Named Dominican Royals 1 Player of the Year in his professional debut, batting .264 (24-for-91) in 27 games, including 24 starts at shortstop...also hit .307 in 26 games with the Dominican Royals 2 team, and was named a Dominican League midseason All-Star...**2021:** Was named the ACL Royals Gold Player of the Month for July after slashing .315/.433/.556 (17-for-54, .988 OPS) in 19 games, while scoring 9 runs and collecting 1 double, 3 triples, 2 home runs, 13 RBI and 4 stolen bases.

YEAR	TEAM	G	AB	R	H	2B	3B	HR	RBI	HBP	BB	SO	SB	CS	AVG	OBP	SLG	OPS	E
2018	DSL Royals 2	26	101	14	31	4	1	0	7	2	6	23	6	4	.307	.358	.366	.724	9
	DSL Royals 1	27	91	10	24	1	1	0	8	0	8	23	8	5	.264	.320	.297	.617	9
2019	ACL Royals (R)	46	164	19	36	8	2	0	23	1	11	46	4	4	.220	.270	.293	.563	15
2020																			
Did not play (no minor league season)																			
2021	ACL Royals Gold (R)	28	80	15	23	2	4	3	16	5	12	30	7	3	.288	.408	.525	.933	10
	Columbia (A)	26	92	12	17	5	0	2	9	2	6	38	1	1	.185	.248	.304	.552	5
2022	Columbia (A)	82	285	39	73	19	1	6	37	3	23	85	19	6	.256	.314	.393	.707	23
	Quad Cities (A+)	14	47	2	7	2	0	1	4	1	5	19	3	0	.149	.241	.255	.496	2
MINOR LEAGUE TOTALS		249	860	111	211	41	9	12	104	14	71	264	48	23	.245	.310	.356	.666	73

### VALDEZ, LUIS

**RHP**

R/R | 6-0/170

**BORN** 10/25/04 in Nizao, D.R.

**OPENING DAY AGE** 18

**RESIDES** Nizao, D.R.

**ACQUIRED** Signed as IFA, 3/11/22

**SIGNING SCOUT** Nicolas Bautista

YEAR	TEAM	W-L	ERA	G	GS	SV	IP	H	R	ER	HR	HB	BB	SO	BB/9	SO/9	AVG
2022	DSL Royals Glass	2-1	2.77	12	1	1	26.0	15	10	8	1	1	10	22	3.5	7.6	.161

### VALDEZ, RICHY

**RHP**

R/R | 6-1/180

**BORN** 7/29/05 in Santo Domingo Este, D.R.

**OPENING DAY AGE** 17

**RESIDES** Santo Domingo Este, D.R.

**ACQUIRED** Signed as IFA, 2/7/22

**SIGNING SCOUTS** E. Desprade/L. Feliciano

YEAR	TEAM	W-L	ERA	G	GS	SV	IP	H	R	ER	HR	HB	BB	SO	BB/9	SO/9	AVG
2022	DSL Royals Stewart	0-4	8.80	12	11	0	29.2	43	39	29	1	4	25	25	7.6	7.6	.344
	DSL Royals Glass	1-0	0.00	1	0	0	2.0	0	0	0	0	0	0	0	0.0	0.0	.000
MINOR LEAGUE TOTALS		1-4	8.24	13	11	0	31.2	43	39	29	1	4	25	25	7.1	7.1	.328

### VALENZUELA, OSCAR

**RHP**

R/R | 5-11/171

**BORN** 3/2/01 in Tampico, México

**OPENING DAY AGE** 22

**RESIDES** Altamira, México

**ACQUIRED** Signed as IFA, 4/24/18

**SIGNING SCOUTS** M. Samanigo/L. Ortiz

YEAR	TEAM	W-L	ERA	G	GS	SV	IP	H	R	ER	HR	HB	BB	SO	BB/9	SO/9	AVG		
2018	DSL Royals 1	3-0	2.95	11	0	2	21.1	14	10	7	0	1	7	8	3.0	3.4	.182		
2019	DSL Royals 2	1-4	3.48	12	6	1	41.1	45	22	16	2	4	9	20	2.0	4.4	.276		
	DSL Royals 1	0-0	0.00	2	0	1	7.1	3	0	0	0	1	1	3	1.2	3.7	.130		
2020																			
Did not play (no minor league season)																			
2021	ACL Royals Blue (R)	2-3	6.95	14	0	3	33.2	42	31	26	5	2	12	33	3.2	8.8	.294		
2022																			
Did not play (injured)																			
MINOR LEAGUE TOTALS		6-7	4.25	39	6	7	103.2	104	63	49	7	8	29	64	2.5	5.6	.256		

### VALERIO, SAMUEL

**RHP**

R/R | 6-4/220

**BORN** 10/8/01 in Santo Domingo, D.R.

**OPENING DAY AGE** 21

**RESIDES** Santo Domingo, D.R.

**ACQUIRED** Signed as IFA, 7/6/18

**SIGNING SCOUT** Edis Perez

YEAR	TEAM	W-L	ERA	G	GS	SV	IP	H	R	ER	HR	HB	BB	SO	BB/9	SO/9	AVG		
2019	DSL Royals 1	3-1	4.62	11	4	0	25.1	23	19	13	1	6	13	31	4.6	11.0	.240		
2020																			
Did not play (no minor league season)																			
2021	ACL Royals Blue (R)	3-0	5.06	4	0	0	10.2	15	6	6	1	1	5	6	4.2	5.1	.333		
2022	ACL Royals (R)	0-2	13.50	7	0	1	7.1	10	12	11	2	1	7	13	8.6	16.0	.333		
	Columbia (A)	0-3	10.21	12	2	0	27.1	31	35	31	3	2	31	33	10.2	10.9	.272		
MINOR LEAGUE TOTALS		6-6	7.77	34	6	1	70.2	79	72	61	7	10	56	83	7.1	10.6	.277		

### VARGAS, YEISON

**IF**

R/R | 5-11/155

**BORN** 9/10/03 in Azua, D.R.

**OPENING DAY AGE** 19

**RESIDES** Azua, D.R.

**ACQUIRED** Signed as IFA, 2/9/21

**SIGNING SCOUT** Daniel Guerrero

YEAR	TEAM	G	AB	R	H	2B	3B	HR	RBI	HBP	BB	SO	SB	CS	AVG	OBP	SLG	OPS	E
2021	DSL Royals White	5	13	2	1	0	0	0	1	1	1	3	0	0	.077	.188	.077	.265	2
	DSL Royals Blue	27	80	13	21	4	0	0	8	2	12	20	4	5	.263	.372	.313	.685	3
2022	DSL Royals Stewart	11	34	7	7	3	0	1	5	0	6	13	0	1	.206	.325	.382	.707	1
	DSL Royals Glass	28	70	14	17	0	2	1	5	2	11	23	1	3	.243	.357	.343	.700	1
MINOR LEAGUE TOTALS		71	197	36	46	7	2	2	19	5	30	59	5	9	.234	.346	.320	.666	7



## MINOR LEAGUE PLAYER BIOS (CONT.)

### VAZ, JAVIER

**OF**

L/R | 5-9/165

**BORN** 9/22/00 in Huntsville, Ala.

**OPENING DAY AGE** 22

**RESIDES** Huntsville, Ala.

**ACQUIRED** 15th Round, 2022 Draft

**SIGNING SCOUT** Will Howard

**CAREER NOTES:** **2018:** Graduated from Huntsville High School (Ala.)...**2019-20:** Attended LSU Eunice Junior College, where his father, Roberto, is a coach...he hit .364 as a freshman and led the Bengals to a 51-8 record and a Region 23 title...**2021-22:** Transferred to Vanderbilt University (Tenn.), and hit .280 (44-for-157) in 51 games as a senior, recording a .402 on-base percentage and .893 OPS with more walks (29) than strikeouts (17).

YEAR	TEAM	G	AB	R	H	2B	3B	HR	RBI	HBP	BB	SO	SB	CS	AVG	OBP	SLG	OPS	E
2022	ACL Royals (R)	2	8	2	2	1	0	0	1	1	3	1	0	0	.250	.400	.375	.775	0
	Columbia (A)	27	100	14	26	6	1	1	12	1	20	14	4	3	.260	.388	.370	.758	1
<b>MINOR LEAGUE TOTALS</b>		<b>29</b>	<b>108</b>	<b>16</b>	<b>28</b>	<b>7</b>	<b>1</b>	<b>1</b>	<b>12</b>	<b>2</b>	<b>21</b>	<b>17</b>	<b>5</b>	<b>3</b>	<b>.259</b>	<b>.389</b>	<b>.370</b>	<b>.759</b>	<b>1</b>

### VÁZQUEZ, DANIEL

**IF**

R/R | 6-2/170

**BORN** 12/15/03 in Villa Mella, D.R.

**OPENING DAY AGE** 19

**RESIDES** Villa Mella, D.R.

**ACQUIRED** Signed as IFA, 1/18/21

**SIGNING SCOUT** Edis Perez

YEAR	TEAM	G	AB	R	H	2B	3B	HR	RBI	HBP	BB	SO	SB	CS	AVG	OBP	SLG	OPS	E
2021	DSL Royals Blue	32	102	17	19	3	1	1	10	0	14	31	4	0	.186	.280	.265	.545	8
2022	Columbia (A)	77	293	25	57	10	0	0	31	0	28	86	10	5	.195	.262	.229	.491	23
<b>MINOR LEAGUE TOTALS</b>		<b>109</b>	<b>395</b>	<b>42</b>	<b>76</b>	<b>13</b>	<b>1</b>	<b>1</b>	<b>41</b>	<b>0</b>	<b>42</b>	<b>117</b>	<b>14</b>	<b>5</b>	<b>.192</b>	<b>.266</b>	<b>.238</b>	<b>.504</b>	<b>31</b>

### VELIZ, MAURICIO

**RHP**

R/R | 6-2/170

**BORN** 7/17/02 in Guayana, Venezuela

**OPENING DAY AGE** 20

**RESIDES** Bolivar, Venezuela

**ACQUIRED** Signed as IFA, 7/10/19

**SIGNING SCOUTS** E. Fuentes/J. Gonzalez

**CAREER NOTES:** **2022:** Was crowned ACL Royals Pitcher of the Year after posting a 2.36 ERA (12 ER in 45.2 IP) with 37 strikeouts to 12 walks in 13 games (5 starts)...among qualifying pitchers, his opponents' average of .193 (32-for-166) and his 0.96 WHIP led the ACL, while his ERA ranked 2nd...he was named the ACL Royals Pitcher of the Month in July after pitching to a 1.37 ERA (3 ER in 19.2 IP) in 5 games (1 start), and he backed that up with a 2.08 ERA (3 ER in 13.0 IP) in 4 games (3 starts) in August, completing his season with a 1.65 ERA (6 ER in 32.2 IP) over the final two months...his 2.36 ERA ranked 2nd among Royals farmhands.

YEAR	TEAM	W-L	ERA	G	GS	SV	IP	H	R	ER	HR	HB	BB	SO	BB/9	SO/9	AVG	
2020		Did not play (no minor league season)																
2021	DSL Royals Blue	0-2	8.82	6	6	0	16.1	21	17	16	1	2	10	16	5.5	8.8	.304	
	DSL Royals White	1-1	4.08	6	5	0	17.2	18	9	8	3	3	1	12	0.5	6.1	.254	
2022	ACL Royals (R)	2-3	2.36	13	5	1	45.2	32	19	12	4	3	12	37	2.4	7.3	.193	
<b>MINOR LEAGUE TOTALS</b>		<b>3-6</b>	<b>4.07</b>	<b>25</b>	<b>16</b>	<b>1</b>	<b>79.2</b>	<b>71</b>	<b>45</b>	<b>36</b>	<b>8</b>	<b>8</b>	<b>23</b>	<b>65</b>	<b>2.6</b>	<b>7.3</b>	<b>.232</b>	

### VENEZIANO, ANTHONY

**LHP**

L/L | 6-6/200

**BORN** 9/1/97 in Hackettstown, N.J.

**OPENING DAY AGE** 25

**RESIDES** Hackettstown, N.J.

**ACQUIRED** 10th Round, 2019 Draft

**SIGNING SCOUT** Joe Barbera

**CAREER NOTES:** **2016:** Graduated from Warren Hills High School (N.J.), where he had a 0.74 ERA and 64 strikeouts in 47.1 innings as a senior...threw 9.0 no-hit innings with 16 strikeouts in a game that year, but got a no-decision in his school's 1-0 loss in 11 innings...**2018:** Had a 4.29 ERA in 4 starts (14.2 IP) with the Cotuit Kettleers of the Cape Cod League...**2019:** As a junior at Coastal Carolina University, he went 5-3 with 85 strikeouts in 78.0 innings (9.8 K/9) over 21 appearances...pitched 4.0 scoreless, no-hit innings of relief to earn the win in Game 2 of the Pioneer League Championship Series...**2021:** Spent the entire season with Quad Cities and led all Royals farmhands with 127 strikeouts in 93.2 innings (12.2 K/9)...his total tied for the most among High-A Central pitchers, and on Oct. 7, Minor League Baseball named him the High-A Central Pitcher of the Year and a postseason All-Star as the left-handed pitcher...overall, he went 6-4 with a 3.75 ERA (39 ER in 93.2 IP), holding the opposition to a .222 average (76-for-342)...struck out a career-high 10 batters on July 30 vs. South Bend...**2022:** Struck out 129 batters over 122.2 innings pitched, finishing 3rd among Royals farmhands behind only Alec Marsh (156) and Adrian Alcantara (130).

YEAR	TEAM	W-L	ERA	G	GS	SV	IP	H	R	ER	HR	HB	BB	SO	BB/9	SO/9	AVG	
2019	Idaho Falls (R)	3-4	5.59	13	11	1	46.2	65	35	29	6	3	13	44	2.5	8.5	.323	
2020		Did not play (no minor league season)																
2021	Quad Cities (A+)	6-4	3.75	22	22	0	93.2	76	46	39	11	10	37	127	3.6	12.2	.222	
2022	NW Arkansas (AA)	6-9	5.72	26	25	0	122.2	133	90	78	24	8	66	129	4.8	9.5	.273	
<b>MINOR LEAGUE TOTALS</b>		<b>15-17</b>	<b>5.00</b>	<b>61</b>	<b>58</b>	<b>1</b>	<b>263.0</b>	<b>274</b>	<b>171</b>	<b>146</b>	<b>41</b>	<b>21</b>	<b>116</b>	<b>300</b>	<b>4.0</b>	<b>10.3</b>	<b>.266</b>	

### VICENTE, JHEREMY

**RHP**

R/R | 6-4/190

**BORN** 9/1/03 in Azua, D.R.

**OPENING DAY AGE** 19

**RESIDES** Azua, D.R.

**ACQUIRED** Signed as IFA, 5/28/21

**SIGNING SCOUT** Edis Perez

YEAR	TEAM	W-L	ERA	G	GS	SV	IP	H	R	ER	HR	HB	BB	SO	BB/9	SO/9	AVG
2021	DSL Royals White	0-0	9.82	2	0	0	3.2	5	5	4	0	0	3	4	7.4	9.8	.313
	DSL Royals Blue	3-1	4.64	10	1	0	21.1	19	14	11	0	1	15	24	6.3	10.1	.235
2022	DSL Royals Glass	0-0	0.00	1	0	0	2.0	0	0	0	0	0	1	0	0.0	4.0	.000
	DSL Royals Stewart	0-4	4.45	11	7	0	32.1	24	21	16	0	2	25	25	7.0	7.0	.209
<b>MINOR LEAGUE TOTALS</b>		<b>3-5</b>	<b>4.70</b>	<b>24</b>	<b>8</b>	<b>1</b>	<b>59.1</b>	<b>48</b>	<b>40</b>	<b>31</b>	<b>0</b>	<b>3</b>	<b>43</b>	<b>54</b>	<b>6.5</b>	<b>8.2</b>	<b>.220</b>

## MINOR LEAGUE PLAYER BIOS (CONT.)

VITRAGO, DANIEL															LHP		
L/L   5-10/155			BORN 12/5/00 in Valencia, Venezuela						OPENING DAY AGE 22								
RESIDES Valencia, Venezuela			ACQUIRED Signed as IFA, 7/18/17						SIGNING SCOUT Orlando Estevez								
YEAR	TEAM	W-L	ERA	G	GS	SV	IP	H	R	ER	HR	HB	BB	SO	BB/9	SO/9	AVG
2018	DSL Royals 1	2-2	2.81	12	4	1	25.2	19	9	8	0	1	14	25	4.9	8.8	.213
2019	DSL Royals 2	1-0	1.57	7	4	0	23.0	17	4	4	1	1	5	26	2.0	10.2	.210
	DSL Royals 1	0-1	0.84	4	1	1	10.2	7	2	1	0	0	0	15	0.0	12.7	.184
2020	Did not play (no minor league season)																
2021	Did not play (injured)																
2022	ACL Royals (R)	0-0	1.69	7	2	0	10.2	9	2	2	0	0	0	15	0.0	12.7	.225
MINOR LEAGUE TOTALS		3-3	1.93	30	11	2	70.0	52	17	15	1	2	19	81	2.4	10.4	.210

WALLACE, CAYDEN															IF				
R/R   6-1/205			BORN 8/7/01 in Little Rock, Ark.						OPENING DAY AGE 21										
RESIDES Greenbrier, Ark.			ACQUIRED 2nd Round, 2022 Draft						SIGNING SCOUT Matt Price										
<b>CAREER NOTES: 2020:</b> Graduated from Greenbrier High School (Ark.), where he was named 2020 Gatorade Arkansas Player of the Year and was a 2019 Perfect Game All-American... <b>2021:</b> Attended the University of Arkansas, where he tied the school freshman record of 14 home runs, a mark held by two previous 1st-round picks in Zack Cox (2010) and Heston Kjerstad (2020)... <b>2022:</b> He was a starter for the Arkansas team that reached the College World Series semifinals in 2022 and hit .298 (82-for-275) with 16 HR and 60 RBI in 67 games as a sophomore, while leading the team in runs (62), doubles (20), RBI, stolen bases (12) and slugging (.553)... reported to the Arizona Complex League for 3 games before being promoted to Class-A Columbia, where he batted .294 (32-for-109) with 12 extra-base hits and 16 RBI in 27 games...his older brother, Paxton, signed a minor league contract with Kansas City on Dec. 19, 2022.																			
YEAR	TEAM	G	AB	R	H	2B	3B	HR	RBI	HBP	BB	SO	SB	CS	AVG	OBP	SLG	OPS	E
2022	ACL Royals (R)	3	7	3	2	1	0	0	1	0	0	1	0	0	.286	.500	.429	.929	1
	Columbia (A)	27	109	15	32	7	3	2	16	1	12	22	8	1	.294	.369	.468	.837	3
MINOR LEAGUE TOTALS		30	116	18	34	8	3	2	17	1	15	23	8	1	.293	.379	.466	.845	4

WALLACE, CHASE															RHP		
R/R   6-2/195			BORN 11/13/98 in Carrollton, Ga.						OPENING DAY AGE 24								
RESIDES Sevierville, Tenn.			ACQUIRED Signed as MiLB FA, 6/23/20						SIGNING SCOUT William Howard								
<b>CAREER NOTES: 2017:</b> Graduated from Sevier County High School (Tenn.), where he led his team to its first ever state tournament appearance as a junior...named <i>Rawlings</i> /Perfect Game Honorable Mention All-American as a senior... <b>2019:</b> Missed most of his sophomore season at the University of Tennessee due to injury, but posted a 2.74 ERA (7 ER in 23.0 IP) in 14 relief outings in the Cape Cod League.																	
YEAR	TEAM	W-L	ERA	G	GS	SV	IP	H	R	ER	HR	HB	BB	SO	BB/9	SO/9	AVG
2020	Did not play (no minor league season)																
2021	Columbia (A)	3-4	5.28	25	0	1	46.0	52	33	27	3	6	24	41	4.7	8.0	.280
2022	Columbia (A)	0-0	3.00	4	0	0	6.0	6	4	2	0	0	5	4	7.5	6.0	.250
	Quad Cities (A+)	3-1	7.34	22	0	0	34.1	43	30	28	7	6	23	23	6.0	6.0	.305
MINOR LEAGUE TOTALS		6-5	5.94	51	0	1	86.1	101	67	57	10	12	52	68	5.4	7.1	.288

WALLACE, JACOB															RHP		
R/R   6-1/195			BORN 8/13/98 in Lawrence, Mass.						OPENING DAY AGE 24								
RESIDES Methuen, Mass.			ACQUIRED Trade w/ Red Sox, 12/16/22														
<b>CAREER NOTES: 2016:</b> Graduated from Methuen High School (Mass.)... <b>2017-19:</b> Pitched for the University of Connecticut for three seasons, posting a 2.77 ERA (30 ER in 97.1 IP), including a 0.64 ERA (3 ER, 42.0 IP) with 16 saves as a junior...named co-recipient of the Cape Cod Baseball League's John Claffey New England Top Prospect Award and was named a CCBL All-Star while pitching for Bourne in 2018...selected in the 3rd round of the 2019 Draft by the Colorado Rockies, and reported to Class-A Boise, where he notched 12 saves in 22 appearance during his first professional season, en route to being named a Northwest League mid-season All-Star and <i>Baseball America</i> Short-Season All-Star... <b>2020:</b> Acquired by the Boston Red Sox on Sept. 18 as the Player to be Named Later for the trade that sent OF Kevin Pillar to Boston on Aug. 31... <b>2021:</b> Spent the entire season with High-A Greenville, making a team-high 39 appearances...recorded a 14.1 K/9 (76 K, 48.2 IP)... <b>2022:</b> Pitched in 47 games for Double-A Portland, where he went 8-2 with 76 strikeouts and a 3.81 ERA (24 ER in 56.2 IP)...was acquired by Kansas City on Dec. 16 in exchange for RHP Wyatt Mills.																	
YEAR	TEAM	W-L	ERA	G	GS	SV	IP	H	R	ER	HR	HB	BB	SO	BB/9	SO/9	AVG
2019	Boise (A)	0-0	1.29	22	0	12	21.0	9	3	3	1	1	9	29	3.9	12.4	.129
2020	Did not play (no minor league season)																
2021	Greenville (A)	3-3	5.92	39	0	4	48.2	41	33	32	5	9	25	76	4.6	14.1	.223
2022	Portland (AA)	8-2	3.81	47	0	1	56.2	35	27	24	7	3	49	76	7.8	12.1	.178
MINOR LEAGUE TOTALS		11-5	4.20	108	0	17	126.1	85	63	59	13	13	83	181	5.9	12.9	.188

## MINOR LEAGUE PLAYER BIOS (CONT.)

### WALLACE, PAXTON

**IF**

R/R | 6-1/215

**BORN** 1/6/99 in Little Rock, Ark.

**OPENING DAY AGE** 24

**RESIDES** Greenbrier, Ark.

**ACQUIRED** Signed as MiLB FA, 12/19/22

**CAREER NOTES: 2018-21:** Attended Wichita State University (Kan.), where he played in 138 games and hit 21 home runs across three seasons...was signed as an undrafted free agent by the Los Angeles Angels on July 17, 2021 and reported to Class-A Inland Empire, where he slashed .280/.400/.480 (21-for-75) with 4 home runs in 23 games...**2022:** Was injured to begin the season and released by the Angels on May 19...played for the Joliet Slammers in the Frontier League, hitting .343 (23-for-67) with 4 home runs in 18 games...signed with Kansas City as a Minor League Free Agent on Dec. 19...his younger brother, Cayden, was selected by Kansas City in the 2nd round of the 2022 Draft.

YEAR	TEAM	G	AB	R	H	2B	3B	HR	RBI	HBP	BB	SO	SB	CS	AVG	OBP	SLG	OPS	E
2021	Inland Empire (A)	23	75	9	21	1	1	4	16	1	14	17	1	1	.280	.400	.480	.880	1
2022		Did not play affiliated ball																	
<b>MINOR LEAGUE TOTALS</b>		<b>23</b>	<b>75</b>	<b>9</b>	<b>21</b>	<b>1</b>	<b>1</b>	<b>4</b>	<b>16</b>	<b>1</b>	<b>14</b>	<b>17</b>	<b>1</b>	<b>1</b>	<b>.280</b>	<b>.400</b>	<b>.480</b>	<b>.880</b>	<b>1</b>

### WAY, BECK

**RHP**

R/R | 6-4/192

**BORN** 8/6/99 in Harrisburg, Penn.

**OPENING DAY AGE** 23

**RESIDES** Huntington Beach, Calif.

**ACQUIRED** Trade w/ Yankees, 7/27/22

**CAREER NOTES: 2016:** Graduated from Cumberland Valley High School (Penn.)...**2017-18:** Attended Belmont Abbey College (N.C.), where he made 18 appearances and earned 2 saves with a 3.98 ERA (9 ER in 20.1 IP) in 2018...**2019:** Sat out the season, but did appear in 11 games (1 start) for Cotuit in the Cape Cod League, going 2-2 with a 3.29 ERA (5 ER in 13.2 IP)...**2020:** Was selected by the New York Yankees in the 4th round of the Draft...**2021:** Split time between Low-A Tampa and High-A Hudson Valley, combining to go 4-3 with a 3.98 ERA (28 ER in 63.1 IP), 38 walks and 83 strikeouts in 19 games (18 starts)...**2022:** Made 15 starts for High-A Hudson Valley and went 5-5 with a 3.73 ERA before he was acquired by Kansas City on July 27 with RHP Chandler Champlain and LHP T.J. Sikkema in exchange for OF Andrew Benintendi...reported to High-A Quad Cities, where he finished the season with a 3-3 record, a 3.79 ERA (15 ER in 35.2 IP) and 47 strikeouts.

YEAR	TEAM	W-L	ERA	G	GS	SV	IP	H	R	ER	HR	HB	BB	SO	BB/9	SO/9	AVG	
2020		Did not play (no minor league season)																
2021	Tampa (A)	3-1	2.68	15	14	0	47.0	23	15	14	2	6	29	54	5.6	10.3	.144	
	Hudson Valley (A+)	1-2	7.71	4	4	0	16.1	18	14	14	3	2	9	29	5.0	16.0	.281	
2022	Hudson Valley (A+)	5-5	3.73	15	15	0	72.1	55	32	30	9	4	26	80	3.2	10.0	.212	
	Quad Cities (A+)	3-3	3.79	7	7	0	35.2	24	17	15	1	6	17	47	4.3	11.9	.189	
<b>MINOR LEAGUE TOTALS</b>		<b>12-11</b>	<b>3.83</b>	<b>41</b>	<b>40</b>	<b>0</b>	<b>171.1</b>	<b>120</b>	<b>78</b>	<b>73</b>	<b>15</b>	<b>18</b>	<b>81</b>	<b>210</b>	<b>4.3</b>	<b>11.0</b>	<b>.197</b>	

### WEISS, RYAN

**RHP**

See page 164

### WERESKI, BEN

**LHP**

L/L | 6-2/215

**BORN** 6/22/98 in Orchard Park, N.Y.

**OPENING DAY AGE** 24

**RESIDES** Orchard Park, N.Y.

**ACQUIRED** Signed as MiLB FA, 4/11/22

**CAREER NOTES: 2016:** Graduated from Orchard Park High School (N.Y.), where he was second team all-state, first team All-Western New York and first team all-section as a senior...**2017-20:** Attended Columbia University (N.Y.), where he earned Honorable Mention All-Ivy League honors as a junior in 2019 after going 4-3 with a 4.18 ERA in 51.2 innings...graduated with a psychology degree in 2020...**2021:** After missing his senior season due to the COVID-19 pandemic, transferred to Rutgers University (N.J.), where he led the Big Ten with a 0.99 WHIP and a 1.3 BB/9, spinning 8 quality starts in his 13 games...pitched for the Lincoln Saltdogs in the American Association, going 3-3 with a 4.54 ERA (21 ER in 41.2 IP) with 34 strikeouts in 9 starts...**2022:** Signed as a minor league free agent with Kansas City and spent his first professional season with Class-A Columbia, where he went 4-6 with a 4.42 ERA (28 ER in 57.0 IP) with 62 strikeouts to just 16 walks.

YEAR	TEAM	W-L	ERA	G	GS	SV	IP	H	R	ER	HR	HB	BB	SO	BB/9	SO/9	AVG
2022	Columbia (A)	4-6	4.42	26	0	2	57.0	55	36	28	9	5	16	62	2.5	9.8	.250

## MINOR LEAGUE PLAYER BIOS (CONT.)

### WILLEMAN, ZACH

RHP

R/R | 6-3/215

BORN 3/27/96 in Toledo, Ohio

OPENING DAY AGE 27

RESIDES Napoleon, Ohio

ACQUIRED Trade w/ Dodgers, 10/20/21

SIGNING SCOUT Marty Lamb (LAD)

**CAREER NOTES:** 2014: Graduated from Napoleon High School (Ohio), where he broke the single-season ERA (0.65) and strikeout (121) records as a senior, while also setting the single-game strikeout record with 15...was a three-year letter-winner in basketball, and once in cross country...2015: Attended Kent State University (Ohio), and led the Golden Flashes with 7 saves, posting a 2.81 ERA with 34 strikeouts...2016: Recorded a team-best 14 saves in 23 games, going 1-3 with a 2.70 ERA...earned Academic All-MAC, Second Team All-MAC and MAC Distinguished Scholar Athlete honors...2017: Made 13 starts as a junior...was selected by the Dodgers in the 19th round of the First-Year Player Draft, and was named a MAC Distinguished Scholar Athlete and a 2017 Academic All-MAC honoree...2018: Went 3-0 with a 1.42 ERA in 8 games (1 start) with Class-A Great Lakes and the AZL Dodgers...2019: Appeared in 21 games (6 starts) for Class-A Great Lakes...2021: Went 3-2 with a 3.78 ERA (20 ER in 47.2 IP) in 33 relief appearances with Double-A Tulsa...was traded from the Dodgers to Kansas City on Oct. 20 as a Player to be Named Later for LHP Danny Duffy.

YEAR	TEAM	W-L	ERA	G	GS	SV	IP	H	R	ER	HR	HB	BB	SO	BB/9	SO/9	AVG
2018	AZL Dodgers (R)	1-0	0.84	5	0	0	10.2	2	1	1	0	0	7	14	5.9	11.8	.065
	Great Lakes (A)	2-0	2.16	3	1	0	8.1	10	3	2	0	0	1	10	1.1	10.8	.333
2019	Great Lakes (A)	4-7	5.38	21	6	2	80.1	87	56	48	8	7	48	55	5.4	6.2	.275
2020	Did not play (no minor league season)																
2021	Tulsa (AA)	3-2	3.78	33	0	3	47.2	42	25	20	4	2	23	59	4.3	11.1	.232
2022	NW Arkansas (AA)	0-2	5.16	16	0	1	22.2	21	14	13	4	1	9	25	3.6	9.9	.256
	Omaha (AAA)	3-2	6.27	34	0	0	37.1	36	33	26	6	1	29	38	7.0	9.2	.250
MINOR LEAGUE TOTALS		13-13	4.78	112	7	6	207.0	198	132	110	22	11	117	201	5.1	8.7	.253

### WILLIAMS, CAM (CAMRYN)

IF

S/R | 6-1/205

BORN 2/7/98 in Riverside, Calif.

OPENING DAY AGE 25

RESIDES Odessa, Fla.

ACQUIRED 19th Round, 2021 Draft

SIGNING SCOUT Josh Hallgren

**CAREER NOTES:** 2016: Graduated from Gaither High School (Fla.), where he went to the 7A State Championship and was selected in the 39th round by Seattle, but elected to pursue an education at Dallas Baptist University...2017-18: Appeared in 31 games at Dallas Baptist...2019: Played at San Jacinto College as a sophomore, where he led the team with a .341 batting average...transferred to the University of Texas at the end of the year...2020: Hit .250 with a home run in 12 games before the season was finished early due to the COVID-19 pandemic...2021: Set career highs with 20 doubles, 12 home runs and 51 RBI while batting .295 (61-for-207) with a .990 OPS in 61 games at Texas...was selected by Kansas City in the 19th round of the First-Year Player Draft, and reported to the ACL, where he played in 2022 games, slashing .298/.397/.491 (17-for-57) with 8 extra-base hits, 7 RBI, 4 stolen bases and 10 runs scored...2023: Played for Los Atlánticos in the Panamanian Winter League...is the son of Reggie Williams, who played in parts of four seasons with the Angels (1992, 1998-99) and the Dodgers (1995).

YEAR	TEAM	G	AB	R	H	2B	3B	HR	RBI	HBP	BB	SO	SB	CS	AVG	OBP	SLG	OPS	E
2021	ACL Royals Blue (R)	5	11	1	4	1	0	1	2	0	0	3	0	0	.364	.333	.727	1.060	0
	ACL Royals White (R)	15	46	9	13	5	1	0	5	1	9	16	4	2	.283	.411	.435	.846	2
2022	ACL Royals (R)	8	24	5	5	1	1	1	3	1	8	8	1	1	.208	.424	.458	.882	3
	Quad Cities (A+)	58	186	29	29	6	1	12	26	4	29	105	4	1	.156	.283	.392	.675	11
MINOR LEAGUE TOTALS		86	267	44	51	13	3	14	36	6	46	132	9	4	.191	.322	.419	.741	16

### WILLIS, MARLIN

LHP

L/L | 6-4/195

BORN 6/5/98 in Powder Springs, Ga.

OPENING DAY AGE 24

RESIDES Decatur, Ga.

ACQUIRED 18th Round, 2017 Draft

SIGNING SCOUT Nick Hamilton

**CAREER NOTES:** 2017: Graduated from McEachern High School (Ga.)...named Rawlings Perfect Game Honorable Mention All-American as a senior...attended the Dream Series in Tempe, Ariz., a program designed to benefit minority high school players around the country...committed to Georgia State before signing with Kansas City...2022: Was featured in an article by *The Athletic's* Alec Lewis that highlighted a friendship and between him and veteran pitcher Amir Garrett.

YEAR	TEAM	W-L	ERA	G	GS	SV	IP	H	R	ER	HR	HB	BB	SO	BB/9	SO/9	AVG
2017	Surprise (R)	1-1	3.80	8	3	0	21.1	22	12	9	0	1	5	13	2.1	5.5	.259
2018	Burlington (R)	3-5	8.38	11	3	0	38.2	49	40	36	5	10	34	32	7.9	7.5	.310
2019	Idaho Falls (R)	1-0	0.00	1	0	0	2.0	0	0	0	0	0	0	0	0.0	0.0	.000
	Burlington (R)	2-1	2.83	11	5	0	47.2	35	17	15	4	4	28	49	5.3	9.3	.207
2020	Did not play (no minor league season)																
2021	ACL Royals Gold (R)	0-0	0.00	1	0	0	1.0	1	0	0	0	0	0	2	0.0	18.0	.250
	ACL Royals Blue (R)	0-0	12.27	2	0	0	3.2	8	6	5	0	1	1	3	2.5	7.4	.471
	Columbia (A)	0-1	5.70	23	0	1	36.1	28	27	23	1	6	38	57	9.4	14.1	.209
2022	Columbia (A)	3-1	4.93	27	0	0	42.0	37	28	23	3	8	39	63	8.4	13.5	.234
MINOR LEAGUE TOTALS		10-9	5.19	84	11	1	192.2	180	130	111	13	30	145	219	6.8	10.2	.247

## MINOR LEAGUE PLAYER BIOS (CONT.)

### WILSON, PEYTON

IF

S/R | 5-10/175

BORN 11/1/99 in Hoover, Ala.

OPENING DAY AGE 23

RESIDES Hoover, Ala.

ACQUIRED Comp. Round B, 2021 Draft

SIGNING SCOUT Cody Clark

**CAREER NOTES: 2019:** Graduated from Hoover High School (Ala.), where he was a two-sport athlete as a catcher in baseball and played football his first three years...**2020:** Hit .333 (10-for-30) in 12 games at the University of Alabama before the season finished early due to the COVID-19 pandemic...**2021:** Started in all 58 games as a sophomore and hit .290 (72-for-248) with 23 extra-base hits (9 HR), 10 stolen bases and an .812 OPS...led Alabama as a sophomore in runs (46), stolen bases (10), hits (72) and doubles (13) and 5 of his 9 home runs were leadoff shots...was selected in the Competitive Balance Round (B) of the First-Year Player Draft, and he reported to the Arizona Complex League, where he played in 12 games before being promoted to Class-A Columbia, where he batted .231 (9-for-39) in 11 games...**2022:** Earned MiLB.com Organization All-Star honors at second base after playing in 88 games for High-A Quad Cities and slashing .268/.359/.456 (91-for-340, .815 OPS) with 33 extra-base hits, 44 RBI and 23 stolen bases...his brother, John Parker, played quarterback at Alabama and his other brother, Ross, was a 10th-round pick by the White Sox in 2010.

YEAR	TEAM	G	AB	R	H	2B	3B	HR	RBI	HBP	BB	SO	SB	CS	AVG	OBP	SLG	OPS	E
2021	ACL Royals Blue (R)	1	3	0	0	0	0	0	0	0	1	1	0	0	.000	.250	.000	.250	0
	ACL Royals White (R)	11	32	7	7	3	1	1	7	3	5	10	2	2	.219	.366	.469	.835	3
	Columbia (A)	11	39	6	9	3	1	0	1	2	4	10	5	0	.231	.326	.359	.685	2
2022	Quad Cities (A+)	88	340	60	91	16	3	14	44	8	41	97	23	2	.268	.359	.456	.815	8
<b>MINOR LEAGUE TOTALS</b>		<b>111</b>	<b>414</b>	<b>73</b>	<b>107</b>	<b>22</b>	<b>5</b>	<b>15</b>	<b>52</b>	<b>13</b>	<b>51</b>	<b>118</b>	<b>30</b>	<b>4</b>	<b>.258</b>	<b>.356</b>	<b>.444</b>	<b>.800</b>	<b>13</b>

### WITTGREN, NICK

RHP

See pages 168-169

### WOODS, JORDAN

LHP

L/L | 6-3/180

BORN 11/13/03 in Oakville, Ontario, Canada

OPENING DAY AGE 19

RESIDES Oakville, Ontario, Canada

ACQUIRED Signed as MiLB FA, 7/24/22

SIGNING SCOUT Adam Stern

**CAREER NOTES: 2021:** Played for the 18U Canadian National Team...**2022:** Signed with Kansas City on July 24... had been committed to East Tennessee State University prior to signing.

YEAR	TEAM	W-L	ERA	G	GS	SV	IP	H	R	ER	HR	HB	BB	SO	BB/9	SO/9	AVG
2023																	

2023 will be his first year in professional ball

### ZOBAC, STEVEN

RHP

R/R | 6-2/200

BORN 10/14/00 in San Jose, Calif.

OPENING DAY AGE 22

RESIDES San Jose, Calif.

ACQUIRED 4th Round, 2022 Draft

SIGNING SCOUT Buddy Gouldsmith

**CAREER NOTES: 2019:** Graduated from Valley Christian High School (Calif.), where he earned CCS Player of the Year and WCAL Player of the Year, *Rawlings* All-American honors and was a part of three CCS championship teams...**2020-21:** Attended the University of California, where he was a two-way player and combined for 19 pitching appearances while also playing regularly on offense as an outfielder...played for the 2021 National Baseball Congress World Series Champion Santa Barbara Foresters, who won the title game in Wichita, Kan...**2022:** Went 4-4 with a 4.09 ERA (28 ER in 61.2 IP) and 72 strikeouts (10.5 K/9) in 20 appearances (10 starts) during his junior season at Cal...was selected by Kansas City in the 4th round of the Draft...his twin sister, Kacey, played softball at Cal and led the team with 12 doubles in 2022 while serving as the team's primary catcher.

YEAR	TEAM	W-L	ERA	G	GS	SV	IP	H	R	ER	HR	HB	BB	SO	BB/9	SO/9	AVG
2023																	

2023 will be his first year in professional ball



## MEDIA & MISCELLANEOUS

- 403 Media Relations Staff
- 404 Media Information & Guidelines
- 405 MLB PR Directory
- 406 Broadcast Team History
- 408 Broadcast Team
- 414 Spring Training
- 416 Rule Changes for 2023







## MIKE SWANSON

### SR. ADVISOR, COMMUNICATIONS & BROADCASTING

**Mike Swanson** is in his second year as Senior Advisor of Communications & Broadcasting, after retiring in December 2021 to cap a 43-year career in Major League Baseball, including 15 years from 2007-21 as the Royals Vice President of Communications and Broadcasting.

Known as “Swanee” throughout the industry, he has had the good fortune to work in the front office for a World Series Champion in each league. Prior to his return to Kansas City in 2007, he spent nine years with the Arizona Diamondbacks, where he was the Sr. Director of Public Relations, a stint that included a World Series title in 2001.

In February 2021, Swanson was inducted into the Missouri Sports Hall of Fame, honoring his career in professional sports. He previously earned the prestigious **Robert O. Fishel** Award for Public Relations Excellence. The award, named after the long-time baseball executive, goes to the “Active, non-uniformed representative of Major League Baseball whose ethics, character, dedication, service, professionalism and humanitarianism best represents the standards propounded by Robert O. Fishel.” He has spoken on four occasions at the Major League Baseball Rookie Career Development Program in Leesburg, Va., becoming the first club PR representative to serve on a panel in the 27-year history of the program. Swanee served as the Public Relations liaison for the MLB All-Star squad that played an eight-game series in Japan in November, 2000.

He was also the PR liaison for the 2013 World Baseball Classic champion Dominican Republic squad and acted in the same role during the 2017 tournament. In “retirement,” Swanee is serving as the PR liaison for Team USA in the 2023 World Baseball Classic.

Prior to his start-up role with Arizona, Swanee had a similar experience with the Colorado Rockies, joining their staff in 1992 as the Public Relations Director, a year before they played their first game. He also worked in the PR department with the San Diego Padres for seven seasons.

Though baseball is his passion, Swanee has had the opportunity to work in other sports. His mother, the late **Betty Swanson**, worked for both the Kansas City Athletics and Chiefs over a 36-year span, with the younger Swanson tagging along and working in the equipment rooms of both franchises.

Around his baseball career, Swanee served as a television statistician, starting in 1977 with the late **Keith Jackson** on college football and evolving into stints with Monday Night Football, and the sharing of booth space with some of the top announcers in sports. The University of Kansas alum has worked six Final Fours, six Super Bowls, four NFC Championship Games, five Sugar Bowls, six Cotton Bowls, three Fiesta Bowls, the 2007 BCS Title Game, 23 Maui Invitationals and the Battle 4 Atlantis tournament in 2018.

In 2020, the Kansas City chapter of the Baseball Writers Association honored Swanee with the Good Guy Award, which goes to the Royal who exemplifies a cooperative spirit with the beat writers. The Good Guy Award has since been renamed the Mike Swanson Award.

A 1972 graduate of nearby Raytown High School, Swanson was inducted into the Raytown School District Hall of Fame in 2016. He and his wife, Renee, have a daughter, Rachel, who is a graduate of KU, and reside in Lee’s Summit, Mo.

## ROBERT O. FISHEL AWARD WINNERS

YEAR	PLAYER	TEAM	YEAR	PLAYER	TEAM
1981	Robert O. Fishel	AL	2002	Mike Swanson	Diamondbacks
1982	Robert W. Brown	Orioles	2003	Rick Vaughn	Devil Rays
1983	Larry Shenk	Phillies	2004	Jeff Idelson	Hall of Fame
1984	Arthur “Red” Patterson	Angels	2005	Randy Adamack	Mariners
1985	Jim Ferguson	Reds	2006	Rob Butcher	Reds
1986	Fred Claire	Dodgers	2007	Rich Levin	MLB
1987	Jim Toomey	Cardinals	2008	Scott Reifert	White Sox
1988	Tom Mee	Twins	2009	Patrick Courtney	MLB
1989	Donald Davidson	Astros	2010	Jay Alves	Rockies
1990	Ned Colletti	Cubs	2011	Jim Trdinich	Pirates
1991	Phyllis K. Merhige	AL	2012	Staci Slaughter	Giants
1992	Richard Griffin	Expos	2013	Tim Hevly	Mariners
1993	John Blake	Rangers	2014	Jason Zillo	Yankees
1994	Kate Feeney	NL	2015	Brian Bartow	Cardinals
1995	Howard Starkman	Blue Jays	2016	Bart Swain	Indians
1996	Bill Guilfoile	MLB	2017	Gene Dias	Astros
1997	Dick Bresciani	Red Sox	2018	Josh Rawitch	Diamondbacks
1998	Jay Horowitz	Mets	2019	Tyler Barnes	Brewers
1999	Bob DiBiasio	Indians	2020	Dustin Morse	Twins
2000	Tim Mead	Angels	2021	Mike Teevan	MLB
2001	Rob Matwick	Astros	2022	Kevin Gregg	Phillies



## MEDIA RELATIONS STAFF



### NICK KAPPEL

#### DIRECTOR, MEDIA RELATIONS

**Nick Kappel** is in his eighth season with the Royals and second as the Director of Media Relations. He previously served as the Manager of Communications & Broadcasting from 2020-21 and as the Coordinator of Communications & Broadcasting from 2016-19. In his current role, Kappel assists in baseball communications and oversees the day-to-day media relations efforts, producing daily game notes and press releases. He also serves as the primary editor of team publications, including the media guide and yearbook. During the 2022 American League Championship Series, he produced game notes and assisted Major League Baseball's PR efforts. In 2017, he was a contributing editor/writer for the book, "Kansas City Royals 50 Years: A Golden History," and following the 2016 season, he helped launch the Royal Rundown blog.

Before joining the Royals, Kappel was a Communications Intern with the Tampa Bay Rays in 2015 and with the Miami Marlins in 2014. Prior to that, he served as the Press Box Assistant with the Jupiter Hammerheads of the Florida State League in 2013, and interned with Perfect Game USA from 2012-13. He graduated from the University of Iowa in 2012 with a degree in journalism. Prior to that, he attended Iowa State University and spent a semester at Kirkwood Community College. A native of Waterloo, Iowa, Nick resides in Kansas City, Mo., with his wife, Caitlin and their miniature schnauzer, Wilbur.



### IAN KRAFT

#### ASSISTANT DIRECTOR, MEDIA RELATIONS

**Ian Kraft** is in his third season as a full-time member of the Royals organization, and second as the Assistant Director of Media Relations. He interned with the Royals media relations department in 2018 and rejoined the club as the Coordinator of Media Relations in 2021. In his current role, "Krafty" assists with daily game notes, publications, press releases and other Royals content, and occasionally assists with Spanish translation. Kraft began his career in professional baseball in 2017 as the Publications Intern with the Arizona Diamondbacks, and transitioned into media relations in 2018, when he first joined the Royals. He joined the Minnesota Twins in

2019 as a Communications Intern, before working for the Mariners as a Baseball Information Coordinator in 2020. His older brother, Justin, works for the Oakland Athletics as the Sr. Manager of Ballpark Entertainment.

Kraft graduated from McClintock High School in Tempe, Ariz., in 2012 and from Arizona State University in 2018 with a pair of bachelor's degrees: one in print journalism and one in Spanish linguistics. He played baseball at Lewis and Clark College in Portland, Ore. in 2013, posting a .300 OBP (2-for-9, BB) and a 0.00 ERA on the mound (0.1 career IP). A native of Sedona, Ariz., Kraft and his wife, Rachel, live in Overland Park, Kan. with their basenji, Piper.



### LOGAN JONES

#### MANAGER, MEDIA RELATIONS

**Logan Jones** is in her second season as the Manager of Media Relations, after serving as a Media Relations Trainee with the Royals in 2021. In her current role, Jones is the main point person on media credentialing and assists with daily game notes, press releases and team publications. Before joining the Royals, she was a Public Relations Intern with the Baltimore Orioles in 2020 and a Communications Intern with the Tampa Bay Rays in 2019. Prior to that, she was a Social Media Intern with Perfect Game USA in 2018 and a Media Relations Intern with the Triple-A Louisville Bats in 2017. Jones graduated in 2018 from Florida State University with a bachelor's degree

in marketing. A native of Sarasota, Fla., she now lives in Lenexa, Kan.

## JOE MCGUFF PRESS BOX

**Joe McGuff** joined *The Kansas City Star* in 1948, became sports editor in 1966 and was named editor of the *Star* in 1986, a role he held until he retired in 1992.

After the Kansas City Athletics relocated to Oakland, McGuff played a major role in bringing a new franchise—the Royals—to Kansas City in 1969. He was President of the Baseball Writers' Association of America, was named outstanding sportswriter in Missouri six times and is a member of the Missouri Sports Hall of Fame.

McGuff was named to the writer's wing of the National Baseball Hall of Fame in 1984, receiving the **J.G. Taylor Spink** Award.

McGuff was diagnosed with **Lou Gehrig's** disease in 1999 and passed away in 2006. Later that year, the Royals named the Kauffman Stadium press box in his honor.



## MEDIA INFORMATION & GUIDELINES

**Contact** the Royals Media Relations Department for any information and questions (interviews, photos, statistical or credential requests, news releases, etc.). It is our privilege to be of assistance to our local, national and international media.

**To request daily credentials** please visit the MLB credentialing website, [credentials.mlb.com](http://credentials.mlb.com). Should you have any questions, contact **Logan Jones** ([logan.jones@royals.com](mailto:logan.jones@royals.com)). Credential requests must be made at least two days in advance of the requested date. Credential requests will be answered as time permits. Each person must pick up their own credential, available on the day requested, four hours prior to first pitch, at the right-most ticket window at the **Gate D** (southeast) entrance of Kauffman Stadium.

**Press box access** will be available to media members.

**Media will park** in Lot B by the truck compound in the southeast part of the parking lot. Media must present identification to be ushered into the lot. No parking pass is required to access Lot B, just media identification.

**Media working areas** will include a designated press area (Level 6 press box).

All **television live shots** must take place from outside the ballpark.

There will be a full menu of food available in the main press box from Aramark. There will be a \$14.50 charge for press dining during the meal service.

The **broadcast press box** is located on Level 4 at Kauffman Stadium. Radio and television broadcasts will initiate from this level.

Wireless internet access is available in the main press box free of charge. Please contact a Royals Media Relations member if you are having trouble connecting.



The clubhouse will be open prior to and following games. Times will be listed on the monitors in the press box and on the broadcast level. Specific interview requests can be arranged through the Royals Media Relations Department.

Specific player requests must be made at least 24 hours in advance to the Royals Media Relations Department. These interview requests will be granted based on a player's availability on a given day.

Upon completion of each game, Manager **Matt Quatraro** will be available approximately 10 minutes after the last out is recorded. Once his session is completed, we will provide that game's starting pitcher and then at least one player who impacted the game.

Radio stations and assigned correspondents for out-of-town reports are allowed to give inning or half-inning score updates. Per Major League Baseball regulations, at no time can these correspondents file reports once play has resumed. Any violation of these policies will result in immediate revocation of credentials.

MLB dress guidelines were created prior to the 2012 season. The media is expected to comply with these policies.

### KANSAS CITY BBWAA MEMBERS

#### ACTIVE MEMBERS (13)

NAME	AFFILIATION	SINCE
Joe Posnanski	At-Large	1994
Jeff Passan	ESPN	2004
Jeff Rosen	Kansas City Star	2011
Dave Skretta	Associated Press	2011
Pete Grathoff	Kansas City Star	2013
Vahe Gregorian	Kansas City Star	2014
Blair Kerkhoff	Kansas City Star	2014
Jeff Zimmerman	FanGraphs	2016
Craig Brown	Baseball Prospectus	2019
Dan Hirsch	Sports Reference	2021
Anne Rogers	MLB.com	2021
Sam McDowell	Kansas City Star	2021
Scott Chasen	Kansas City Star	2022

#### HONORARY LIFETIME MEMBERS (10)

NAME	AFFILIATION
Bill Althaus	Independence Examiner
Sid Bordman	Kansas City Star
Alan Eskew	Topeka Capital-Journal
Mike Fannin	Kansas City Star
Jeffrey Flanagan	MLB.com
Alan Hoskins	Kansas City Kansas
Holly Lawton	Kansas City Star
Dick Kaegel	Kansas City Star
Rick Plumlee	Wichita Eagle
Doug Tucker	Associated Press

# MAJOR LEAGUE BASEBALL MEDIA INFO DIRECTORY

## MAJOR LEAGUE BASEBALL PR

Pat Courtney	pat.courtney@mlb.com
Matt Bourne	matt.bourne@mlb.com
Steven Arocho	steven.arocho@mlb.com
John Blundell	john.blundell@mlb.com
Michael Teevan	michael.teevan@mlb.com
Ileana Peña Donovan	ileana.pena@mlb.com
Donald Muller	donald.muller@mlb.com
Jeff Lantz	jeff.lantz@mlb.com
Yolayna Alvarez	yolayna.alvarez@mlb.com
Paul Koehler	paul.koehler@mlb.com

## AMERICAN LEAGUE MEDIA RELATIONS

### Baltimore Orioles

Jackie Harig	jharig@orioles.com
Nate Rowan	nrowan@orioles.com

### Boston Red Sox

Abby Murphy	amurphy@redsox.com
Justin Long	jlong@redsox.com

### Chicago White Sox

Bob Beghtol	bbeghtol@chisox.com
Ray Garcia	rgarcia@chisox.com

### Cleveland Guardians

Bart Swain	bswain@cleguardians.com
Court Berry-Tripp	cbt@cleguardians.com

### Detroit Tigers

Chad Crunk	chad.crunk@tigers.com
Ben Fidelman	ben.fidelman@tigers.com

### Houston Astros

Gene Dias	gdias@astros.com
Steve Grande	sgrande@astros.com

### Kansas City Royals

Sam Mellinger	sam.mellinger@royals.com
Nick Kappel	nick.kappel@royals.com
Ian Kraft	ian.kraft@royals.com
Logan Jones	logan.jones@royals.com

### Los Angeles Angels

Adam Chodzko	adam.chodzko@angels.com
Matt Birch	matt.birch@angels.com

### Minnesota Twins

Dustin Morse	dustinmorse@twinsbaseball.com
Mitch Hestad	mitchhestad@twinsbaseball.com

### New York Yankees

Jason Zillo	jzillo@yankees.com
Michael Margolis	mmargolis@yankees.com

### Oakland Athletics

Mark Ling	mling@athletics.com
Mike Selleck	mselleck@athletics.com

### Seattle Mariners

Tim Hevly	thevly@mariners.com
Adam Gresch	agresch@mariners.com

### Tampa Bay Rays

Jason Wallace	jwallace@raysbaseball.com
Elvis Martinez	emartinez@raysbaseball.com

### Texas Rangers

John Blake	jblake@texasrangers.com
Rich Rice	rrrice@texasrangers.com

### Toronto Blue Jays

Adam Felton	adam.felton@bluejays.com
Rodney Hiemstra	rodney.hiemstra@bluejays.com

## NATIONAL LEAGUE MEDIA RELATIONS

### Arizona Diamondbacks

Casey Wilcox	cwilcox@dbacks.com
Shane Philipps	sphilipps@dbacks.com

### Atlanta Braves

Jonathan Kerber	jonathan.kerber@braves.com
Jared Burleyson	jared.burleyson@braves.com

### Chicago Cubs

Jason Carr	jcarr@cubs.com
Joanna Schimmel	jschimmel@cubs.com

### Cincinnati Reds

Rob Butcher	rbutcher@reds.com
Larry Herms	lherms@reds.com

### Colorado Rockies

Cory Little	cory.little@rockies.com
Shelby Cravens	shelby.cravens@rockies.com

### Los Angeles Dodgers

Joe Jareck	joej@ladodgers.com
Juan Dorado	juand@ladodgers.com

### Miami Marlins

Jason Latimer	jlatimer@marlins.com
Jon Erik Alvarez	j Alvarez@marlins.com

### Milwaukee Brewers

Mike Vassallo	mike.vassallo@brewers.com
Andrew Gruman	andrew.gruman@brewers.com

### New York Mets

Harold Kaufman	hkaufman@nymets.com
Ethan Wilson	ewils@nymets.com

### Philadelphia Phillies

Kevin Gregg	kgregg@phillies.com
Chris Ware	cware@phillies.com

### Pittsburgh Pirates

Patrick Kurish	patrick.kurish@pirates.com
Dan Hart	dan.hart@pirates.com

### St. Louis Cardinals

Brian Bartow	bbartow@cardinals.com
Michael Whitty	mwhitty@cardinals.com

### San Diego Padres

Craig Hughner	chughner@padres.com
Darren Feeney	dfeeney@padres.com

### San Francisco Giants

Matt Chisholm	mchisholm@sfgiants.com
Megan Brown	mbrown@sfgiants.com

### Washington Nationals

Kyle Brostowitz	kyle.brostowitz@nationals.com
Daniel Kurish	daniel.kurish@nationals.com

## BROADCAST TEAM HISTORY



**Denny Matthews** and the late **Buddy Blattner** formed the Royals first radio broadcast team in 1969.

YEAR	RADIO	TV
1969	Buddy Blattner Denny Matthews	Buddy Blattner Denny Matthews
1970	Buddy Blattner Denny Matthews	Buddy Blattner Denny Matthews
1971	Buddy Blattner Denny Matthews	Buddy Blattner Denny Matthews
1972	Buddy Blattner Denny Matthews	Buddy Blattner Denny Matthews
1973	Buddy Blattner Denny Matthews	Buddy Blattner Denny Matthews
1974	Buddy Blattner Denny Matthews Fred White	Buddy Blattner Denny Matthews Fred White
1975	Buddy Blattner Denny Matthews Fred White	Buddy Blattner Denny Matthews Fred White Gene Osborn
1976	Denny Matthews Fred White	Denny Matthews Fred White Dick Carlson
1977	Denny Matthews Fred White	Denny Matthews Fred White
1978	Denny Matthews Fred White	Denny Matthews Fred White Steve Shannon
1979	Denny Matthews Fred White	Steve Shannon Dave Nelson
1980	Denny Matthews Fred White	Al Wisk Denny Trease
1981	Denny Matthews Fred White	Al Wisk Denny Trease
1982	Denny Matthews Fred White	Al Wisk Denny Trease
1983	Denny Matthews Fred White	Denny Matthews Fred White Denny Trease
1984	Denny Matthews Fred White	Denny Matthews Fred White Denny Trease
1985	Denny Matthews Fred White	Denny Matthews Fred White Denny Trease
1986	Denny Matthews Fred White	Denny Matthews Fred White Denny Trease
1987	Denny Matthews Fred White	Denny Matthews Fred White Denny Trease
1988	Denny Matthews Fred White	Denny Trease Paul Splittorff
1989	Denny Matthews Fred White	Denny Trease Paul Splittorff
1990	Denny Matthews Fred White	Denny Trease Paul Splittorff
1991	Denny Matthews Fred White	Denny Trease Paul Splittorff
1992	Denny Matthews Fred White	Denny Trease Paul Splittorff

YEAR	RADIO	TV
1993	Denny Matthews Fred White	Dave Armstrong Paul Splittorff
1994	Denny Matthews Fred White	Dave Armstrong Paul Splittorff
1995	Denny Matthews Fred White	Dave Armstrong Paul Splittorff
1996	Denny Matthews Fred White John Wathan Paul Splittorff	Steve Busby Paul Splittorff
1997	Denny Matthews Fred White John Wathan Paul Splittorff	Bob Davis Paul Splittorff
1998	Denny Matthews Fred White	Bob Davis Paul Splittorff
1999	Denny Matthews Ryan Lefebvre	Bob Davis Paul Splittorff
2000	Denny Matthews Ryan Lefebvre	Bob Davis Paul Splittorff
2001	Denny Matthews Ryan Lefebvre	Bob Davis Paul Splittorff
2002	Denny Matthews Ryan Lefebvre	Bob Davis Paul Splittorff
2003	Denny Matthews Ryan Lefebvre	Bob Davis Paul Splittorff
2004	Denny Matthews Ryan Lefebvre	Bob Davis Paul Splittorff
2005	Denny Matthews Ryan Lefebvre	Bob Davis Paul Splittorff
2006	Denny Matthews Ryan Lefebvre	Bob Davis Paul Splittorff
2007	Denny Matthews Ryan Lefebvre	Bob Davis Paul Splittorff
2008	Denny Matthews Bob Davis Steve Stewart	Ryan Lefebvre Paul Splittorff Frank White Joel Goldberg
2009	Denny Matthews Bob Davis Steve Stewart	Ryan Lefebvre Paul Splittorff Frank White Joel Goldberg



**Denny Matthews** has called Royals games since the club's inception in 1969. Now in his 55th season behind the mic, his tenure with one team is the 3rd longest in Major League history. Matthews was elected to the Royals Hall of Fame in 2004 and was honored with the 2007 Ford C. Frick Award during the Hall of Fame Induction Ceremonies in Cooperstown in 2007.

## BROADCAST TEAM HISTORY (CONT.)

YEAR	RADIO	TV
2010	Denny Matthews	Ryan Lefebvre
	Bob Davis	Paul Splittorff
	Steve Stewart	Frank White Joel Goldberg
2011	Denny Matthews	Ryan Lefebvre
	Bob Davis	Paul Splittorff
	Steve Stewart	Frank White
		Joel Goldberg
		Jeff Montgomery
2012	Denny Matthews	Ryan Lefebvre
	Bob Davis	Steve Physioc
	Steve Physioc	Rex Hudler
	Steve Stewart	Joel Goldberg
		Jeff Montgomery
2013	Denny Matthews	Ryan Lefebvre
	Steve Physioc	Steve Physioc
	Steve Stewart	Rex Hudler
		Joel Goldberg
		Jeff Montgomery
2014	Denny Matthews	Ryan Lefebvre
	Ryan Lefebvre	Steve Physioc
	Steve Physioc	Rex Hudler
	Steve Stewart	Joel Goldberg
		Jeff Montgomery
2015	Denny Matthews	Ryan Lefebvre
	Ryan Lefebvre	Steve Physioc
	Steve Physioc	Rex Hudler
	Steve Stewart	Joel Goldberg
		Jeff Montgomery
2016	Denny Matthews	Ryan Lefebvre
	Ryan Lefebvre	Steve Physioc
	Steve Physioc	Rex Hudler
	Steve Stewart	Joel Goldberg
		Jeff Montgomery
2017	Denny Matthews	Ryan Lefebvre
	Ryan Lefebvre	Steve Physioc
	Steve Physioc	Rex Hudler
	Steve Stewart	Joel Goldberg
		Jeff Montgomery
2018	Denny Matthews	Ryan Lefebvre
	Ryan Lefebvre	Steve Physioc
	Steve Physioc	Rex Hudler
	Steve Stewart	Joel Goldberg
		Jeff Montgomery



**Steve Physioc, Rex Hudler, Jeff Montgomery, Joel Goldberg and Ryan Lefebvre** (pictured left to right) called Royals games on television from 2012-22. This group remains intact for 2023 with the exception of Physioc, who retired in November to cap a broadcast career that spanned more than 40 years.

YEAR	RADIO	TV
2019	Denny Matthews	Ryan Lefebvre
	Ryan Lefebvre	Steve Physioc
	Steve Physioc	Rex Hudler
	Steve Stewart	Joel Goldberg
		Jeff Montgomery
2020	Denny Matthews	Ryan Lefebvre
	Ryan Lefebvre	Steve Physioc
	Steve Physioc	Rex Hudler
	Steve Stewart	Joel Goldberg
		Jeff Montgomery
2021	Denny Matthews	Ryan Lefebvre
	Ryan Lefebvre	Steve Physioc
	Steve Physioc	Rex Hudler
	Steve Stewart	Joel Goldberg
		Jeff Montgomery
2022	Denny Matthews	Ryan Lefebvre
	Ryan Lefebvre	Steve Physioc
	Steve Physioc	Rex Hudler
	Steve Stewart	Joel Goldberg
		Jeff Montgomery

## BROADCAST TEAM



### DENNY MATTHEWS

#### ANNOUNCER

**Denny Matthews** is in his 55th season behind the microphone, calling Royals games since the club's inception in 1969. He's one of four announcers in Major League history to broadcast for the same team for 50-plus seasons, along with **Vin Scully** (Brooklyn/Los Angeles Dodgers, 67 seasons), **Jaime Jarrin** (Los Angeles Dodgers, 62 seasons) and **Bob Uecker** (Milwaukee Brewers, entering his 53rd season). This is Matthews' seventh decade of broadcasting the Royals, with only Jarrin's eight decades (1959-2022), being a longer run with one team.

The 2007 **Ford C. Frick** Award winner was honored during the Hall of Fame Induction Ceremonies in Cooperstown on July 29, 2007. He also became a member of the Royals Hall of Fame in 2004.

Matthews has seen more Royals games than anyone else during his time with Kansas City. He was chosen from more than 300 applicants for the No. 2 announcer position alongside the late **Buddy Blattner** prior to the Royals initial season in 1969, before taking over the No. 1 job following the 1975 season. He teamed with **Fred White** on the Royals Radio Network from 1974-98 before **Ryan Lefebvre** joined him in the booth in 1999 through 2007. Over the last 12 seasons, **Steve Physioc** and **Steve Stewart** have served as Denny's partners, along with **Bob Davis** (2008-12), and this year, he'll welcome **Jake Eisenberg** to the booth.

The veteran broadcaster has lent his play-by-play skills to the CBS Radio Network during portions of the regular season and during the 1982 and 1985 World Series. He worked with Hall of Famer **Ernie Harwell**, calling the CBS broadcast of the 1982 ALCS between the California Angels and Milwaukee Brewers.

Matthews is active in the Kansas City community and dedicates his time and resources to several area charities, including the SAFE program, a charity that supports families of fallen police officers, firefighters and emergency workers, as well as Operation Lifesaver, a railroad crossing safety and awareness program. He is also the author of the two books: the 2004, "Tales from the Royals Dugout," and the 2009 "Hi, Anybody," and co-author of the 1999 book "Play by Play-25 Years of Royals on Radio." He's also a 2005 inductee into the Missouri Sports Hall of Fame. In 2017, he lent his writing talents to the book, "Kansas City Royals 50 Years: A Golden History."

Matthews graduated from Central Catholic High School in Bloomington, Ill., and was inducted into the school's Hall of Fame in August 2001. He is a 1966 graduate of Illinois Wesleyan where he lettered in football and baseball for three years and finished eighth in the nation (NAIA) in pass receiving in 1965, despite not playing football in high school. In 2016, he received a "Distinguished Alumnus" honor from IWU.

Prior to joining the Royals, Matthews worked for WMBD-TV and radio and KMOX-TV. His brother, Mike, is the radio analyst for Illinois State University basketball. Matthews, an avid collector of sports publications, enjoys playing golf and hockey. He resides in Leawood, Kan.

#### FORD C. FRICK AWARD WINNERS

YEAR	BROADCASTER	YEAR	BROADCASTER
1978	Mel Allen	2001	Felo Ramirez
1979	Red Barber	2002	Harry Kalas
1980	Bob Elson	2003	Bob Uecker
1981	Russ Hodges	2004	Lon Simmons
1982	Ernie Harwell	2005	Jerry Coleman
1983	Jack Brickhouse	2006	Gene Elston
1984	Curt Gowdy	<b>2007</b>	<b>Denny Matthews</b>
1985	Buck Canel	2008	Dave Niehaus
1986	Bob Prince	2009	Tony Kubek
1987	Jack Buck	2010	Jon Miller
1988	Lindsey Nelson	2011	Dave Van Horne
1989	Harry Caray	2012	Tim McCarver
1990	By Saam	2013	Tom Cheek
1991	Joe Garagiola	2014	Eric Nadel
1992	Milo Hamilton	2015	Dick Enberg
1993	Chuck Thompson	2016	Graham McNamee
1994	Bob Murphy	2017	Bill King
1995	Bob Wolff	2018	Bob Costas
1996	Herb Carneal	2019	Al Helfer
1997	Jimmy Dudley	2020	Ken Harrelson
1998	Jaime Jarrin	2021	Al Michaels
1999	Arch McDonald	2022	Jack Graney
2000	Marty Brennaman		





## BROADCAST TEAM (CONT.)



### STEVE STEWART

#### ANNOUNCER

Royals Radio play-by-play broadcaster **Steve Stewart** is in his 16th season with the Royals, his 24th in the Major Leagues and his 32nd in baseball. Prior to coming to Kansas City, Stewart spent four years with the Cincinnati Reds, three of them on WLW radio and one on television with Fox Sports Ohio.

From 2000-2003 he worked in Baltimore for WBAL radio and television as a sports anchor/reporter and talk show host. One of his roles in Baltimore each year included filling in on Orioles radio, handling play-by-play duties. During the 2002 season he also broadcast several St. Louis Cardinals games on KMOX.

Stewart broadcast Triple-A baseball for the Calgary Cannons and the Richmond Braves, as well as college baseball at the University of South Carolina, where he was also part of the football and basketball broadcasts. His college play-by-play experience includes football at Maryland and Cincinnati as well as basketball broadcasts at Maryland, Cincinnati, Xavier, South Carolina and Richmond. He also spent seven years in local TV news and sports.

Stewart is a native of St. Louis and a graduate of Southern Methodist University. He lives in Overland Park, Kan. His son John is a graduate of the University of Kansas and last year received his master's in accounting at UMKC. He now works in accounting for Mariner Wealth Advisors.



### JAKE EISENBERG

#### ANNOUNCER

**Jake Eisenberg** enters his first season as a member of the Royals broadcast team. He will primarily be heard on the Royals Radio Network with **Denny Matthews** and **Steve Stewart** and will also deliver play-by-play on Bally Sports Kansas City for select games when **Ryan Lefebvre** is on radio.

Eisenberg, 28, was previously the play-by-play broadcaster with Kansas City's Triple-A affiliate, the Omaha Storm Chasers, from 2020-22. He also called two Royals games during the 2022 season, including May 3 vs. St. Louis, which featured **Bobby Witt Jr.'s** first career home run and **MJ Melendez's** Major League debut. Eisenberg made his Major League debut in 2022, ultimately working 41 games as a fill-in radio broadcaster for New York Mets baseball on WCBS880.

The 2022 season marked his fifth season broadcasting Minor League Baseball (not including the 2020 season), including stops at Double-A Richmond (Giants) in 2019, High-A Winston-Salem (White Sox) in 2018 and Short-Season Brooklyn (Mets) in 2017. He was also part of the radio broadcast team for the Eastern League All-Star Game in 2019.

In addition to his work on the air in Major and Minor League Baseball, Eisenberg has done play-by-play for the Big East Digital Network and Creighton Athletics and has called various events on ESPN+ and ACC Network Extra. He also worked as a college football and basketball studio host at Learfield IMG College in Winston-Salem, N.C.

A Port Washington, N.Y. native, Eisenberg began his broadcasting career at the University of Maryland, where he called a variety of Maryland events for the Big Ten Network+ and WMUC Sports (the student radio station) before graduating in May of 2017. In 2015, he helped create the Maryland Baseball Network, a multi-platform home for Maryland Baseball that features radio broadcasts of each game. His broadcast experience also includes one season as a broadcaster for the Chatham Anglers of the Cape Cod League in 2016.

Jake and his fiancée, Jen, live in Kansas City, Mo.



### ERIC GUTHRIE

#### RADIO PRODUCER/ENGINEER

**Eric Guthrie** is in his fourth year as the Producer/Engineer for the Royals Radio Network, joining the team in 2020. In his role, Guthrie produces all regular season and Spring Training radio broadcasts, which includes setup and maintenance of broadcast equipment, establishing network uplink, ensuring broadcast quality, and managing asset fulfillment. He previously served as a Production Coordinator with Learfield in Jefferson City, Mo. He has held a multitude of radio broadcasting positions from production to engineer as well as various on-air and voice-over roles for the past 18 years. Guthrie received his Bachelor of Arts degree in business administration from Columbia College in Columbia, Mo., while minoring in computer information systems. A native of St. Louis, Guthrie and his wife, Sarah, reside in Grain Valley, with their dog, Blue.



## BROADCAST TEAM (CONT.)



### RYAN LEFEBVRE

#### ANNOUNCER

**Ryan Lefebvre** is in his 25th season as a Royals broadcaster on Bally Sports Kansas City and the Royals Radio Network and his 29th season on a Major League broadcast. Lefebvre won his second Mid-America Emmy Award in 2018, after also earning the honor in 2016.

Before joining the Royals prior to the 1999 season, Lefebvre spent four seasons as a broadcaster for the Minnesota Twins on WCCO Radio, WCCO TV and Midwest Sports Channel. He was hired full-time at the age of 24, one year after graduating from the University of Minnesota. He also broadcast Gophers football, hockey and volleyball for WCCO and MSC.

The Los Angeles native graduated from Loyola High School in 1989 and began his broadcasting career as a freshman at the University of Minnesota at KUOM radio. As a Gopher baseball player, Lefebvre was a First Team All-Big Ten selection in 1993 and established school records for hits, triples and at-bats. He was selected in the 27th round of the 1993 First-Year Player Draft by Cleveland.

He is the son of former big league player and Manager, **Jim Lefebvre**. Actively involved in a number of Kansas City community activities, Lefebvre is the founder of Gloves for Kids, which has raised money for youth programs in Kansas and Missouri since 2001. In 2011, Lefebvre was the recipient of the **John J. "Buck" O'Neil** MVP Award for his commitment to youth in Kansas City. He was also named the 2006 Boys & Girls Clubs of Greater Kansas City Role Model of the Year, while in 2008 the Staples store in Zona Rosa (Kansas City) was dedicated in his honor for his "Philanthropic Spirit."

In 2015, Lefebvre was also named the recipient of the Olathe NAACP Diversity in Sports Award. He was also named one of the "25 Most Influential People" in the state of Kansas in 2014. In 2008, Lefebvre co-authored a book with **Jeffrey Flanagan** about his struggles with depression, titled: "The Shame of Me: One Man's Journey to Depression and Back".

Ryan and his wife, Sarah reside in Greenwood, Mo., with their sons, Micah, Evan and Lucas, and daughter, Callie. Sarah, a Registered Nurse, has traveled with various organizations to Mexico, Thailand, India, Kenya, Haiti, and Guatemala to provide aid and medical services.



### REX HUDLER

#### ANNOUNCER

**Rex Hudler** is in his 12th season with the Royals broadcast team as an analyst on Bally Sports Kansas City. Hudler worked in the same capacity alongside former Royals announcer, **Steve Physioc**, broadcasting the Los Angeles Angels for 11 seasons from 1999-2009.

A veteran with more than 40 years of baseball experience, including 21 as a player with the New York Yankees, Baltimore Orioles, Montreal Expos, St. Louis Cardinals, California Angels, Philadelphia Phillies and the Tokyo Yakult Swallows, Hudler quickly became a fan favorite at all of his stops. Over 1,083 career big league games, Hudler, nicknamed "Wonder Dog," was a .261 career hitter with 56 home runs and 169 RBI.

Born in Tempe, Ariz., and a 1978 graduate of Bullard High School in Fresno, Calif., Hudler was a 1999 inductee into the Fresno Sports Hall of Fame. He excelled in all sports in high school, receiving 25 football scholarship offers before signing a letter of intent to play at Notre Dame. He chose baseball after being selected as the 18th overall pick by the Yankees in 1978.

Hudler is an award-winning broadcaster who began his announcing career as a special consultant for "Good Morning America" during the 1997 playoffs and 1998 Super Bowl. He is a four-time winner (2003, 2005, 2007, 2009) of the Television Color Analyst of the Year by the Southern California Sports Broadcasters. Hudler won an Emmy in 2004 for "Angels in the Infield" and has loaned his voice to several baseball video games.

He is an active motivational speaker and he and his wife, Jennifer, founded "Team Up for Down Syndrome." The Hudlers have been awarded several honors for their community service. Rex and Jennifer have four children: Alyssa, Cade, William and David.



## BROADCAST TEAM (CONT.)



### JOEL GOLDBERG

#### ANNOUNCER

**Joel Goldberg** is in his 16th season as part of the Royals broadcast team, serving as the host of the “Royals Live” pregame and postgame shows. Goldberg also provides reports from various locations in the stadium throughout Bally Sports Kansas City’s game coverage.

He also hosts a podcast, “Rounding the Bases” and does various corporate speaking engagements throughout the country on team building and culture.

Following the 2020 season, Goldberg authored a book “Small Ball Big Results,” about the small things that add up to the big wins in baseball, business and life.

In 2018, Goldberg traveled with a group of Royals alumni to the Middle East to visit American troops serving overseas, hosting Fox Sports Kansas City’s “This One’s For You” broadcast.

Goldberg came to Kansas City and FSKC’s Royals broadcast team after three years covering the St. Louis Cardinals, Blues, Rams and other sports for FOX Sports Midwest in St. Louis. He started at FSN Midwest in January 2005 after more than six years as a reporter and anchor at KTVI, the FOX broadcasting affiliate in St. Louis.

Goldberg won a Mid-America Emmy for sports reporting in 2001. He also worked as a reporter for the NBC affiliates in Rhinelander, Wisc. and Madison, Wisc., from 1994-98.

Goldberg, who was born in Philadelphia before moving to the Chicago area prior to high school, is a graduate of the University of Wisconsin. His wife, Susan, is a native of Overland Park, Kan. The couple has a son, Mason, and a daughter, Elliana.



### JEFF MONTGOMERY

#### ANNOUNCER

Royals Hall of Fame pitcher **Jeff Montgomery** is in his 14th season contributing to Royals broadcasts on Bally Sports Kansas City, serving as a co-host on “Royals Live” pregame and postgame shows. Monty also offers analysis in the broadcast booth during select games on Bally Sports.

He spent 12 of his 13 big league seasons with the Royals and is the club’s all-time saves leader with 304. The three-time All-Star (1992, 1993, 1996) was the Roloids American League Reliever of the Year in 1993, finishing tied for the league lead with 45 saves, matching a club record at that time. He also holds the club record for career appearances (686) and ranked 9th on Major League Baseball’s all-time saves list at the time of his retirement.

Montgomery has served as the Vice President of Union Broadcasting, Inc. in Kansas City since 1999, and also contributes to MLB Network shows and broadcasts.

He and his wife, Tina, have two daughters, Ashleigh and Kathryn, and two sons, Connor and Spencer.



**Joel Goldberg** and **Jeff Montgomery** have been partners on Royals pregame and postgame shows since 2010.



**Jeff Montgomery**, the franchise’s all-time saves leader, was inducted into the Royals Hall of Fame in 2003.

### KAUFFMAN STADIUM PREGAME SCHEDULE

	ROYALS BP	VISITOR BP	GROUNDS CREW
<b>7:10 GAME</b>	4:25-5:25 p.m.	5:30-6:25 p.m.	6:30-6:55 p.m.
<b>6:40 GAME</b>	3:55-4:55 p.m.	5:00-5:55 p.m.	6:00-6:25 p.m.
<b>6:10 GAME</b>	3:25-4:25 p.m.	4:30-5:25 p.m.	5:30-5:55 p.m.
<b>3:10 GAME</b>	12:25-1:25 p.m.	1:30-2:25 p.m.	2:30-2:55 p.m.
<b>1:10 GAME</b>	10:25-11:25 a.m.	11:30 a.m.-12:25 p.m.	12:30-12:55 p.m.



Bally Sports Kansas City, formerly FOX Sports Kansas City, is entering its 16th season as the exclusive television home of Kansas City Royals baseball. Bally Sports Kansas City will provide fans expansive coverage of the Royals, televising 153 regular-season games along with 10 Spring Training games in 2023.

**Ryan Lefebvre** and **Jake Eisenberg** will provide the play-by-play call on the telecasts, with former big leaguer **Rex Hudler** as analyst. Every game on Bally Sports Kansas City will be surrounded by a pregame and postgame show, *Royals Live*, hosted by **Joel Goldberg** with analysis from Royals Hall of Fame pitcher **Jeff Montgomery**. Bally Sports Kansas City will also provide extensive coverage of the Royals on BallySports.com, the Bally Sports app and its social media pages. Games will also be streamed live on the Bally Sports app and BallySports.com. Viewers who receive Bally Sports Kansas City can stream by signing in with their pay-TV login and password, or with a subscription to the new Bally Sports+ streaming service.

The Royals local-market TV ratings ranked No. 7 in MLB in 2022, according to Nielsen Media Research. The Royals on Bally Sports Kansas City have finished in baseball's top 10 for local market ratings in 10 consecutive seasons.

In addition to being the home of Royals baseball, Bally Sports Kansas City also airs St. Louis Blues hockey, Oklahoma City Thunder basketball and Missouri Valley Conference basketball. The network carries more than 300 live events of local interest each year.

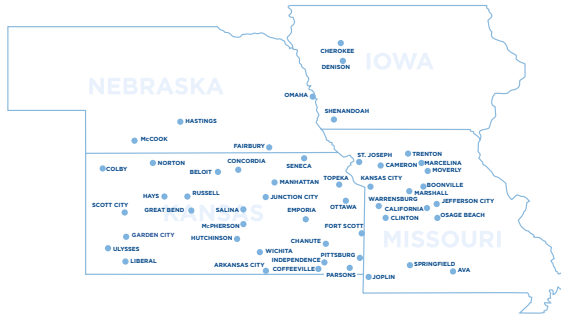
**ROYALS ON BALLY SPORTS**

NAME	ROLE
Ryan Lefebvre	Announcer
Jake Eisenberg	Announcer
Rex Hudler	Announcer
Joel Goldberg	Royals Live Host
Jeff Montgomery	Royals Live Analyst
Jack Donovan	GM/Sr. Vice President
Larry Mago	Executive Producer
Gavin Bodell	Coordinating Producer
Suzanne Held	Sr. Production Manager
Kevin Cedergren	Producer
John Harvey	Pre/Postgame Producer
Steve Kurtenbach	Director
Sam Abramson	Assoc. Producer
Al Broughton	Assoc. Producer
Dave Holtzman	Assoc. Producer

**ROYALS RADIO NETWORK**

The Royals Radio Network, one of the largest in Major League Baseball, will broadcast all of the Kansas City Royals regular-season games in 2023. The network will also broadcast a 30-game Spring Training schedule. All regular season games will be heard on the Royals Kansas City affiliate, 610 Sports Radio-KCSP. The Royals and 610 Sports Radio extended their agreement in 2020, with the deal running through 2024.

The Royals Radio Network is made up of 51 affiliate stations throughout the Midwest in four states. Royals Hall of Famer and 2007 **Ford C. Frick** Award winner, **Denny Matthews**, will be behind the microphone for his 55th season. Veteran announcer **Steve Stewart** is back for his 16th season with the club, and **Jake Eisenberg** is joining the Royals Radio Network in 2023. **Ryan Lefebvre** will also broadcast games on the Royals Radio Network when he is not on Bally Sports Kansas City.



- |                                |                                    |                                 |
|--------------------------------|------------------------------------|---------------------------------|
| AVA, MISSOURI • KKOZ-FM        | GREAT BEND, KANSAS • KVGB-AM       | OMAHA, NEBRASKA • KOZN-AM       |
| ARKANSAS CITY, KS • KSKO-FM    | HASTINGS, NEBRASKA • KXPN-AM       | OSAGE BEACH, MISSOURI • KRMS-AM |
| BELOIT, KANSAS • KVISV-AM      | HAYS, KANSAS • KAYS-AM             | OTTAWA, KANSAS • KOFO-AM        |
| BOONVILLE, MISSOURI • KWRT-AM  | HUTCHINSON, KANSAS • KWBE-AM       | PARSONS, KS • KLKC-FM           |
| CALIFORNIA, MISSOURI • KRLL-AM | INDEPENDENCE, KANSAS • KIND-AM     | PITTSBURG, KANSAS • KKOW-AM     |
| CAMERON, MISSOURI • KKWK-FM    | JEFFERSON CITY, MISSOURI • KJMO-FM | RUSSELL, KANSAS • KRSL-AM       |
| CHANUTE, KANSAS • KKOY-FM      | JOPLIN, MISSOURI • KHST-FM         | SALINA, KANSAS • KSAL-AM        |
| CHEROKEE, IOWA • KCHE-AM       | JUNCTION CITY, KANSAS • KJCK-AM    | SCOTT CITY, KANSAS • KYUL-AM    |
| CLINTON, MISSOURI • KDKD-AM    | KANSAS CITY, MISSOURI • KCSP-AM    | SENECA, KANSAS • KMZA-FM        |
| COFFEYVILLE, KANSAS • KGGF-AM  | LIBERAL, KANSAS • KSCB-AM          | SHENANDOAH, IOWA • KMA-AM       |
| COLBY, KANSAS • KXXX-AM        | MANHATTAN, KANSAS • KMAN-AM        | SPRINGFIELD, MISSOURI • KADI-AM |
| CONCORDIA, KANSAS • KNCK-AM    | MARCELINE, MISSOURI • KDWD-FM      | ST. JOSEPH, MISSOURI • KFEQ-AM  |
| DENISON, IOWA • KDSN-AM        | MARSHALL, MISSOURI • KMMO-FM       | TOPEKA, KANSAS • WIBW-AM        |
| EMPORIA, KANSAS • KVQE-AM      | MCCOOK, NEBRASKA • KBRL-AM         | TRENTON, MISSOURI • KTTN-FM     |
| FAIRBURY, NEBRASKA • KGMT-AM   | MCPHERSON, KANSAS • KMCP-FM        | ULYSSES, KANSAS • KULY-AM       |
| FORT SCOTT, KANSAS • KOMB-FM   | MOBERLY, MISSOURI • KWIX-FM        | WARRENSBURG, MISSOURI • KOKO-AM |
| GARDEN CITY, KANSAS • KGGS-AM  | NORTON, KANSAS • KGNK-FM           | WICHITA, KANSAS • KPFI-FM       |

# NATIONAL BASEBALL HALL OF FAME



## CONTACT

**Address** 25 Main St. Cooperstown, N.Y. 13326  
**Phone** (607) 547-7200  
**Public Relations** (607) 547-0215  
**E-mail** info@baseballhall.org  
**Website** www.baseballhall.org  
**Hours** 9:00 a.m. to 5:00 p.m.  
**Summer Hours** Memorial Day Weekend to Labor Day Weekend  
 9:00 a.m. to 7:00 p.m.  
**Closed** Thanksgiving Day, Christmas Day, New Year's Day

## DIRECTORY

NAME	TITLE	NAME	TITLE
Jane Forbes	Chairman	Ken Meifert	VP, Sponsorship & Development
Josh Rawitch	President	Ryan Selzner	VP, People & Culture
Shilpa Ketharaju	VP, Finance & Administration, CFO	Jon Shestakofsky	VP, Communications & Education
Srinna Gagahan	VP, Retail Merchandising & Licensing	Craig Muder	Communications Director

## HALL OF FAME WEEKEND 2023: JULY 21-24

**Class of 2023** Fred McGriff and Scott Rolen  
**Awards Presentation** Saturday, July 22  
**Induction** Sunday, July 23  
 1:30 p.m. ET, Clark Sports Center

## CONNECT TO COOPERSTOWN

+ For news from Cooperstown, visit at [www.baseballhall.org](http://www.baseballhall.org). Stay up-to-date on all the activity at the Hall of Fame's official site, on Twitter @baseballhall and through social networking on Facebook, Instagram and YouTube.

+ If you would like to receive interesting stories and timely news items direct from the Hall of Fame and get the inside track on the latest happenings in Cooperstown, sign up for Inside Pitch. There's no cost to receive our weekly electronic newsletter in your e-mail box at home or work and it's easy to enroll: Just log on to [www.baseballhall.org/media/museum-facts](http://www.baseballhall.org/media/museum-facts).

+ If you have an interest in receiving Around The Horn, the Hall's monthly media newsletter, please send an e-mail to [info@baseballhall.org](mailto:info@baseballhall.org). Be sure to include your name, name of organization and e-mail address. Or visit [www.baseballhall.org/media-info](http://www.baseballhall.org/media-info).

## ROYALS ARTIFACTS IN COOPERSTOWN

- + The base stolen by Royals shortstop **Bobby Witt Jr.** in the 6th inning of a 5-3 win in Cleveland on Oct. 3, 2022 to give him 30 stolen bases (to go along with 20 homers and 30 doubles) in his first big league season.
- + Batting helmet used by **Whit Merrifield** throughout the 2019 season when he became the second right-handed hitter in history to lead the Majors in hits for two straight seasons.
- + Bat used by **Eric Hosmer** when he was named MVP of 2016 All-Star Game.
- + Jersey worn by Manager **Ned Yost** during the 2014 ALCS when he became first Manager to win his first 8 postseason games.
- + Jersey worn by **Zack Greinke** during his final victory on Sept. 27 during his 2009 Cy Young winning season.
- + Bat used by Hall of Famer **George Brett** at the end of the 1990 season, becoming the first player to win batting titles in three different decades.
- + Bat from the famous pine-tar incident on July 24, 1983 when Hall of Famer **George Brett** hit a 9th-inning go-ahead home run off **Goose Gossage**.

## A LOOK AHEAD TO 2024

Ballots for the 2024 Hall of Fame/BBWAA election will be distributed following the 2023 season with results from the voting scheduled to be announced in January 2024. A partial list of first-year candidates for election includes **Adrián Beltré**, **Joe Mauer**, **Chase Utley** and **David Wright**. Historical information on past BBWAA elections and the election process can be accessed at [www.baseballhall.org](http://www.baseballhall.org) or by contacting the Hall of Fame Communications department.

## RESEARCH ASSISTANCE

The Hall of Fame is pleased to provide assistance in baseball research and members of the media are encouraged to utilize this valuable baseball resource whenever necessary by calling the Public Relations department at (607) 547-0215, or the Library Reference desk at (607) 547-0330.

## ROYALS IN THE HALL OF FAME

A total of eight former players, executives and Managers in the National Baseball Hall of Fame spent at least some of their professional careers with the Kansas City Royals, including 2017 electee **John Schuerholz**, who served as Royals General Manager during the 1985 World Series-winning season. Along with Schuerholz are **George Brett** (1973-1993), **Orlando Cepeda** (1974), **Joe Gordon** (1969), **Whitey Herzog** (1975-79), **Harmon Killebrew** (1975), **Bob Lemon** (1970-1972) and **Gaylord Perry** (1983). To learn more about Kansas City Royals in the Hall of Fame, visit the "Hall of Famers" team pages at [www.baseballhall.org](http://www.baseballhall.org).



Salvador Perez's glove from the 2015 World Series is among the many Royals artifacts at the National Baseball Hall of Fame.

## SPRING TRAINING

### SURPRISE STADIUM & SPRING TRAINING COMPLEX

- + The Royals 55th Spring Training season in club history in 2023 will be their 21st in Surprise, Ariz.
- + The Royals and Texas Rangers share a \$48 million, 10,500-seat multi-purpose Recreation and Major League Spring Training Campus on land owned by the City of Surprise. In addition, the city is using the facilities for adult and youth recreation programs, community events and programs, special events and meeting facilities.
- + The stadium complex and baseball practice fields are incorporated into a master-planned municipal center, including administrative offices, recreation/aquatic center, 23,000-square-foot library and 35-40 acre passive park.
- + In 2015, the Royals complex underwent an \$8 million renovation, adding approximately 14,000-square feet to the facility. The project included expanding the clubhouse, coaches' locker room, training and dining facilities, while giving the club six additional offices on site.
- + Surprise is approximately 35 minutes northwest of Phoenix, past Sun City West off Highway 60. The complex is located on 125 acres in the vicinity of Bullard Avenue and Greenway Road.
- + Populous (formerly HOK), an internationally-renowned Kansas City architectural firm devoted to creating exceptional sports facilities, was designated to design the facility.
- + Groundbreaking took place with Hall of Famers **George Brett** and **Nolan Ryan** in attendance on May 21, 2001. The facility was dedicated during a special ceremony and community celebration attended by members of the Royals and Rangers on December 7, 2002. The two teams played the first game at the complex on February 27, 2003, with the Royals coming away with a 6-3 win.
- + The Royals have won the unofficial Cactus League title four times, their first season in Arizona in 2003, 2011, 2013 and in 2021.



In 2015, the Royals Spring Training complex underwent an \$8 million renovation, adding approximately 14,000-square feet.



The Royals celebrated their 20th Spring Training season at Surprise Stadium in 2022.

### THE FOUNTAINS: SPRING TRAINING HOUSING FACILITY

- + The Fountains, which opened on Nov. 19, 2021, is a four-story residence in Surprise, Ariz., across the street from the Royals Spring Training complex. The Fountains includes a total of 47 units, including five for staff. The rest is for players at no cost to them. At full capacity, it can sleep up to 176 people.
- + According to a [story](#) by **Anne Rogers** of *MLB.com*, amenities include a lounge filled with arcade games (there's a digital dartboard, a pop-a-shot basketball game, a ping-pong table, two pool tables, a shuffleboard and a table arcade that has games like Pac-Man), a nutrition and kitchen area, a classroom, a staff lounge, a covered patio, a pool and a barber shop. Players' rooms are fully furnished and can sleep up to four, and they include a kitchen, in-unit laundry machines and a balcony.



# SPRING TRAINING HISTORY

ROYALS SPRING TRAINING HISTORY														
YEAR	HOME			ROAD			OTHER SITES			TOTAL		PCT	OTHER SITES NOTES	
	W	L	T	W	L	T	W	L	T	W	L			T
1969	6	6	0	4	7	0	0	2	0	10	15	0	.400	
1970	4	7	0	3	9	0	-	-	-	7	16	0	.304	
1971	4	7	0	4	9	0	2	0	0	10	16	0	.385	
1972	5	5	0	3	6	0	-	-	-	8	11	0	.421	
1973	7	4	0	5	9	0	-	-	-	12	13	0	.480	
1974	10	0	0	3	8	0	0	1	0	13	9	0	.591	
1975	9	3	0	4	8	0	-	-	-	13	11	0	.542	
1976	6	2	0	2	3	0	-	-	-	8	5	0	.615	
1977	7	6	0	10	3	0	-	-	-	17	9	0	.654	
1978	9	4	0	3	8	0	-	-	-	12	12	0	.500	
1979	7	5	0	4	8	0	-	-	-	11	13	0	.458	
1980	6	6	0	8	2	0	-	-	-	14	8	0	.636	
1981	7	5	0	4	6	0	2	0	0	13	11	0	.542	
1982	8	4	0	2	7	2	-	-	-	10	11	2	.476	
1983	5	6	0	5	9	0	-	-	-	10	15	0	.400	
1984	7	5	1	6	5	1	1	0	0	14	10	2	.583	1 G in Memphis vs. TEX
1985	4	10	0	8	5	0	-	-	-	12	15	0	.444	
1986	6	6	1	5	6	0	0	2	0	11	14	1	.440	1 G in Little Rock & Memphis vs. STL
1987	6	7	0	6	5	0	0	1	0	12	13	0	.480	1 G in Memphis vs. STL
1988	10	6	0	7	7	0	-	-	-	17	13	0	.567	
1989	8	6	0	8	5	2	-	-	-	16	11	2	.593	
1990	3	3	0	4	3	1	-	-	-	7	6	1	.538	
1991	8	5	1	6	8	0	-	-	-	14	13	1	.519	
1992	6	11	0	6	7	1	-	-	-	12	18	1	.400	
1993	6	8	0	4	10	0	2	0	0	12	18	0	.400	2 G in Jacksonville vs. FLA
1994	11	3	1	5	11	0	-	-	-	16	14	1	.533	
1995	2	3	1	4	2	0	-	-	-	6	5	1	.545	
1996	6	9	0	9	5	0	1	0	1	16	14	1	.533	2 G in Nashville vs. CIN & MON
1997	7	10	0	6	7	1	1	1	0	14	18	1	.438	2 G in Denver vs. COL
1998	8	7	1	6	8	0	-	-	-	14	15	1	.483	
1999	13	4	0	9	5	0	-	-	-	22	9	0	.710	
2000	10	5	0	8	11	0	-	-	-	18	16	0	.529	
2001	10	4	0	6	7	1	-	-	-	16	11	1	.593	
2002	7	6	1	6	9	0	-	-	-	13	15	1	.464	
2003	8	5	0	10	3	0	1	2	0	19	10	0	.655	1 G in Mexico vs. AZ, 2 G in Round Rock vs. COL
2004	7	7	1	8	6	1	2	0	0	17	13	2	.567	2 G in Houston vs. HOU
2005	7	7	1	5	8	2	2	0	0	14	15	3	.483	2 G in Houston vs. HOU
2006	8	6	0	8	3	2	1	1	0	17	10	2	.630	2 G in Houston vs. HOU
2007	7	7	0	4	9	0	0	2	0	11	18	0	.379	
2008	7	6	0	8	7	0	1	1	0	16	14	0	.533	2 G in Milwaukee vs. MIL
2009	10	4	3	7	9	1	1	1	0	18	14	4	.563	1 G in Frisco & Arlington vs. TEX
2010	7	6	2	6	6	2	1	1	0	14	13	4	.519	1 G in Frisco & Arlington vs. TEX
2011	10	5	0	10	5	1	-	-	-	20	10	1	.667	
2012	10	5	0	5	10	0	1	1	0	16	16	0	.500	1 G in San Diego & Lake Elsinore vs. SD
2013	14	2	1	11	5	1	-	-	-	25	7	2	.781	
2014	5	7	2	6	8	0	1	1	0	12	16	2	.429	2 G in Milwaukee vs. MIL
2015	7	6	1	11	4	0	2	0	0	20	10	1	.667	2 G in Houston vs. HOU
2016	10	5	0	4	12	0	0	4	0	14	21	0	.400	2 G in San Antonio vs. TEX, 2 G in Phoenix vs. AZ
2017	6	7	2	11	6	0	0	3	0	17	16	2	.515	2 G in Arlington vs. TEX, 1 G vs. Team Venezuela
2018	7	9	0	9	4	3	-	-	-	16	13	3	.552	
2019	11	3	0	7	9	1	0	1	0	18	13	1	.581	1 G in Omaha vs. Storm Chasers
2020	5	5	0	4	4	2	0	3	0	9	12	2	.429	2 G in Kansas City vs. HOU, 1 G in St. Louis vs. STL
2021	9	2	3	7	6	1	-	-	-	16	8	4	.667	
2022	4	4	0	4	4	1	-	-	-	8	8	1	.500	
<b>TOT</b>	<b>397</b>	<b>296</b>	<b>23</b>	<b>328</b>	<b>356</b>	<b>27</b>	<b>22</b>	<b>28</b>	<b>1</b>	<b>747</b>	<b>680</b>	<b>51</b>	<b>.523</b>	
	<b>W</b>	<b>L</b>	<b>T</b>	<b>W</b>	<b>L</b>	<b>T</b>	<b>W</b>	<b>L</b>	<b>T</b>	<b>W</b>	<b>L</b>	<b>T</b>		
YEAR	HOME			ROAD			OTHER SITES			TOTAL		PCT	OTHER SITES NOTES	

Winning percentage does not include ties per Rule 9.21(a)

## ROYALS SPRING TRAINING SITES

Ft. Myers, Fla. 1969-87  
 Baseball City, Fla. 1988-2002  
**Surprise, Ariz. 2003-Present**

## SURPRISE STADIUM

15946 N. Bullard Ave. Surprise, Ariz. 85374  
**Left Field:** 350 feet **Right Field:** 350 feet  
**Center Field:** 400 feet **Fence:** 8 feet high





# MLB's NEW RULES IN 2023

## WHAT FANS SAID THEY WANT:

- A quicker game played with better pace.
- More action such as stolen base attempts, doubles, triples, and great defensive plays.

## WHAT'S NEW THIS SEASON:

### Pitch Timer: Less Down Time, More Action



- 15 seconds with bases empty.
- 20 seconds with runner(s) on.
- Hitter receives one timeout per plate appearance.
- Pitcher is limited to two pickoff attempts to improve pace of play.

### Shift Restrictions: More Hits, More Athleticism



- Restoring a more traditional defensive alignment will better showcase athleticism of players.
- Two infielders must be positioned on either side of 2B when pitch is released.
- All four infielders must have both feet within the infield.

### Bigger Bases: Increased Safety, Extra Stolen Bases



- 1B, 2B and 3B have increased from 15" square to 18" square (a decrease of 4.5" between 1B-2B and 2B-3B).



- Bigger bases expected to aid player health and promote an uptick in aggressive baserunning.

## IT WORKS:

### 8,000+ Games of MiLB Testing Since 2019...With Great Results

- Average game length in MiLB decreased by 25 minutes from 2021 to 2022.
- Increase in action included higher batting average and fewer strikeouts and walks.



FROM KANSAS CITY TO COOPERSTOWN.

CONGRATS,  
BUCK

FROM THE  
*Royals*™



JOHN JORDAN O'NEIL  
"BUCK"

CHARACTER, INTEGRITY AND DIGNITY DEFINED A LIFE DEDICATED TO BASEBALL - AS PLAYER, MANAGER, SCOUT, COACH AND CHAMPION OF NEGRO LEAGUES LEGACIES. STARRING AT FIRST BASE FOR NEGRO AMERICAN LEAGUE POWERHOUSE KANSAS CITY MONARCHS OF THE LATE 1930S AND '40S, WINNING NEGRO WORLD SERIES IN 1942. TOOK THE HBEAM AS SUCCESSFUL MONARCHS MANAGER OF THE 1940S THROUGH MID-1950S. SCOUTED FOR THE CUBS, HELPING NUMEROUS BLACK PLAYERS TRANSITION TO THE AMERICAN AND NATIONAL LEAGUES, THEN BECAME FIRST BLACK COACH IN N.L. OR A.L. HISTORY WITH CHICAGO IN 1962. IN LATER LIFE, GAVE VOICE TO THE NEGRO LEAGUES, BLOQUENTLY PRESERVING ITS CULTURE AND LEGENDS.

# 2023 Royals™ SCHEDULE

## MARCH/APRIL

SUNDAY	MONDAY	TUESDAY	WEDNESDAY	THURSDAY	FRIDAY	SATURDAY
26	27	28	29	30 MIN 3:10 PM	31	1 MIN 3:10 PM
2 MIN 1:10 PM	3 TOR 6:40 PM	4 TOR 6:40 PM	5 TOR 6:40 PM	6 TOR 1:10 PM	7 SF 3:35 PM	8 SF 3:05 PM
9 SF 3:05 PM	10 TEX 7:05 PM	11 TEX 7:05 PM	12 TEX 7:05 PM	13	14 ATL 7:10 PM	15 ATL 3:10 PM
16 ATL 1:10 PM	17 TEX 6:40 PM	18 TEX 6:40 PM	19 TEX 1:10 PM	20	21 LAA 8:38 PM	22 LAA 8:07 PM
23 LAA 3:07 PM	24 ARI 8:40 PM	25 ARI 8:40 PM	26 ARI 2:40 PM	27 MIN 6:40 PM	28 MIN 3:10 PM	29 MIN 1:10 PM
30						

## MAY

SUNDAY	MONDAY	TUESDAY	WEDNESDAY	THURSDAY	FRIDAY	SATURDAY
	1	2 BAL 6:40 PM	3 BAL 6:40 PM	4 BAL 1:10 PM	5 OAK 7:10 PM	6 OAK 6:10 PM
7 OAK 1:10 PM	8 CWS 6:40 PM	9 CWS 6:40 PM	10 CWS 6:40 PM	11 CWS 1:10 PM	12 MIL 7:10 PM	13 MIL 6:10 PM
14 MIL 1:10 PM	15 SD 8:40 PM	16 SD 8:40 PM	17 SD 3:10 PM	18	19 CWS 7:10 PM	20 CWS 1:10 PM
21 CWS 1:10 PM	22 DET 6:40 PM	23 DET 6:40 PM	24 DET 6:40 PM	25	26 WSH 7:10 PM	27 WSH 3:10 PM
28 WSH 1:10 PM	29 STL 1:15 PM	30 STL 6:45 PM	31			

## JUNE

SUNDAY	MONDAY	TUESDAY	WEDNESDAY	THURSDAY	FRIDAY	SATURDAY
				1	2 COL 7:10 PM	3 COL 3:10 PM
4 COL 1:10 PM	5 MIA 5:40 PM	6 MIA 5:40 PM	7 MIA 5:40 PM	8	9 BAL 6:05 PM	10 BAL 3:05 PM
11 BAL 12:35 PM	12 CIN 7:10 PM	13 CIN 7:10 PM	14 CIN 7:10 PM	15	16 LAA 7:10 PM	17 LAA 3:10 PM
18 LAA 1:10 PM	19 DET 5:40 PM	20 DET 5:40 PM	21 DET 12:10 PM	22 TB 5:40 PM	23 TB 5:40 PM	24 TB 3:10 PM
25 TB 12:40 PM	26	27 CLE 7:10 PM	28 CLE 7:10 PM	29 CLE 1:10 PM	30 LAD 7:10 PM	

## JULY

SUNDAY	MONDAY	TUESDAY	WEDNESDAY	THURSDAY	FRIDAY	SATURDAY
						1 LAD 6:15 PM
2 LAD 1:10 PM	3 MIN 6:40 PM	4 MIN 1:10 PM	5 MIN 6:40 PM	6 CLE 6:10 PM	7 CLE 6:10 PM	8 CLE 3:10 PM
9 CLE 12:40 PM	10	11 ALL STAR WEEK 2023	12	13	14 TB 7:10 PM	15 TB 6:10 PM
16 TB 1:10 PM	17 DET 7:10 PM	18 DET 7:10 PM	19 DET 7:10 PM	20 DET 1:10 PM	21 NYY 6:05 PM	22 NYY 12:05 PM
23 NYY 1:05 PM	24 CLE 6:10 PM	25 CLE 6:10 PM	26 CLE 12:10 PM	27	28 MIN 7:10 PM	29 MIN 6:10 PM
30	31					

## AUGUST

SUNDAY	MONDAY	TUESDAY	WEDNESDAY	THURSDAY	FRIDAY	SATURDAY
		1 NYM 7:10 PM	2 NYM 7:10 PM	3 NYM 1:10 PM	4 PHI 6:05 PM	5 PHI 5:05 PM
6 PHI 12:35 PM	7 BOS 6:10 PM	8 BOS 6:10 PM	9 BOS 6:10 PM	10 BOS 6:10 PM	11 STL 7:10 PM	12 STL 6:15 PM
13	14 SEA 7:10 PM	15 SEA 7:10 PM	16 SEA 7:10 PM	17 SEA 1:10 PM	18 CHC 1:20 PM	19 CHC 1:20 PM
20 CHC 1:20 PM	21 OAK 8:40 PM	22 OAK 8:40 PM	23 OAK 2:37 PM	24	25 SEA 9:10 PM	26 SEA 3:10 PM
27 SEA 3:10 PM	28 PIT 7:10 PM	29 PIT 7:10 PM	30 PIT 7:10 PM	31		

## SEPTEMBER/OCTOBER

SUNDAY	MONDAY	TUESDAY	WEDNESDAY	THURSDAY	FRIDAY	SATURDAY
					1 BOS 7:10 PM	2 BOS 6:10 PM
3 BOS 1:10 PM	4	5 CWS 6:40 PM	6 CWS 6:40 PM	7 CWS 1:10 PM	8 TOR 6:07 PM	9 TOR 2:07 PM
10 TOR 12:37 PM	11 CWS 6:40 PM	12 CWS 6:40 PM	13 CWS 6:40 PM	14	15 HOU 7:10 PM	16 HOU 6:10 PM
17 HOU 1:10 PM	18 CLE 1:10 PM	19 CLE 6:40 PM	20 CLE 1:10 PM	21	22 HOU 7:10 PM	23 HOU 6:10 PM
24 HOU 2:10 PM	25	26 DET 5:40 PM	27 DET 5:40 PM	28 DET 12:10 PM	29 NYY 7:10 PM	30 NYY 6:10 PM

HOME



AWAY



PLEASE VISIT ROYALS.COM FOR UP-TO-DATE GAME TIMES, TICKETS, AND TELECAST INFORMATION. UNLESS NOTED ALL GAMES TELEVIEWED ON BALLY SPORTS KANSAS CITY. OFFICIAL GAME DATES AND TIMES ARE SUBJECT TO CHANGE. ALL TIMES LISTED CENTRAL.

RADIO BROADCAST GAMES BROADCAST ON KCSP 610 AM. ADDITIONAL STATIONS THROUGHOUT THE MIDWEST ON ROYALS RADIO NETWORK. FOR TICKETS CALL 816-504-4040 (LOCAL), 1-800-6ROYALS (1-800-676-9257). LOG ON TO ROYALS.COM.